



US00D704260S

(12) **United States Design Patent**
Owens

(10) **Patent No.:** **US D704,260 S**

(45) **Date of Patent:** **** May 6, 2014**

(54) **STATIONARY WITH FIVE CUT PANEL**

(71) Applicant: **Jane Owens**, Carlsbad, CA (US)

(72) Inventor: **Jane Owens**, Carlsbad, CA (US)

(**) Term: **14 Years**

(21) Appl. No.: **29/464,072**

(22) Filed: **Aug. 12, 2013**

(51) **LOC (10) Cl.** **19-01**

(52) **U.S. Cl.**
USPC **D19/1**

(58) **Field of Classification Search**
USPC D19/1-12, 20-34; 40/124.01-124.15,
40/672, 661, 726, 776, 617; 283/72,
283/74-75, 103, 105, 106; 206/449, 213,
206/308.3; D20/10, 22, 27, 40, 42; 229/72,
229/92, 92.1, 300-303, 81; D9/707, 709;
383/103, 51, 40, 87

See application file for complete search history.

(56) **References Cited**

U.S. PATENT DOCUMENTS

5,160,267 A * 11/1992 Drake 434/349
D338,913 S * 8/1993 Moya, Jr. D19/3

D342,445 S * 12/1993 Brewer D19/3
D508,772 S * 8/2005 Gilson et al. D3/271.1
D625,757 S * 10/2010 Schluger D19/3
D661,349 S * 6/2012 Picard D19/3
D666,001 S * 8/2012 Phillips et al. D3/303
D685,843 S * 7/2013 Glass et al. D19/3

* cited by examiner

Primary Examiner — Caron D Veynar

Assistant Examiner — Abraham Bahta

(74) *Attorney, Agent, or Firm* — Gary L. Eastman, Esq.

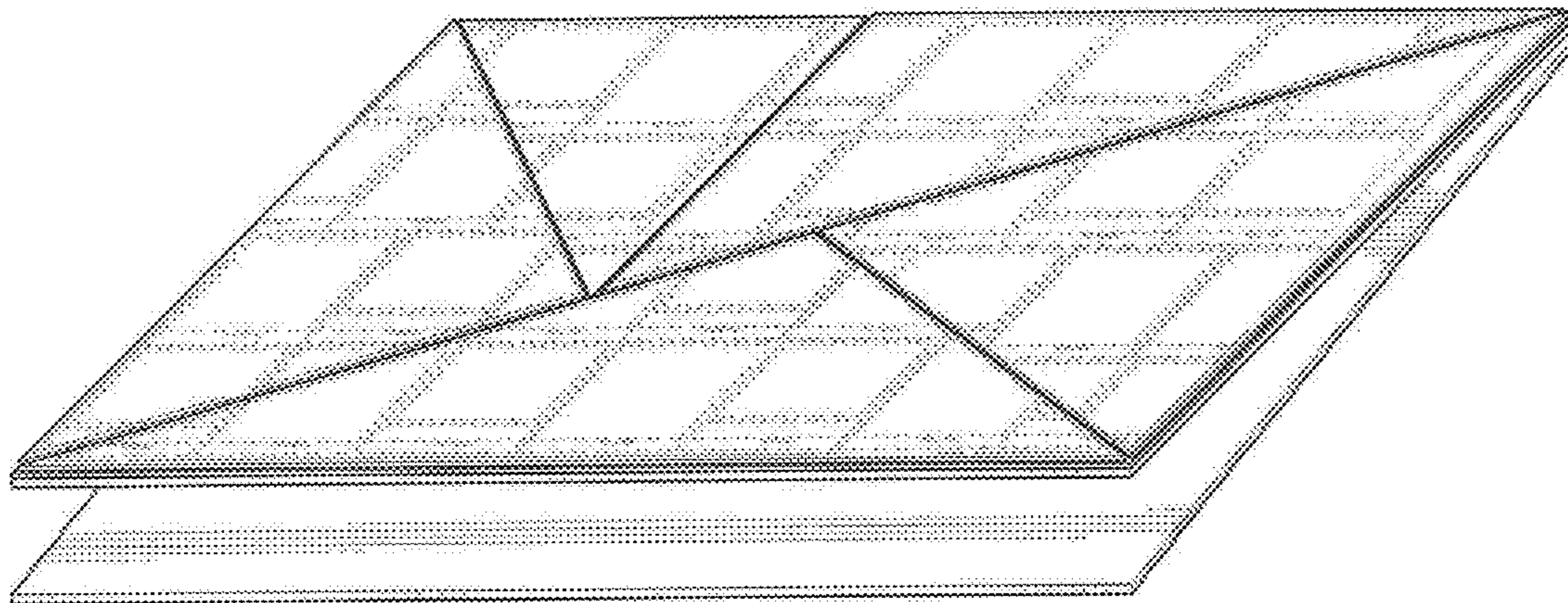
(57) **CLAIM**

The ornamental design for stationary with five cut panel, as shown and described.

DESCRIPTION

FIG. 1 is a top perspective view of the stationary with five cut panel showing my new design;
FIG. 2 is a front view of the stationary;
FIG. 3 is a back view of the stationary;
FIG. 4 is a bottom view of the stationary;
FIG. 5 is a top view of the stationary;
FIG. 6 is a left side view of the stationary; and,
FIG. 7 is a right side view of the stationary.
No claim is directed to features shown in dashed lines.

1 Claim, 4 Drawing Sheets



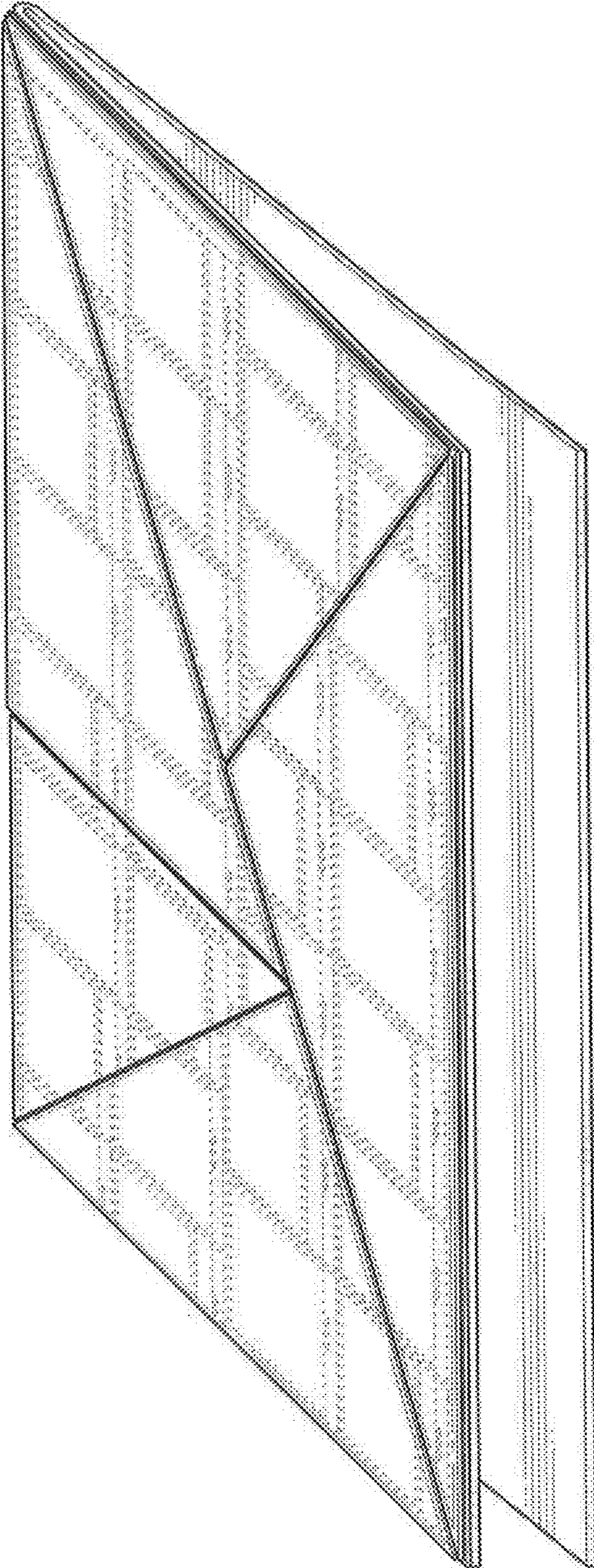


FIG. 1

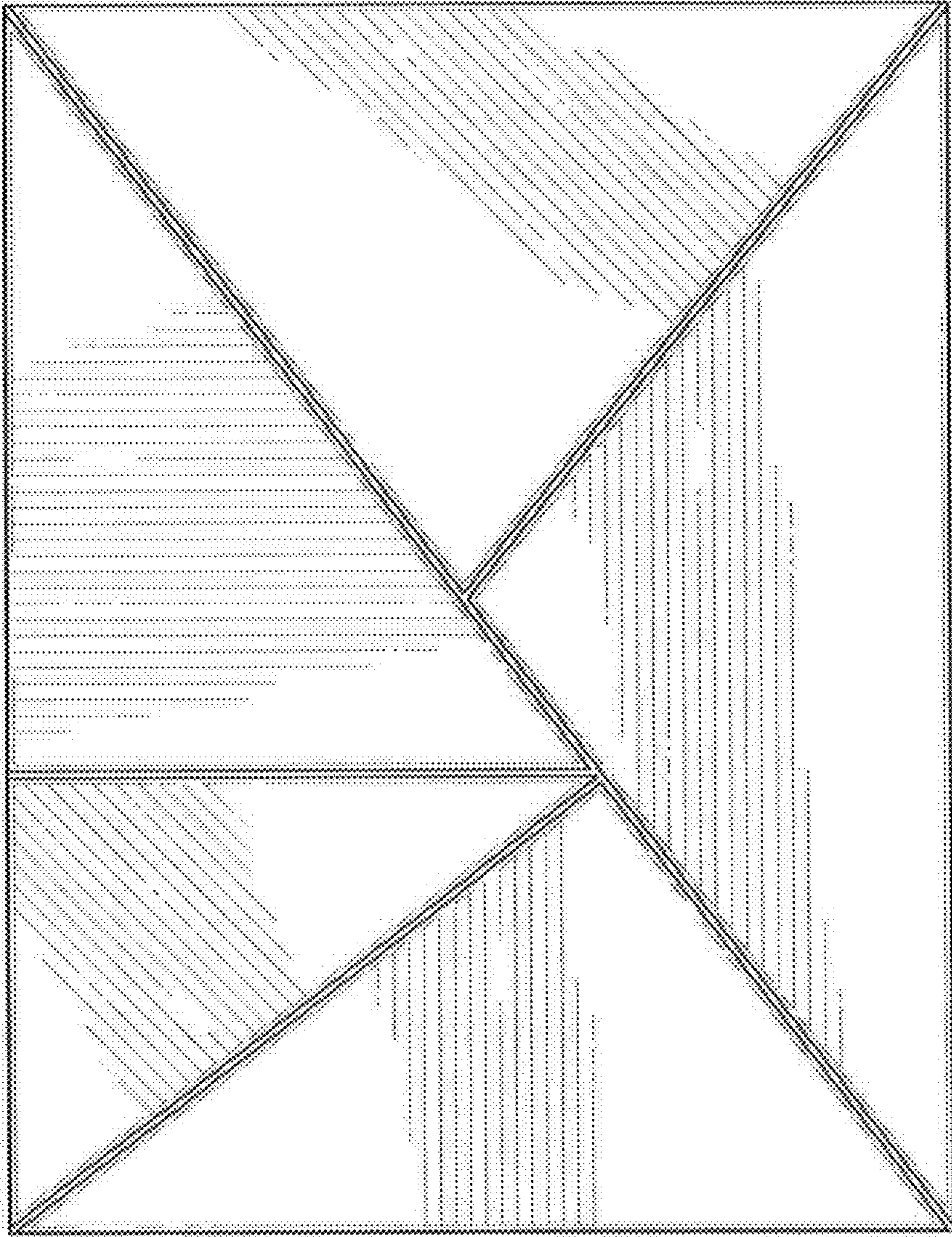


FIG. 2



FIG. 3



FIG. 4



FIG. 5



FIG. 6



FIG. 7