



US00D704200S

(12) **United States Design Patent**  
**Rayner**

(10) **Patent No.:** **US D704,200 S**

(45) **Date of Patent:** **\*\* May 6, 2014**

- (54) **STAND**
- (71) Applicant: **Treefrog Developments, Inc.**, San Diego, CA (US)
- (72) Inventor: **Gary Rayner**, San Diego, CA (US)
- (73) Assignee: **Treefrog Developments, Inc.**, San Diego, CA (US)

8,282,060	B2 *	10/2012	Fan	.....	248/291.1
D676,050	S *	2/2013	Sanz	.....	D14/440
D679,700	S *	4/2013	Werth	.....	D14/253
D680,547	S *	4/2013	Williams et al.	.....	D14/447
D682,282	S *	5/2013	Steinfeld	.....	D14/447
D690,305	S *	9/2013	Wen	.....	D14/440
D692,013	S *	10/2013	Crysell	.....	D14/447
D693,824	S *	11/2013	Erdfarb	.....	D14/447
2012/0229964	A1 *	9/2012	Du et al.	.....	361/679.01

\* cited by examiner

(\*\*) Term: **14 Years**

*Primary Examiner* — Angela J Lee

(21) Appl. No.: **29/464,078**

(57) **CLAIM**  
The ornamental design for a stand, as shown and described.

(22) Filed: **Aug. 12, 2013**

(51) **LOC (10) Cl.** ..... **08-07**

(52) **U.S. Cl.**  
USPC ..... **D14/447**

(58) **Field of Classification Search**  
USPC ..... D14/447, 451, 457, 432, 434, 439, 440,  
D14/217, 238.1, 250, 251, 253; D6/406.1,  
D6/406.2, 406.3, 406.4, 406.5, 406.6;  
D12/415; D13/108, 110; D8/363;  
D21/333; 248/917-924, 133, 136, 139,  
248/150, 176.1, 188.6, 444; 361/679.09,  
361/679.21, 679.22, 679.24, 679.26,  
361/679.27, 679.28, 679.3, 679.55, 679.56,  
361/709

See application file for complete search history.

(56) **References Cited**

**U.S. PATENT DOCUMENTS**


D643,433	S *	8/2011	Hsieh et al.	.....	D14/440
D660,305	S *	5/2012	Ho et al.	.....	D14/447

**DESCRIPTION**

FIG. 1 is a first configuration of a front isometric view of a stand showing our new design;  
 FIG. 2 is a rear isometric view thereof;  
 FIG. 3 is a front view thereof;  
 FIG. 4 is a rear view thereof;  
 FIG. 5 is a left view thereof;  
 FIG. 6 is a right view thereof;  
 FIG. 7 is a top view thereof;  
 FIG. 8 is a bottom view thereof;  
 FIG. 9 is a right view of a stand thereof, but showing the stand in a another position;  
 FIG. 10 is a right view of a stand thereof, but showing the stand in a another position; and,  
 FIG. 11 is a front isometric view of a stand, but showing the stand in use.

The dash-dash-dash broken lines depict unclaimed environment. The broken lines form no part of the claimed design.

**1 Claim, 8 Drawing Sheets**



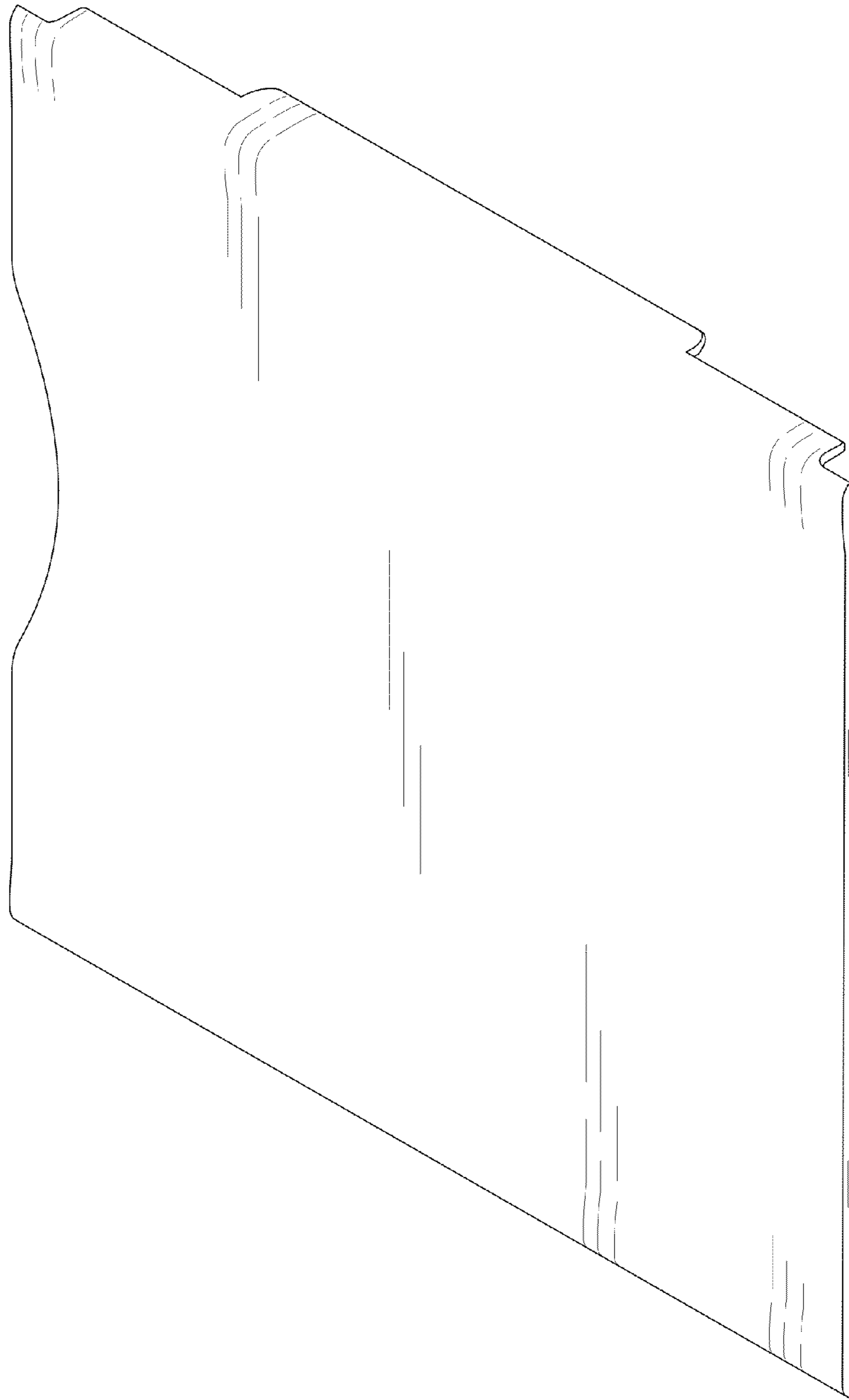


FIG. 1




FIG. 2




FIG. 3

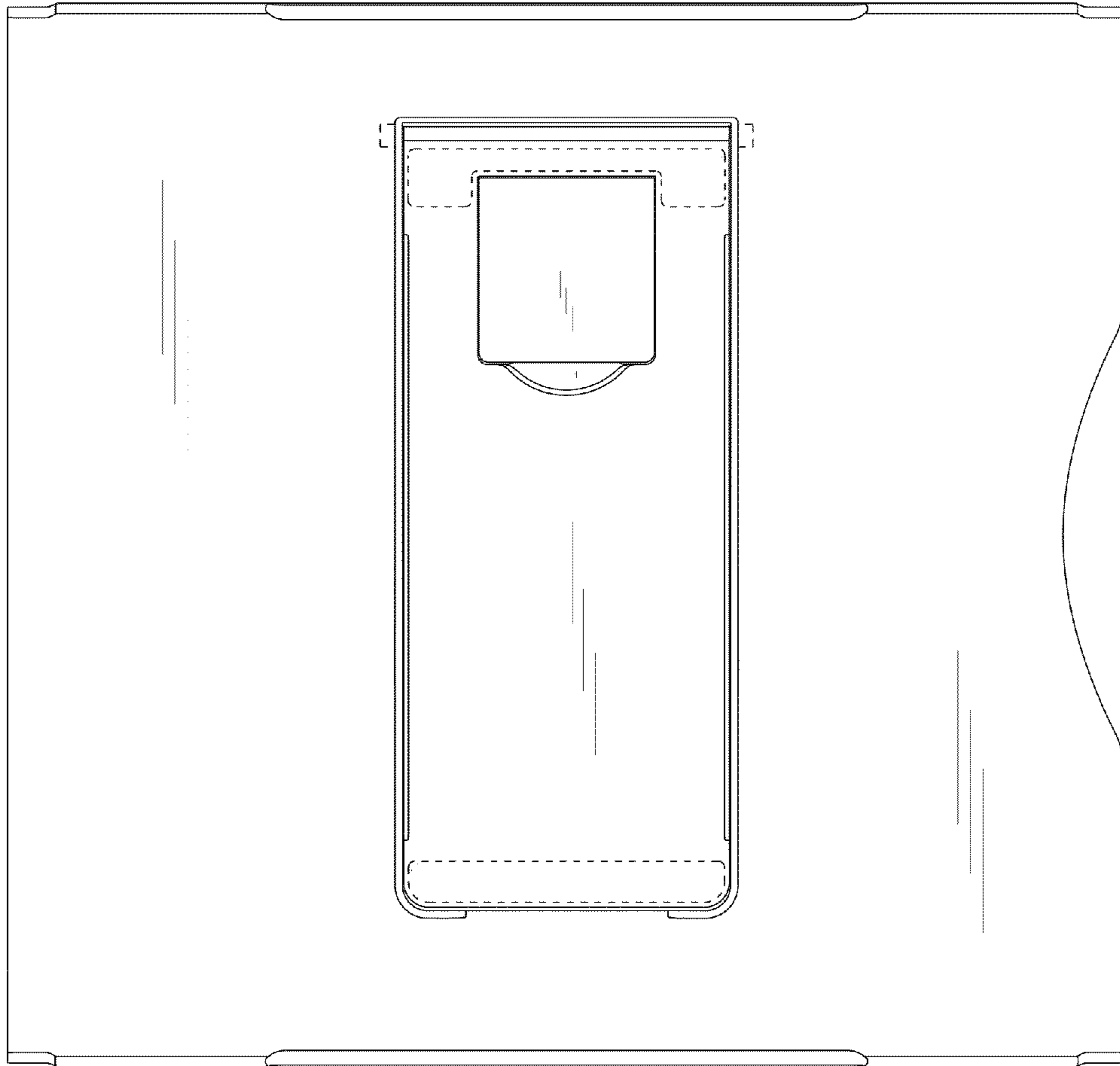


FIG. 4




FIG. 5

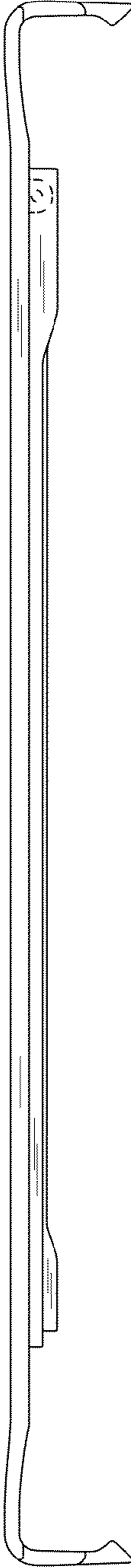


FIG. 6




FIG. 7

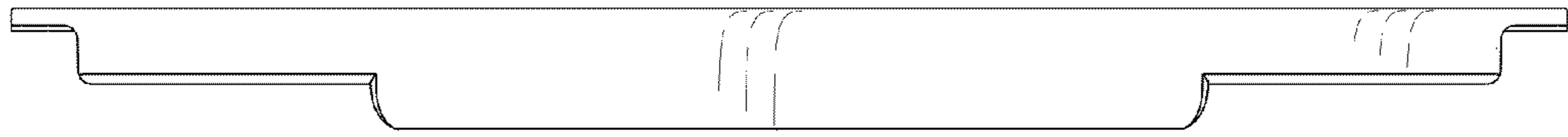


FIG. 8

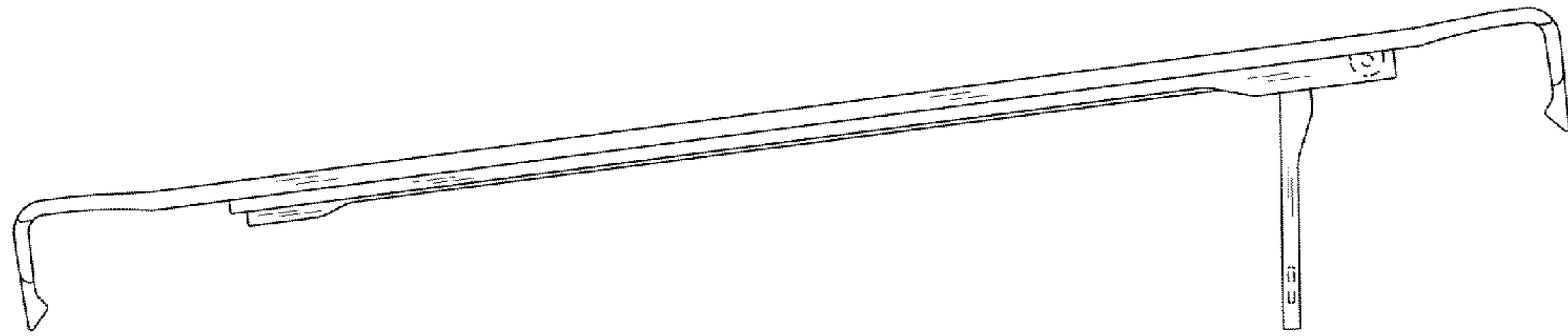


FIG. 9

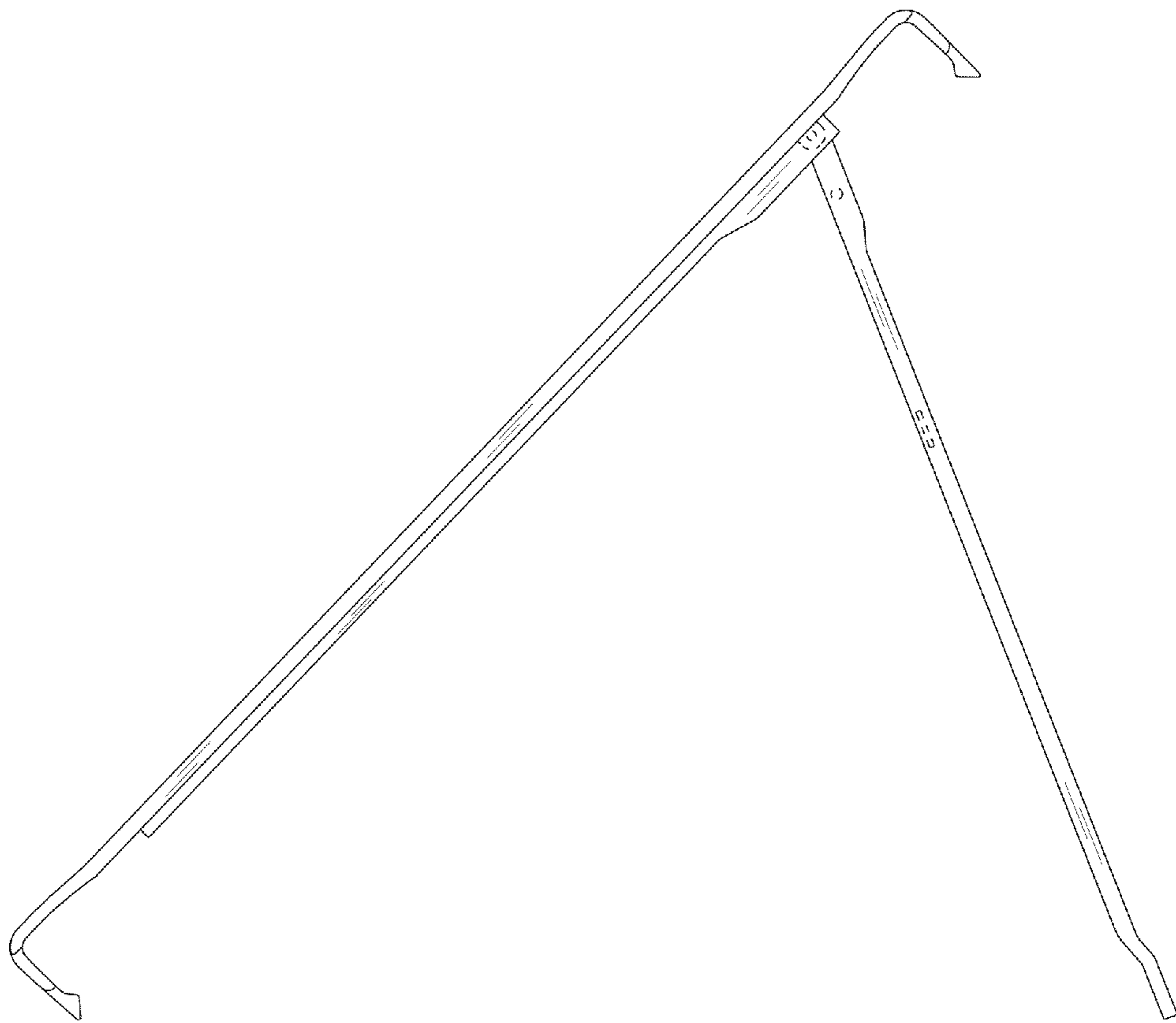


FIG. 10



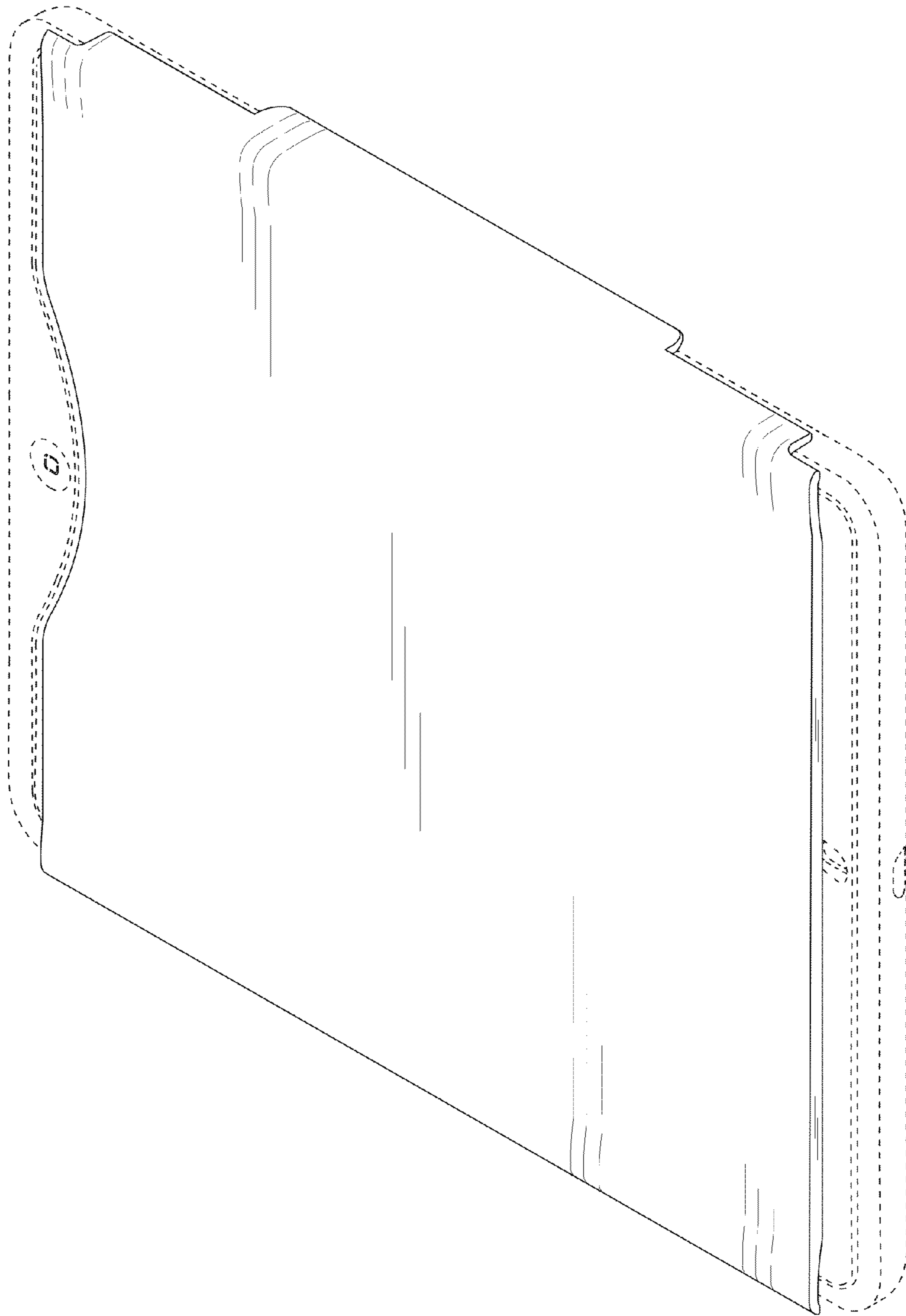


FIG. 11