



US00D704177S

(12) **United States Design Patent**  
**Chun et al.**

(10) **Patent No.:** **US D704,177 S**

(45) **Date of Patent:** **\*\* May 6, 2014**

(54) **WIRELESS ACCESS POINT**

(71) Applicants: **Bum-Ho Chun**, Seoul (KR); **So-Yoon Jeon**, Guri (KR); **Ji-Hee Kwak**, Seoul (KR)

(72) Inventors: **Bum-Ho Chun**, Seoul (KR); **So-Yoon Jeon**, Guri (KR); **Ji-Hee Kwak**, Seoul (KR)

(73) Assignee: **Samsung Electronics Co., Ltd.**, Suwon-si, Gyeonggi-do (KR)

(\*\*) Term: **14 Years**

(21) Appl. No.: **29/437,346**

(22) Filed: **Nov. 15, 2012**

(30) **Foreign Application Priority Data**

Jun. 12, 2012 (KR) ..... 30-2012-0028753

(51) **LOC (10) Cl.** ..... **14-03**

(52) **U.S. Cl.**  
USPC ..... **D14/240**

(58) **Field of Classification Search**  
USPC ..... D14/242, 240, 357, 358, 140-140.9,  
D14/155, 137, 139, 243, 348, 349, 351, 354,  
D14/355; 375/222; 455/557; 725/111  
See application file for complete search history.

(56) **References Cited**

**U.S. PATENT DOCUMENTS**

D274,048 S \* 5/1984 Wong et al. .... D10/106.1  
D292,283 S \* 10/1987 Matsuda et al. .... D14/240  
D346,598 S \* 5/1994 McCay et al. .... D14/137  
D396,852 S \* 8/1998 Chao ..... D14/358

D418,039 S \* 12/1999 Correia ..... D8/330  
D537,409 S \* 2/2007 Suzuki ..... D13/108  
D552,607 S \* 10/2007 Cleland et al. .... D14/358  
D568,304 S \* 5/2008 Park ..... D14/240  
D638,001 S \* 5/2011 Nakhjiri et al. .... D14/242  
D648,329 S \* 11/2011 Woo et al. .... D14/225  
D658,640 S \* 5/2012 Ivaskevicius ..... D14/242

**OTHER PUBLICATIONS**

U.S. Appl. No. 29/437,209, Applicant: Ji-Hee Kwak et al., filed Nov. 14, 2012 entitled Wireless Access Point.

U.S. Appl. No. 29/437,347, Applicant: Ji-Hee Kwak et al., filed Nov. 15, 2012 entitled Wireless Access Point.

\* cited by examiner

*Primary Examiner* — Bridget L Eland

(74) *Attorney, Agent, or Firm* — Flynn, Thiel, Boutell & Tanis, P.C.

(57) **CLAIM**

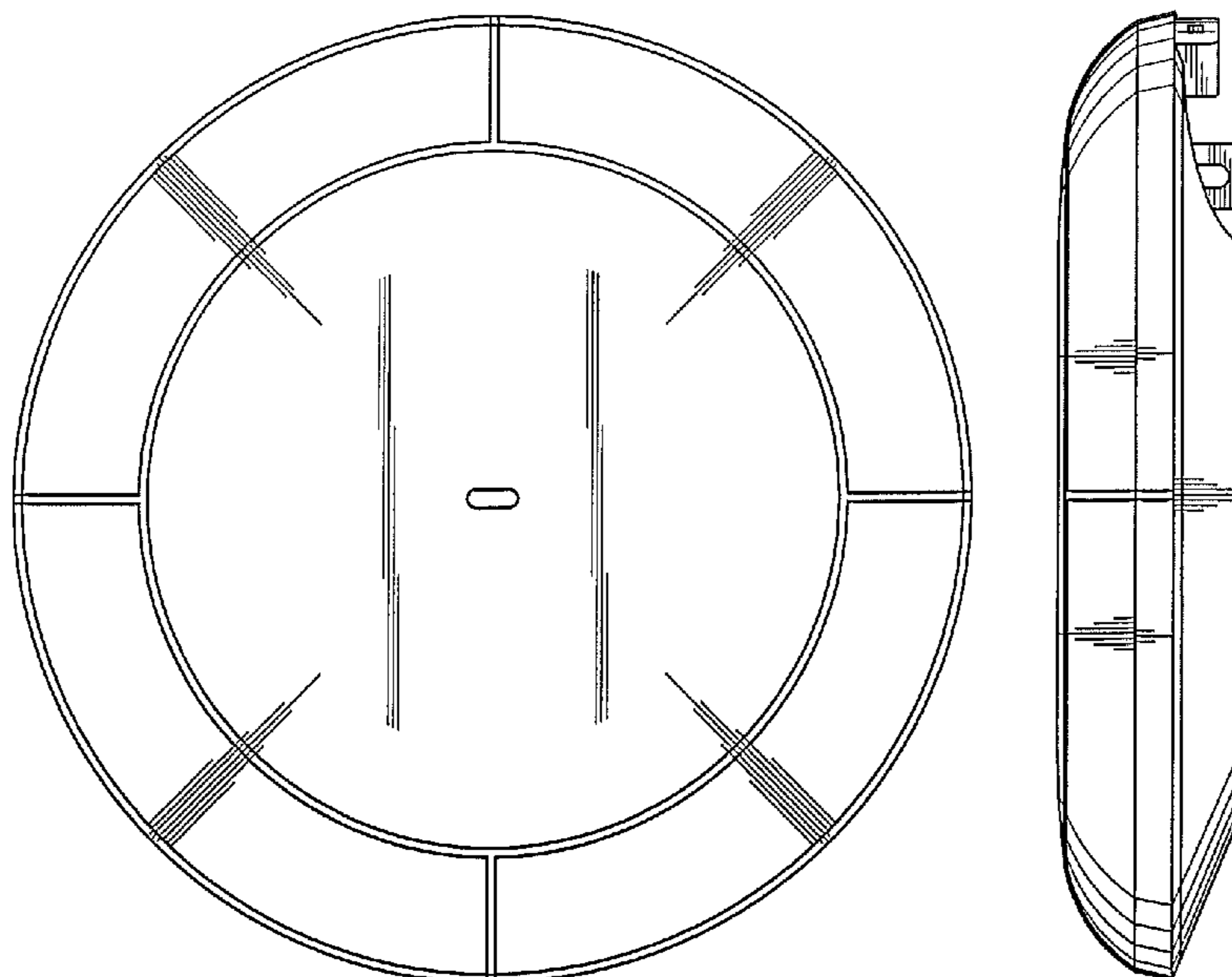
The ornamental design for a wireless access point, as shown and described.

**DESCRIPTION**

FIG. 1 is a top front perspective view of a wireless access point showing our new design;  
FIG. 2 is a front elevational view thereof;  
FIG. 3 is a rear elevational view thereof;  
FIG. 4 is a left side elevational view thereof;  
FIG. 5 is a right side elevational view thereof;  
FIG. 6 is a top plan view thereof; and,  
FIG. 7 is a bottom plan view thereof.

The broken lines immediately adjacent the shaded areas represent the bounds of the claimed design; the broken lines form no part of the claimed design.

**1 Claim, 3 Drawing Sheets**



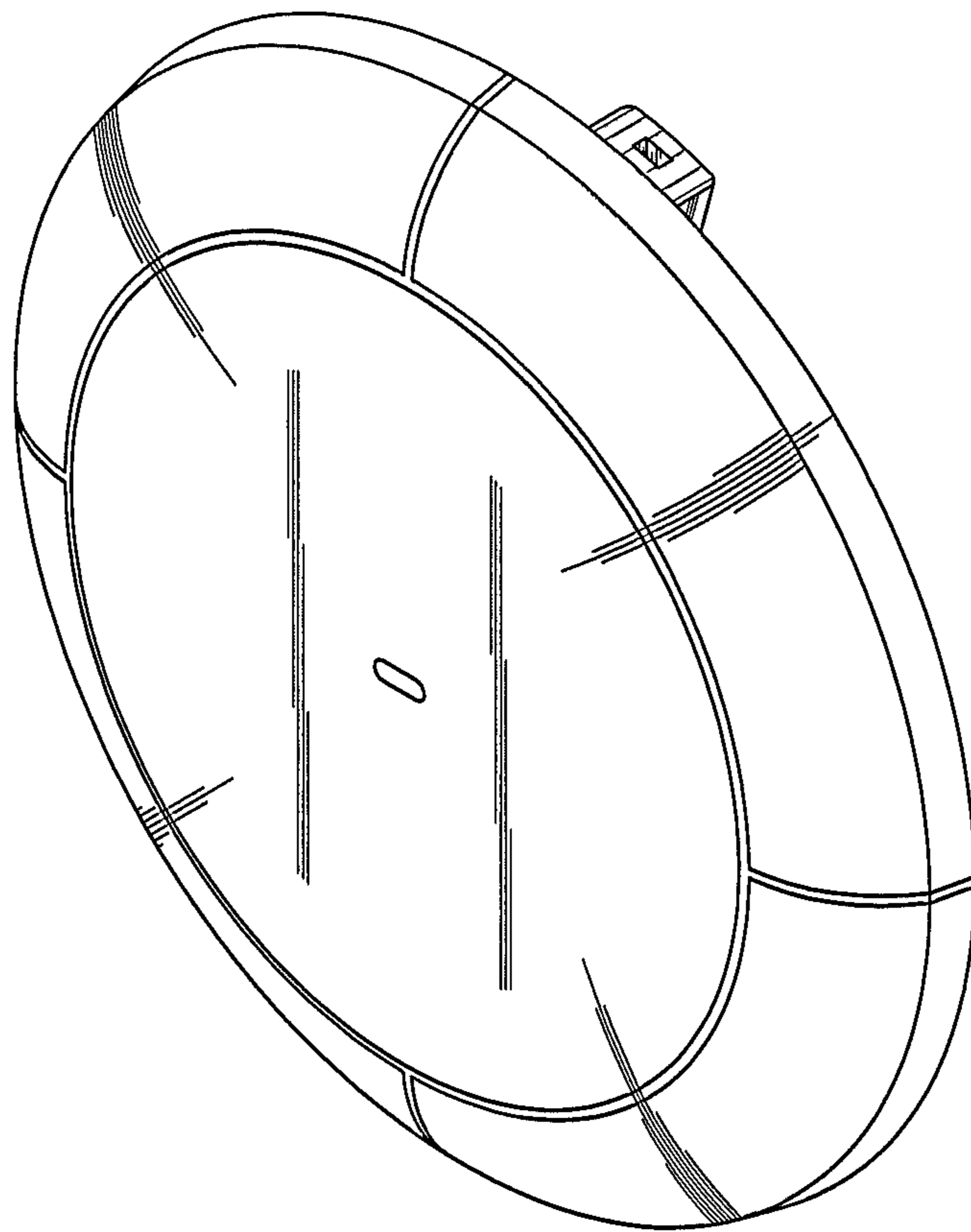


FIG. 1

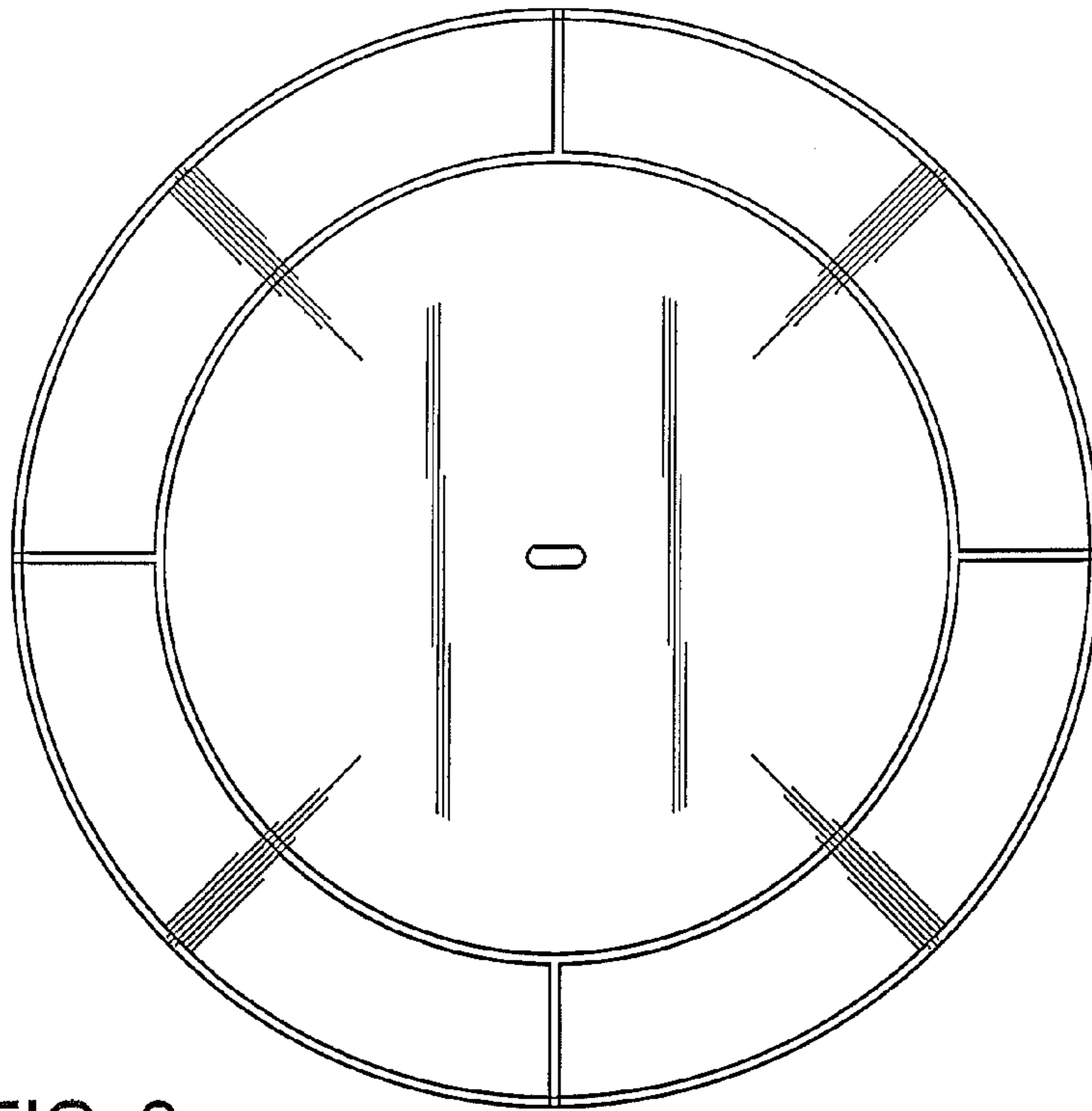


FIG. 2

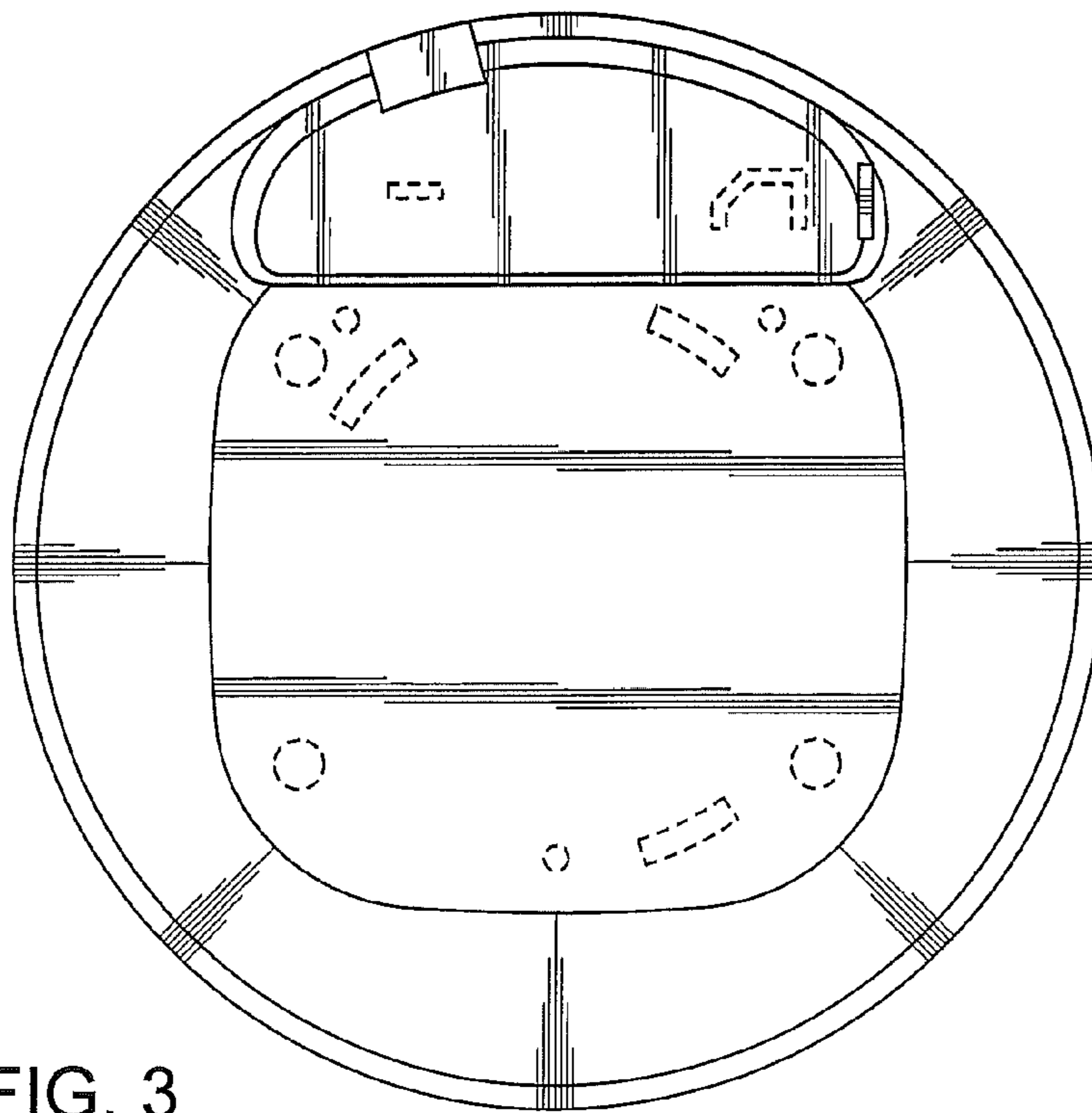


FIG. 3

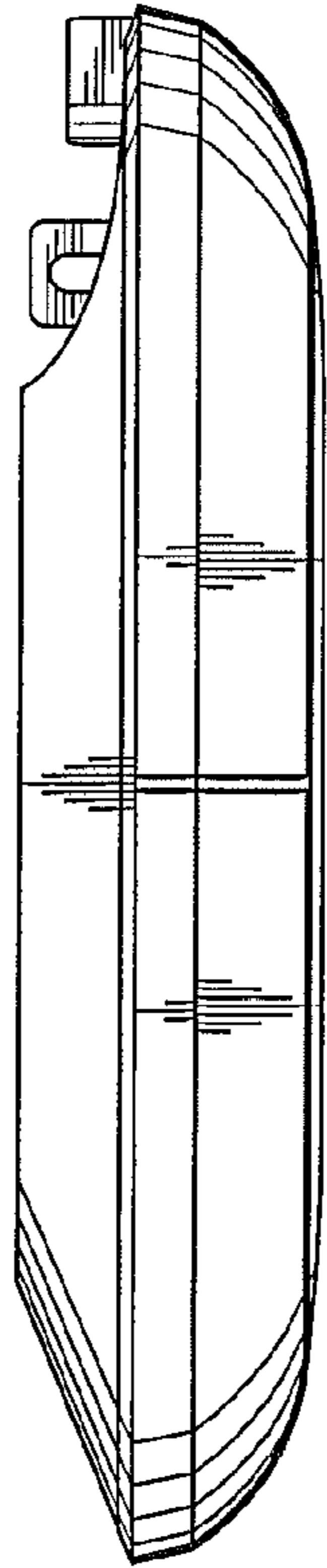


FIG. 4

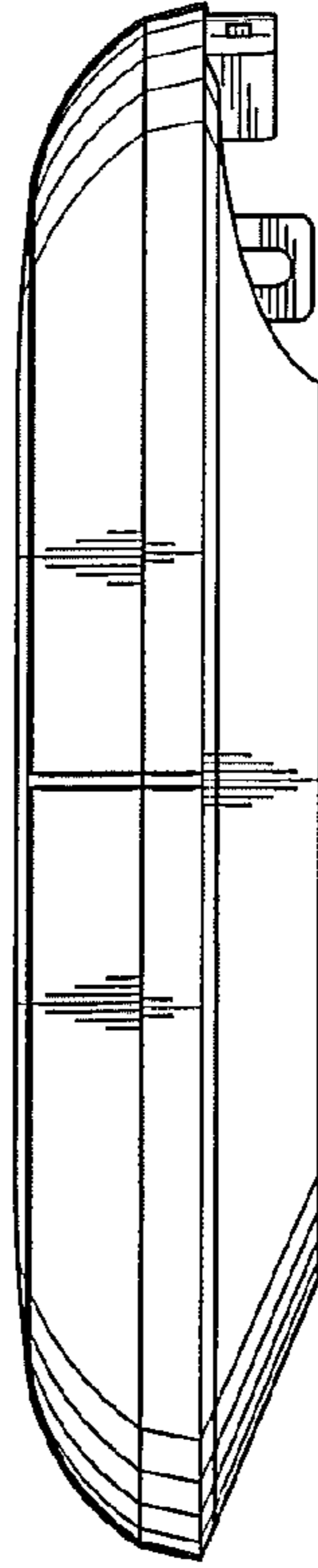


FIG. 5

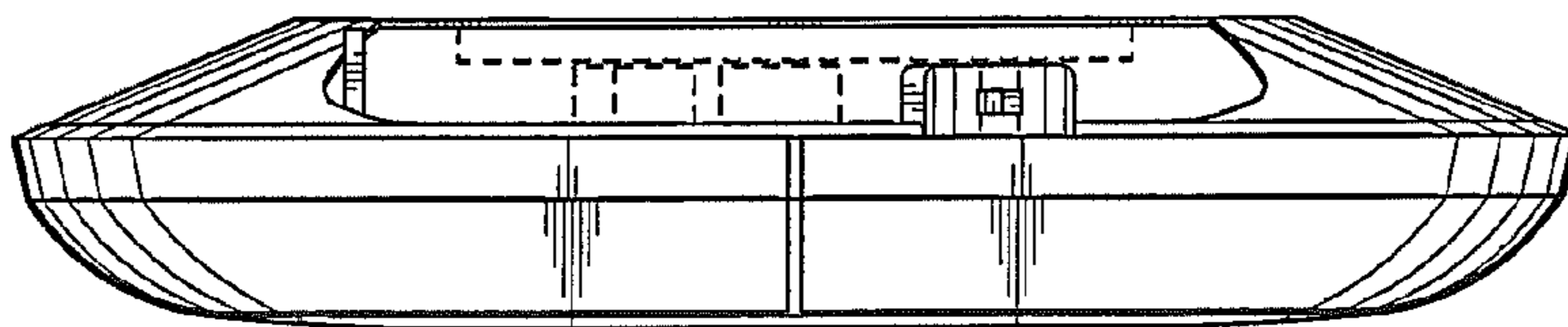


FIG. 6

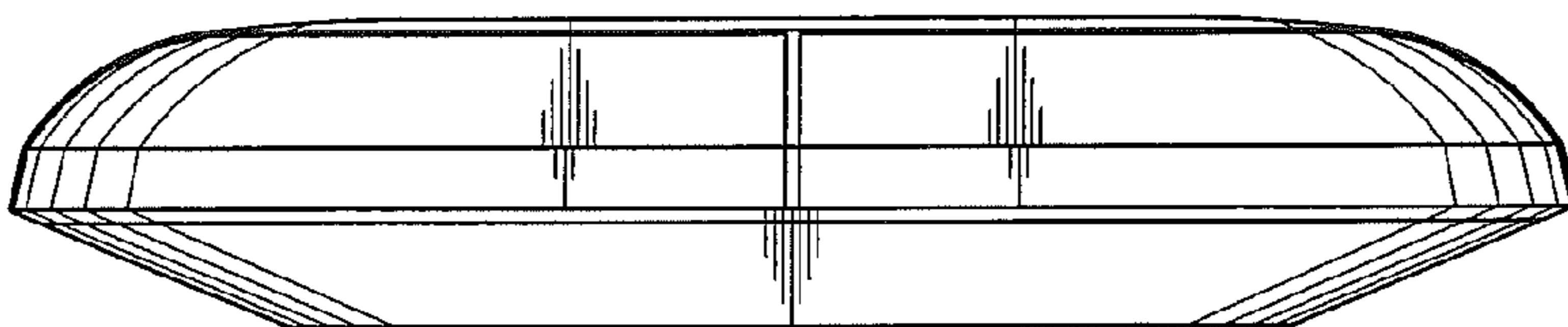


FIG. 7