



US00D704129S

(12) **United States Design Patent**
Depondt

(10) **Patent No.:** **US D704,129 S**
(45) **Date of Patent:** **** May 6, 2014**

(54) **WIPER BLADE ADAPTER FOR WINDSHIELD WIPERS**

(71) Applicant: **Robert Bosch GmbH**, Stuttgart (DE)

(72) Inventor: **Helmut Depondt**, Kessel-Lo (BE)

(73) Assignee: **Robert Bosch GmbH**, Stuttgart (DE)

(**) Term: **14 Years**

(21) Appl. No.: **29/452,456**

(22) Filed: **Apr. 16, 2013**

(30) **Foreign Application Priority Data**

Oct. 17, 2012 (EM) 002120105

(51) **LOC (10) Cl.** **12-06**

(52) **U.S. Cl.**
USPC **D12/220**

(58) **Field of Classification Search**
USPC D12/219–220; 15/246, 247, 250.001,
15/250.4, 250.361, 250.19, 250.48,
15/250.03, 250.31–250.33, 250.201,
15/250.451, 250.458, 250.04, 250.07,
15/250.44

See application file for complete search history.

(56) **References Cited**

U.S. PATENT DOCUMENTS

D478,308 S * 8/2003 Lee D12/220
D597,465 S * 8/2009 Grasso et al. D12/220
D597,466 S * 8/2009 Grasso et al. D12/220
D597,468 S * 8/2009 Grasso et al. D12/220

D597,470 S * 8/2009 Grasso et al. D12/220
D665,329 S * 8/2012 Houssat et al. D12/220
D665,716 S * 8/2012 Houssat et al. D12/220
D665,717 S * 8/2012 Houssat et al. D12/220
D665,718 S * 8/2012 Houssat et al. D12/220
D695,204 S * 12/2013 Kim D12/219

* cited by examiner

Primary Examiner — Katrina A Betton

(74) *Attorney, Agent, or Firm* — Maginot, Moore & Beck

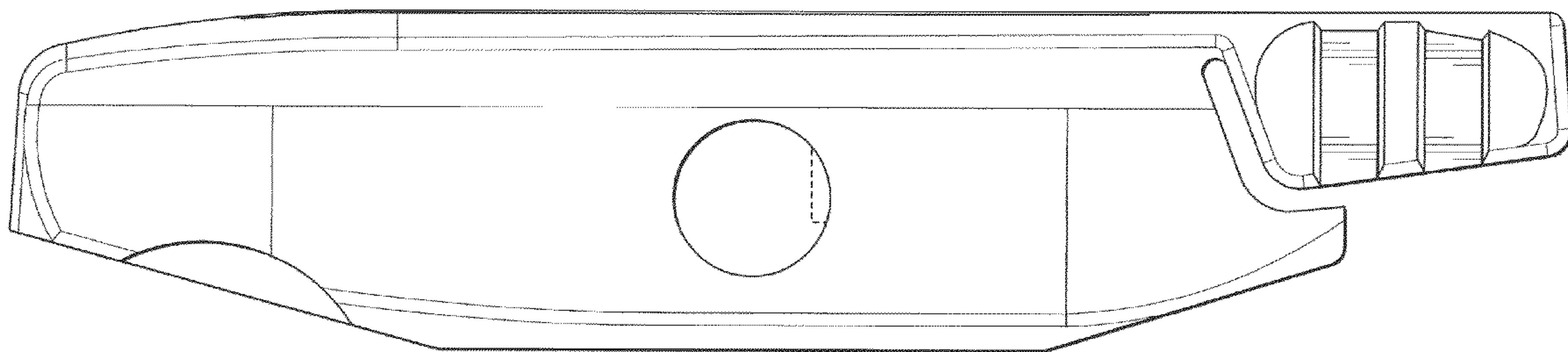
(57) **CLAIM**

The ornamental design for a wiper blade adapter for windshield wipers, as shown and described.

DESCRIPTION

FIG. 1 is a perspective view of a wiper blade adapter for windshield wipers showing my new design;
FIG. 2 is a left side elevational view showing the design for the wiper blade adapter for windshield wipers of FIG. 1;
FIG. 3 is a right side elevational view showing the design for the wiper blade adapter for windshield wipers of FIG. 1;
FIG. 4 is a rear elevational view showing the design for the wiper blade adapter for windshield wipers of FIG. 1;
FIG. 5 is a front elevational view showing the design for the wiper blade adapter for windshield wipers of FIG. 1;
FIG. 6 is a top plan view showing the design for the wiper blade adapter for windshield wipers of FIG. 1; and,
FIG. 7 is a bottom plan view showing the design for the wiper blade adapter for windshield wipers of FIG. 1.
The broken lines shown in the drawings illustrate portions of the wiper blade adapter for windshield wipers that form no part of the claimed design.

1 Claim, 7 Drawing Sheets



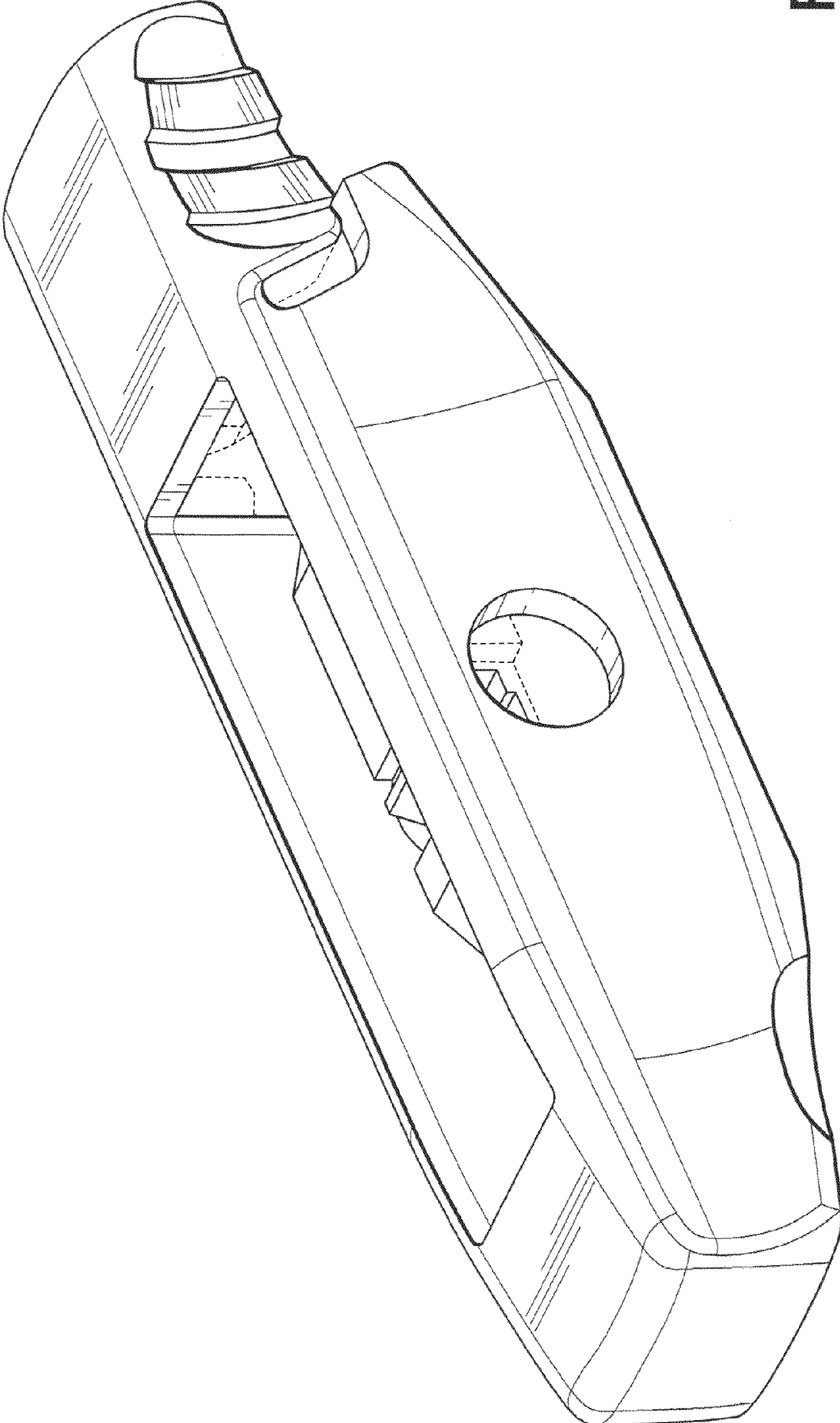


Fig. 1

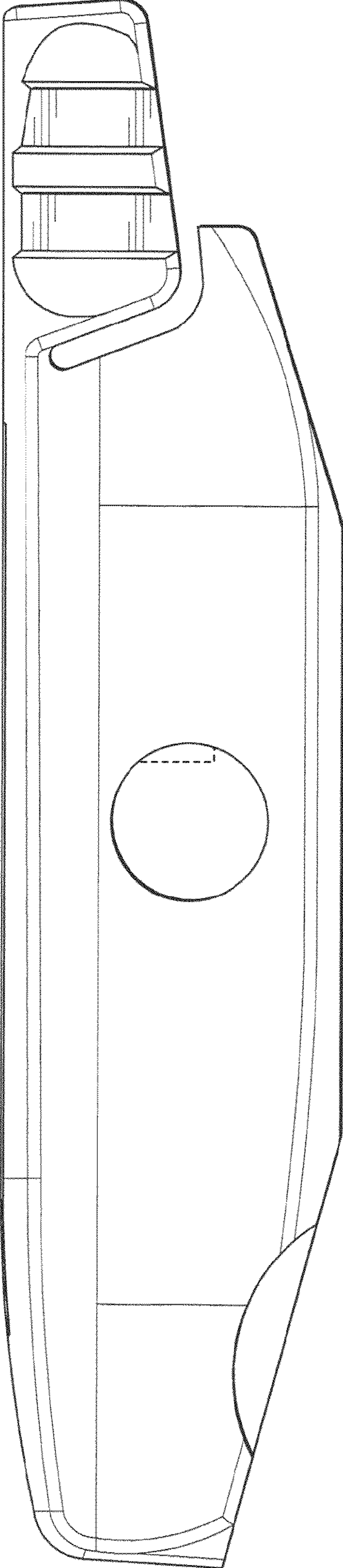


Fig. 2

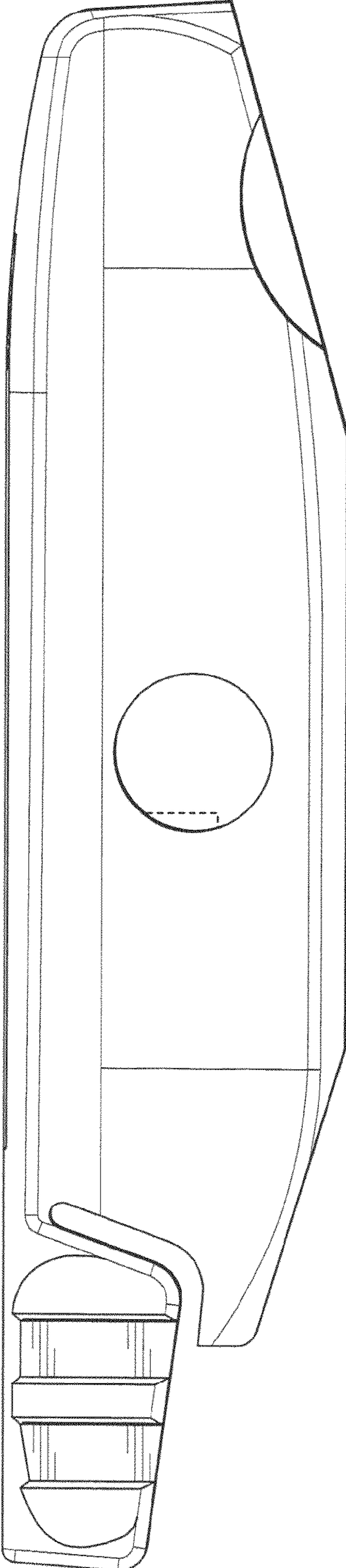


Fig. 3

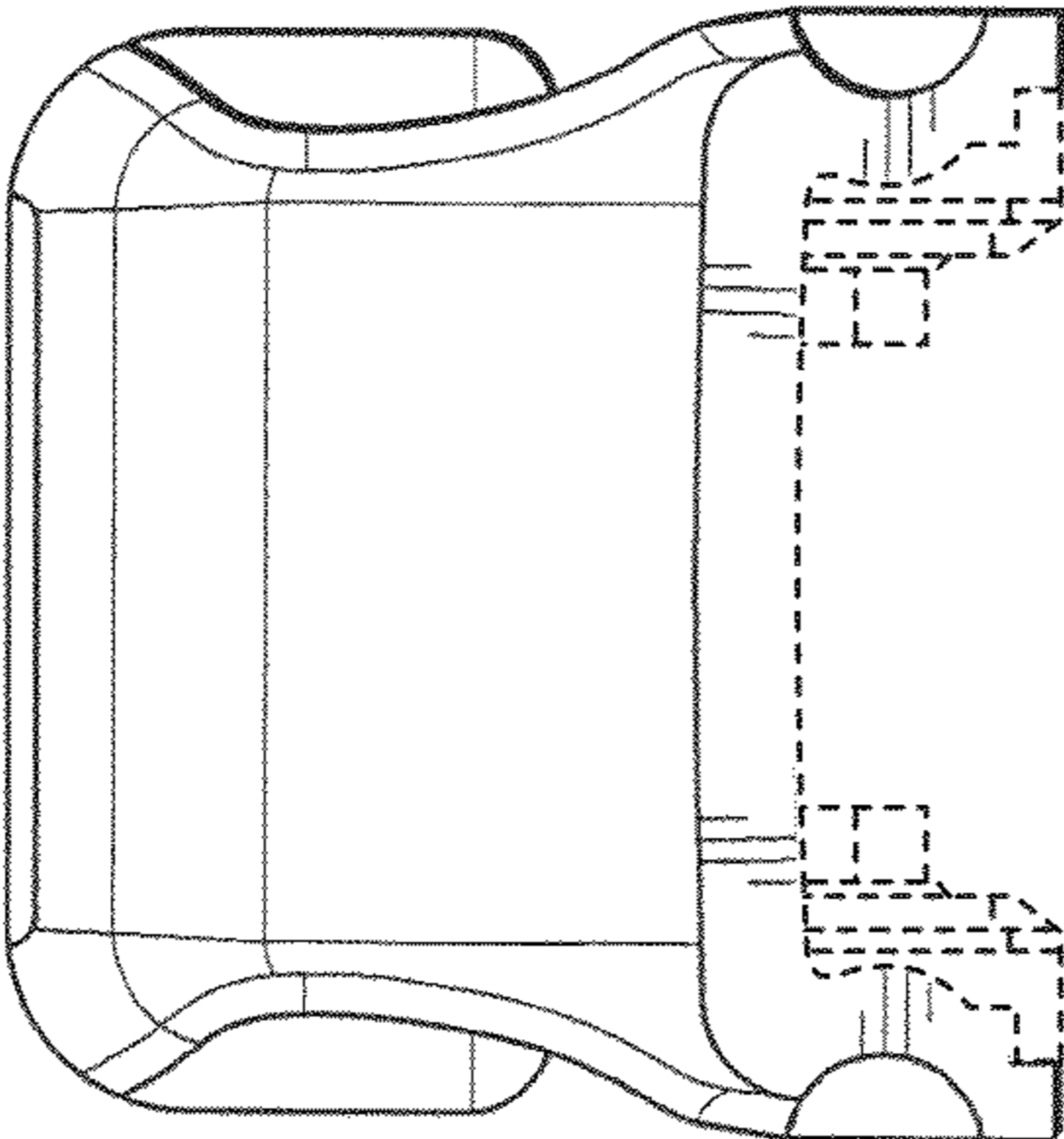


Fig. 4

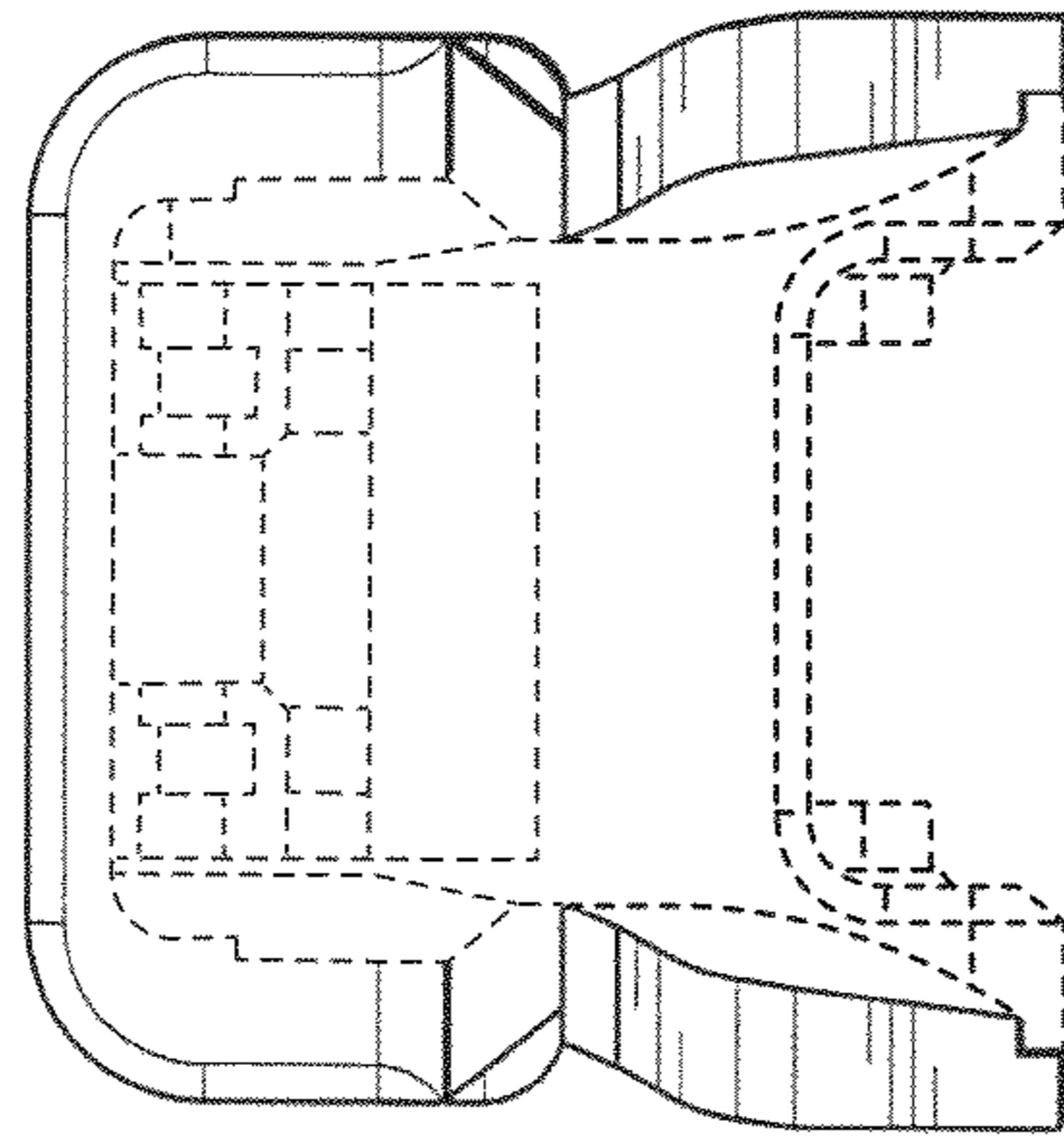


Fig. 5




Fig. 6

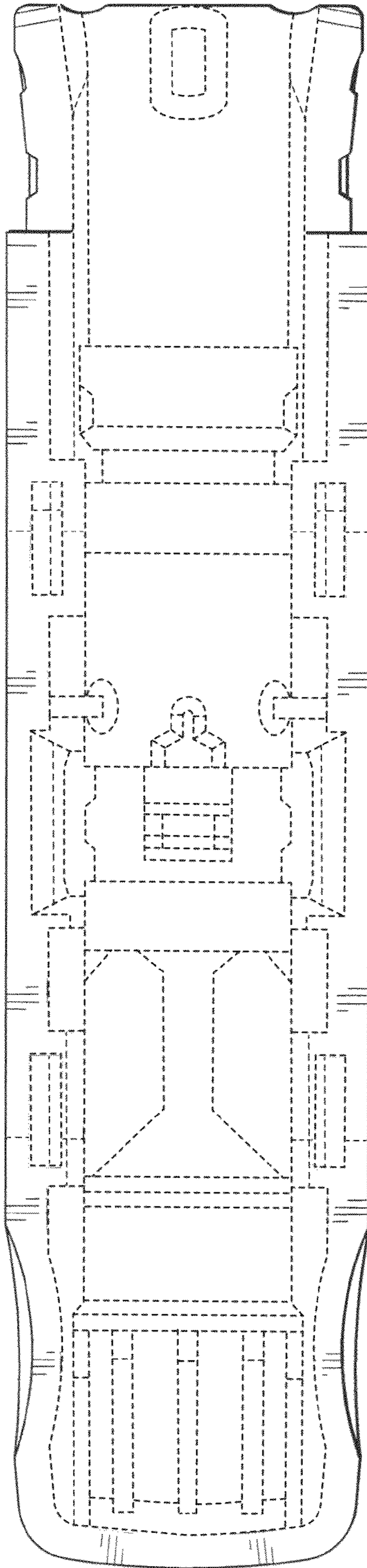


Fig. 7