



US00D704116S

(12) **United States Design Patent**
Chung

(10) **Patent No.:** **US D704,116 S**

(45) **Date of Patent:** **** May 6, 2014**

(54) **AUTOMOTIVE WHEEL**

(71) Applicant: **Suny Chung**, Brea, CA (US)

(72) Inventor: **Suny Chung**, Brea, CA (US)

(**) Term: **14 Years**

(21) Appl. No.: **29/442,689**

(22) Filed: **Apr. 22, 2013**

(51) **LOC (10) Cl.** **12-16**

(52) **U.S. Cl.**
USPC **D12/209**

(58) **Field of Classification Search**
USPC D12/204-213; 301/37.101, 64.101, 65,
301/64.201
See application file for complete search history.

(56) **References Cited**

U.S. PATENT DOCUMENTS

D316,073 S * 4/1991 Koch D12/211
D350,523 S * 9/1994 Mobius D12/209

D389,112 S * 1/1998 Chung D12/209
D391,913 S * 3/1998 Chung D12/209
D427,960 S * 7/2000 Sacco et al. D12/209
D428,592 S * 7/2000 Melegari et al. D12/209
D438,500 S * 3/2001 Embrador D12/209
D525,183 S * 7/2006 Pfeiffer D12/209
D525,927 S * 8/2006 Pfeiffer D12/209
D670,223 S * 11/2012 Chung D12/209

* cited by examiner

Primary Examiner — Stacia Cadmus

(57) **CLAIM**

The ornamental design for an automotive wheel, as shown and described.

DESCRIPTION

FIG. 1 is a perspective view of an automotive wheel, showing my new design; and,

FIG. 2 is a front view thereof.

The broken line showing of the rear portion of the wheel is included for the purpose of illustrating environment and forms no part of the claimed design.

1 Claim, 2 Drawing Sheets


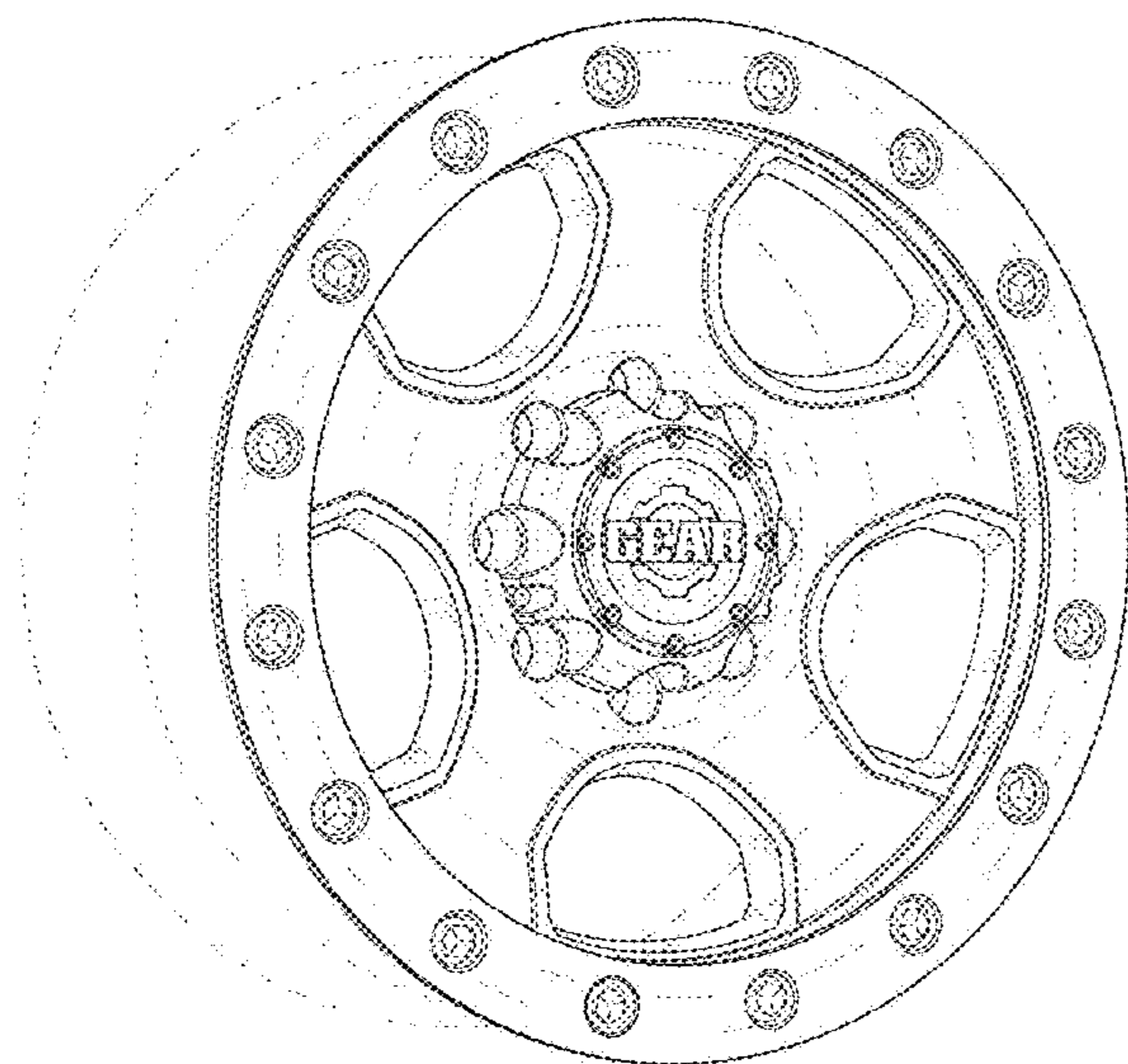


FIGURE 1




FIGURE 2

