



US00D704108S

(12) **United States Design Patent**
Frank et al.

(10) **Patent No.:** **US D704,108 S**
(45) **Date of Patent:** **** May 6, 2014**

- (54) **STEERING WHEEL**
- (71) Applicant: **Daimler AG**, Stuttgart (DE)
- (72) Inventors: **Andreas Frank**, Weil der Stadt (DE);
Hans-Peter Wunderlich, Waiblingen (DE)
- (73) Assignee: **Daimler AG**, Stuttgart (DE)
- (**) Term: **14 Years**
- (21) Appl. No.: **29/439,397**
- (22) Filed: **Dec. 11, 2012**
- (30) **Foreign Application Priority Data**
Jun. 12, 2012 (WO) 078830
- (51) **LOC (10) Cl.** **12-16**
- (52) **U.S. Cl.**
USPC **D12/176**
- (58) **Field of Classification Search**
USPC D12/175, 176; 74/552, 558, 558.5
See application file for complete search history.

- D635,900 S * 4/2011 Anzi D12/176
- D636,711 S * 4/2011 Anzi D12/176
- D649,095 S 11/2011 Frank et al.
- D672,293 S * 12/2012 Toyama et al. D12/176
- D684,511 S * 6/2013 Koyama D12/176
- D696,991 S * 1/2014 Bose et al. D12/176
- D696,992 S * 1/2014 Pohanka et al. D12/176

* cited by examiner

Primary Examiner — Melody Brown
(74) *Attorney, Agent, or Firm* — Crowell & Moring LLP

(57) **CLAIM**
The ornamental design for a steering wheel, as shown and described.

DESCRIPTION

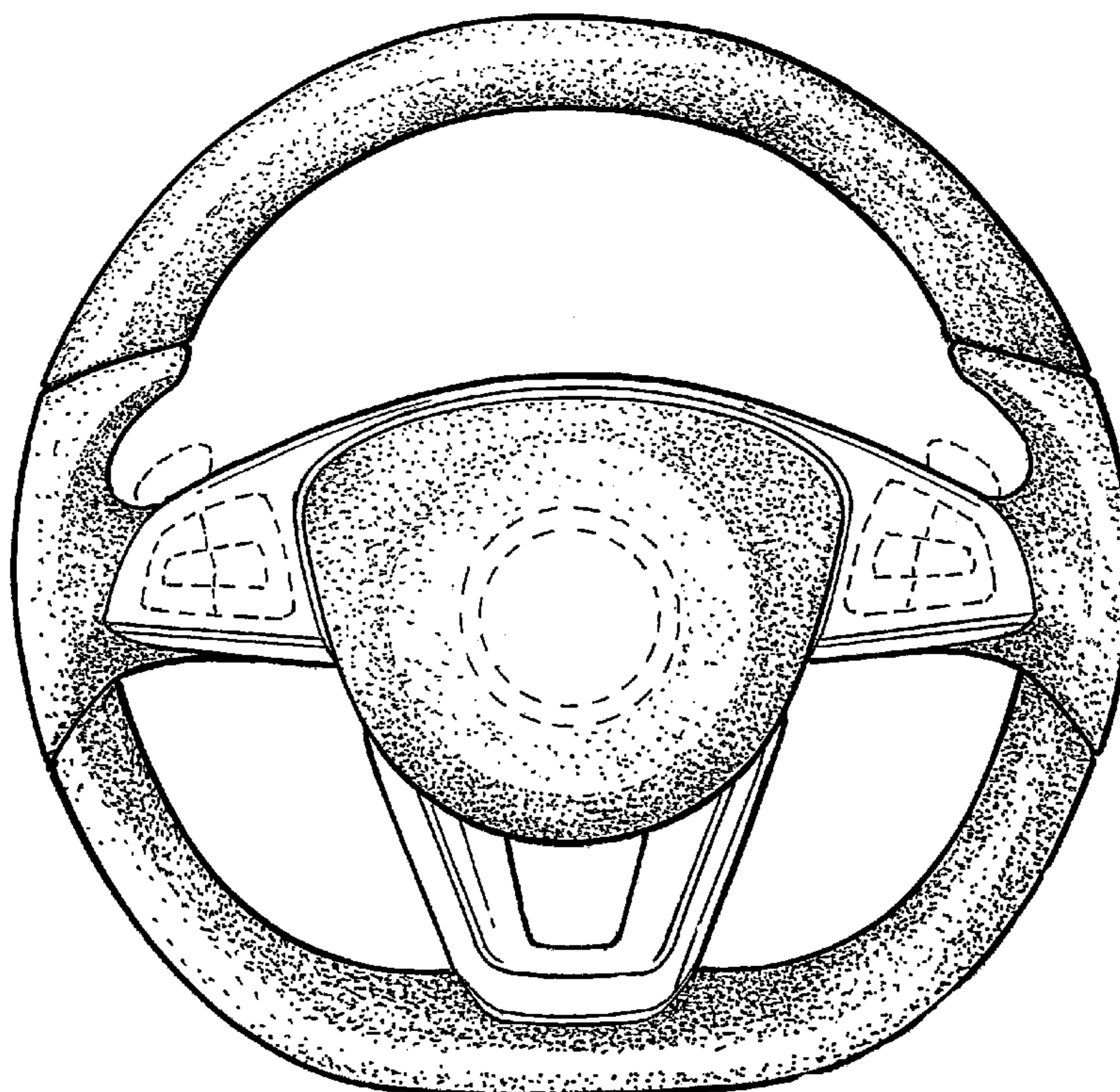
This application contains subject matter related to the following co-pending U.S. design patent application:
Application Ser. No. 29/439,396, filed herewith and entitled "Steering Wheel".

FIG. 1 is a left perspective view of a steering wheel according to the design, the right perspective view being mirror symmetrical;
FIG. 2 is a left side view thereof, the right side view being mirror symmetrical;
FIG. 3 is a front view thereof; and,
FIG. 4 is a top view thereof.

The broken lines are for illustrative purposes only and form no part of the claimed design.

- (56) **References Cited**
U.S. PATENT DOCUMENTS
D630,983 S 1/2011 Frank et al.
D635,069 S * 3/2011 Klein et al. D12/176

1 Claim, 2 Drawing Sheets



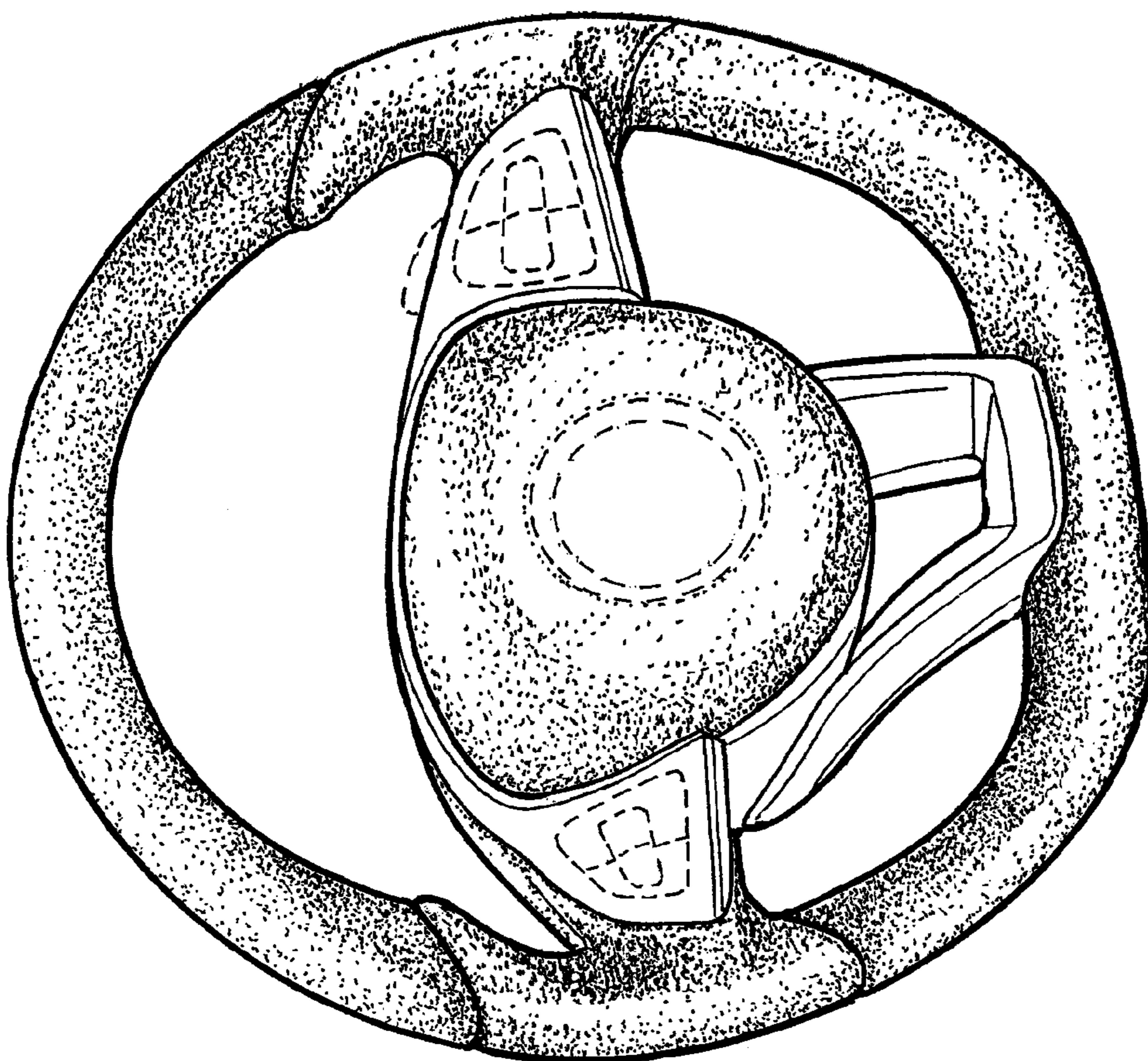


FIG. 1

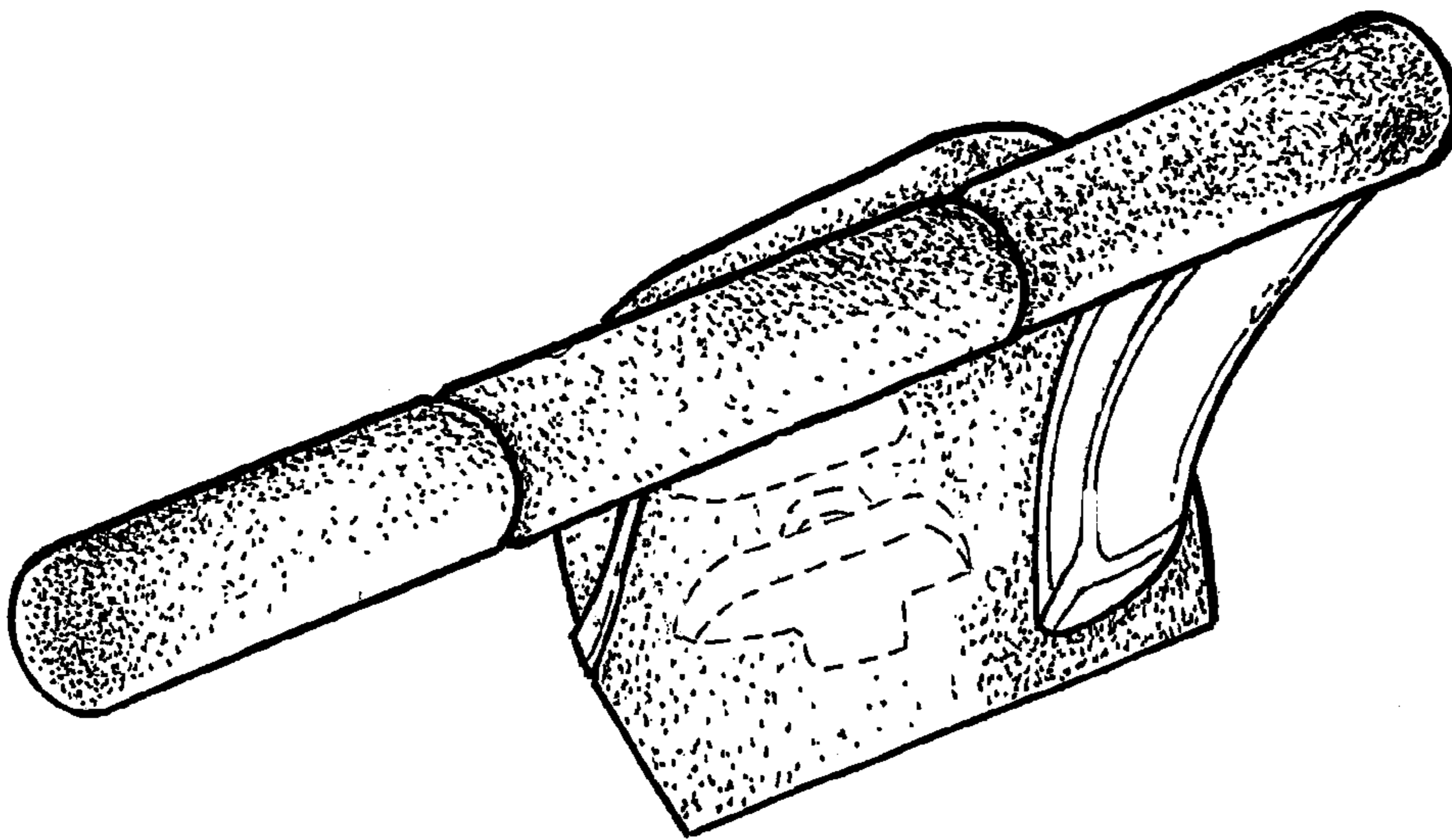


FIG. 2

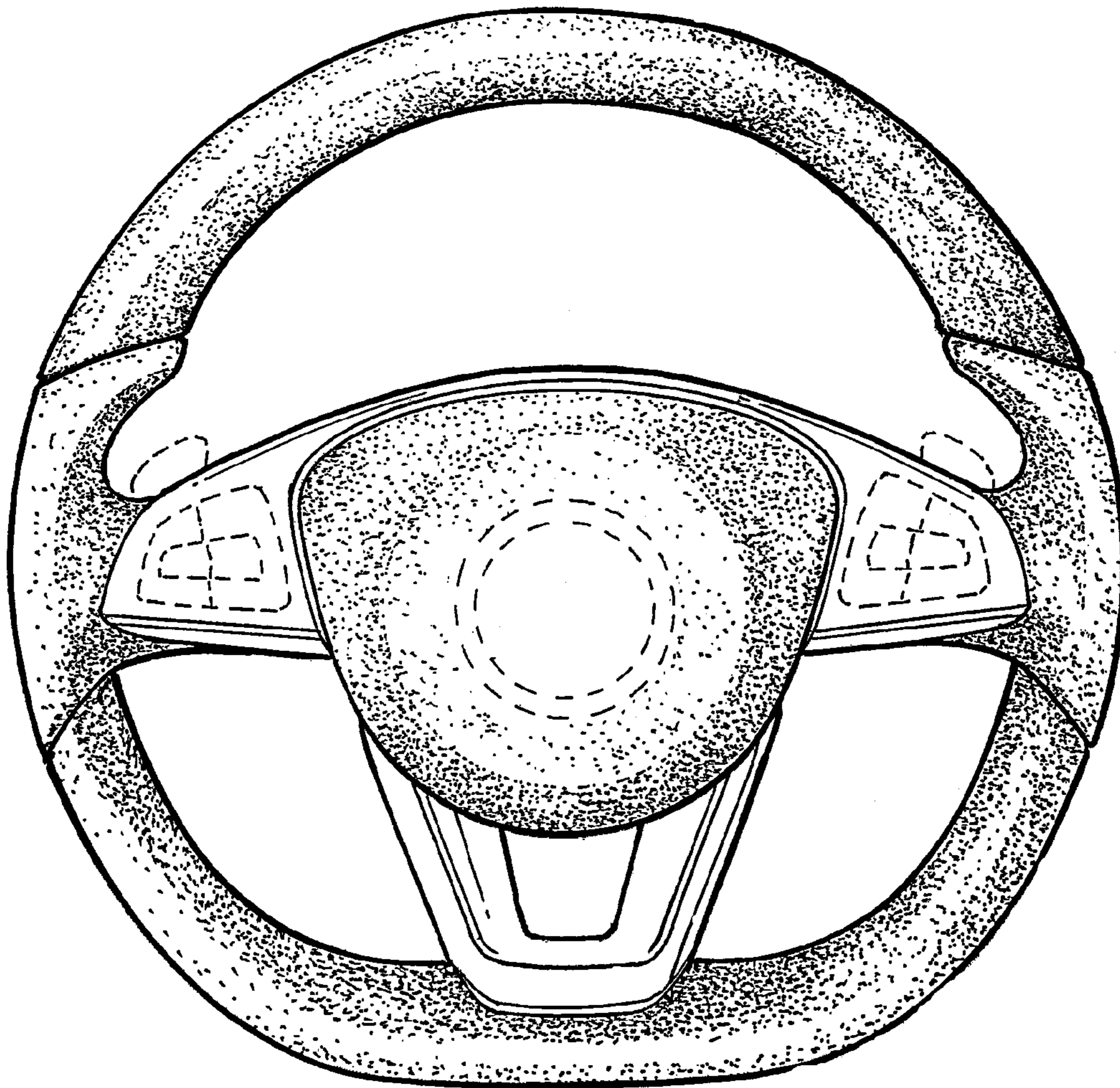


FIG. 3

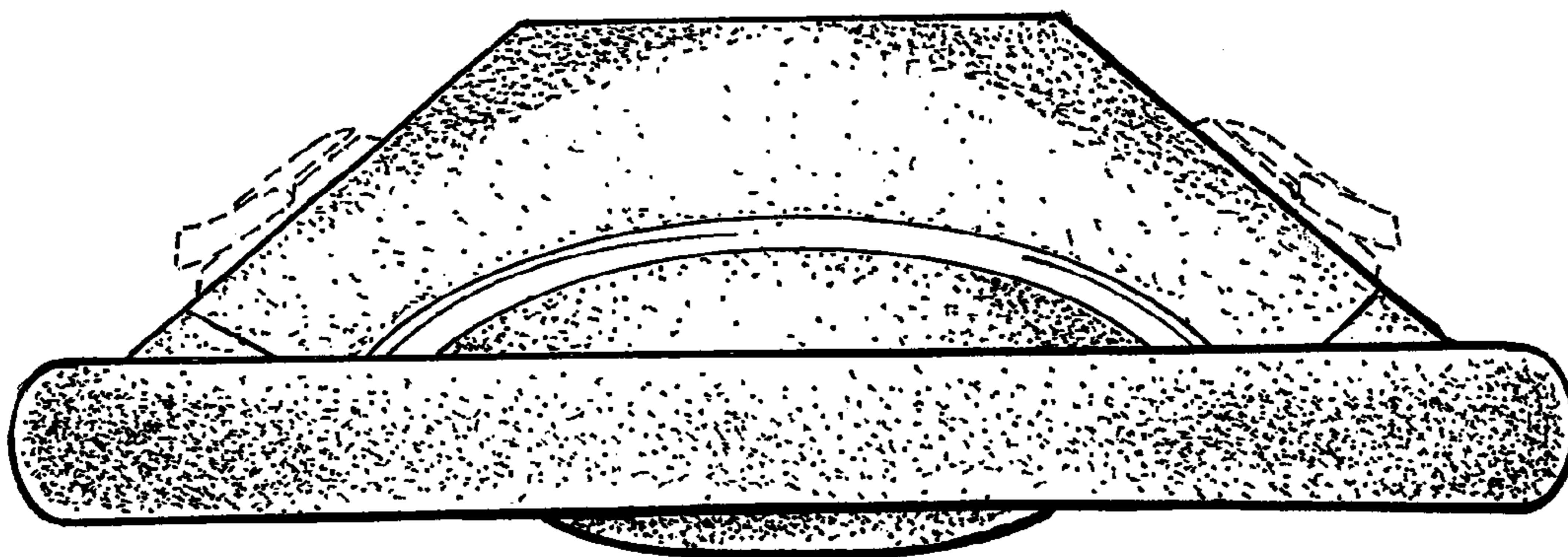


FIG. 4