



US00D704099S

(12) **United States Design Patent**
Varga

(10) **Patent No.:** **US D704,099 S**

(45) **Date of Patent:** **** May 6, 2014**

(54) **MOTOR VEHICLE, TOY AND/OR REPLICA**

(75) Inventor: **Peter Varga**, Pforzheim (DE)

(73) Assignee: **Dr. Ing. h.c. F. Porsche Aktiengesellschaft**, Stuttgart (DE)

(**) Term: **14 Years**

(21) Appl. No.: **29/408,318**

(22) Filed: **Dec. 9, 2011**

(30) **Foreign Application Priority Data**

Jun. 10, 2011 (DE) 40 2011 006 018

(51) **LOC (10) Cl.** **12-08**

(52) **U.S. Cl.**
USPC **D12/92**

(58) **Field of Classification Search**
USPC D12/86, 90-92; D21/424, 433, 434;
296/181.1, 181.5

See application file for complete search history.

(56) **References Cited**

U.S. PATENT DOCUMENTS

D320,368 S	10/1991	Dimson
D327,039 S	6/1992	Dimson
D411,139 S	6/1999	Lai
D417,414 S	12/1999	Mobius
D436,061 S	1/2001	Mobius
D438,145 S	2/2001	Hatter
D468,238 S	1/2003	Bhambra
D497,327 S	10/2004	Lai
D507,207 S	7/2005	Larson
D507,510 S	7/2005	Larson
D512,341 S	12/2005	Larson
D528,056 S	9/2006	Lai
D547,240 S	7/2007	Kulla
D547,698 S	7/2007	Kulla
D549,614 S	8/2007	Kulla
D560,557 S	1/2008	Kulla
D589,403 S	3/2009	Saracoglu

D590,301 S	4/2009	Saracoglu
D605,560 S	12/2009	Kulla
D606,456 S	12/2009	Saracoglu
D606,902 S	12/2009	Saracoglu
D606,903 S	12/2009	Saracoglu

(Continued)

Primary Examiner — Melody Brown

(74) *Attorney, Agent, or Firm* — RatnerPrestia

(57) **CLAIM**

The ornamental design for a motor vehicle, toy and/or replica, as shown and described.

DESCRIPTION

FIG. 1 is a front perspective view of a motor vehicle, toy and/or replica;

FIG. 2 is a rear perspective view of the motor vehicle, toy and/or replica;

FIG. 3 is a front elevation view of the motor vehicle, toy and/or replica;

FIG. 4 is a rear elevation view of the motor vehicle, toy and/or replica;

FIG. 5 is an elevation view from the left side of the motor vehicle, toy and/or replica, the right side being substantially a mirror image thereof;

FIG. 6 is a top plan view of the motor vehicle, toy, and/or replica with the top down;

FIG. 7 is a front perspective view of the motor vehicle, toy and/or replica of FIG. 6;

FIG. 8 is a rear perspective view of the motor vehicle, toy and/or replica of FIG. 6;


FIG. 9 is a front perspective view of the motor vehicle, toy and/or replica of FIG. 6;

FIG. 10 is a rear elevation view of the motor vehicle, toy and/or replica of FIG. 6;

FIG. 11 is an elevation view from the left side of the motor vehicle, toy and/or replica of FIG. 6; and,

FIG. 12 is a top plan view of the motor vehicle, toy and/or replica of FIG. 6.

1 Claim, 12 Drawing Sheets



(56)

References Cited

U.S. PATENT DOCUMENTS

D607,779 S 1/2010 Kulla
D607,780 S 1/2010 Larson
D610,488 S 2/2010 Kulla
D623,557 S 9/2010 Kulla
D641,665 S 7/2011 Larson

D651,134 S * 12/2011 Kulla et al. D12/92
D651,944 S * 1/2012 Steinmetz D12/92
D661,227 S * 6/2012 Varga D12/92
D661,228 S * 6/2012 Armbruster D12/92
D663,239 S * 7/2012 Saracoglu D12/92
D663,240 S * 7/2012 Scheinhutte D12/92
D669,001 S * 10/2012 Varga D12/92
D684,896 S * 6/2013 Scheinhutte D12/92

* cited by examiner

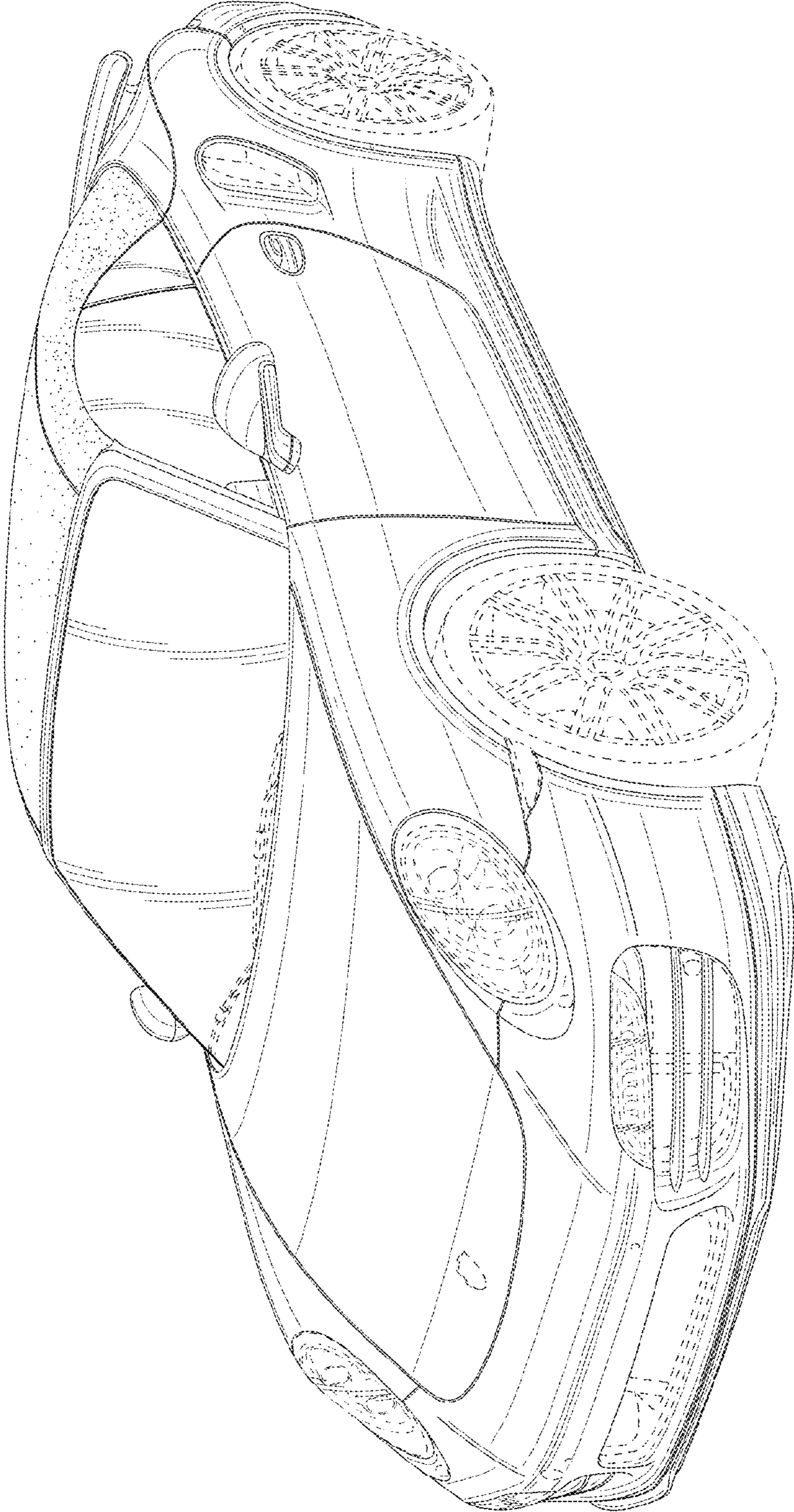


FIG. 1

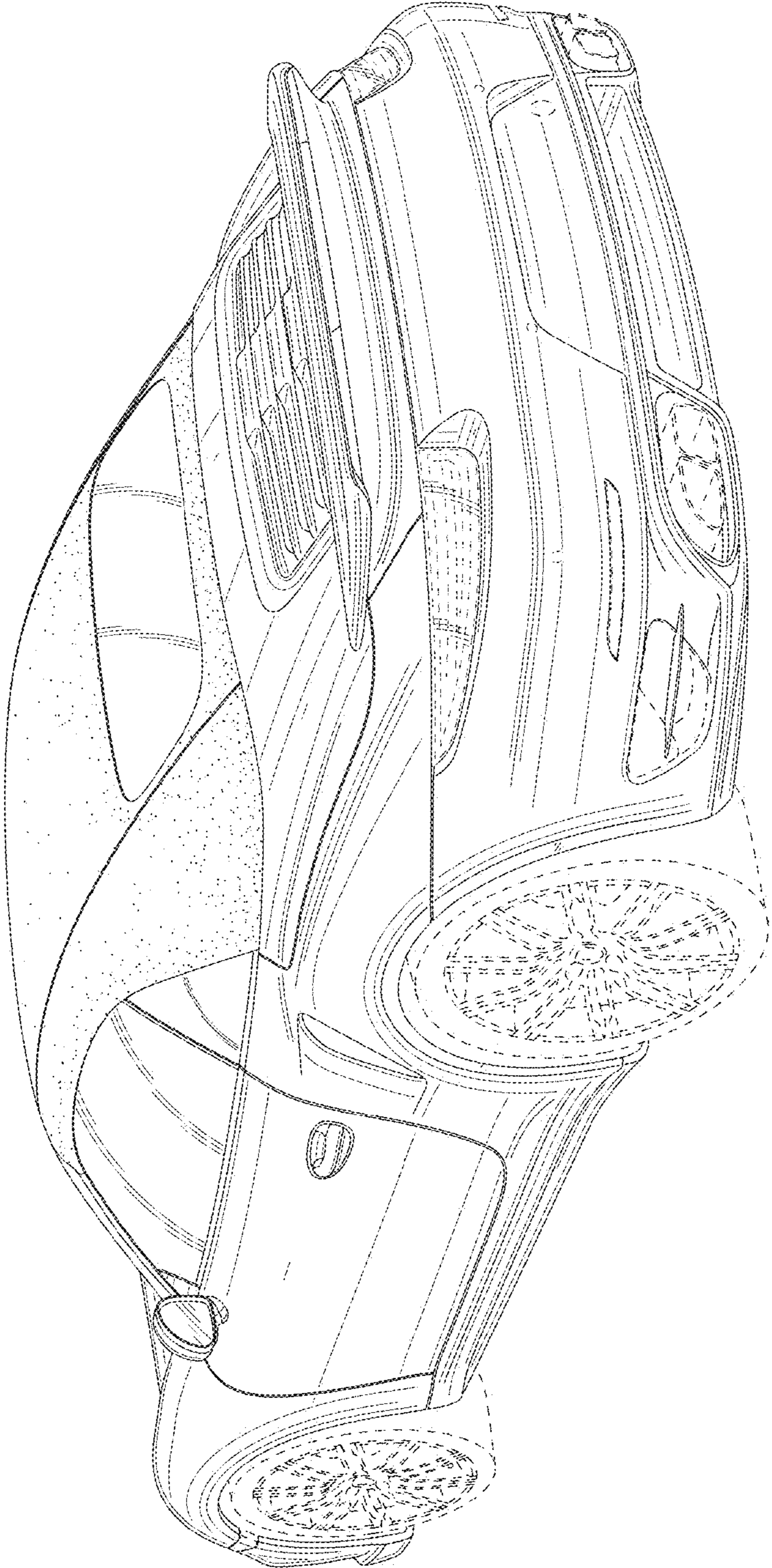


FIG. 2




FIG. 3

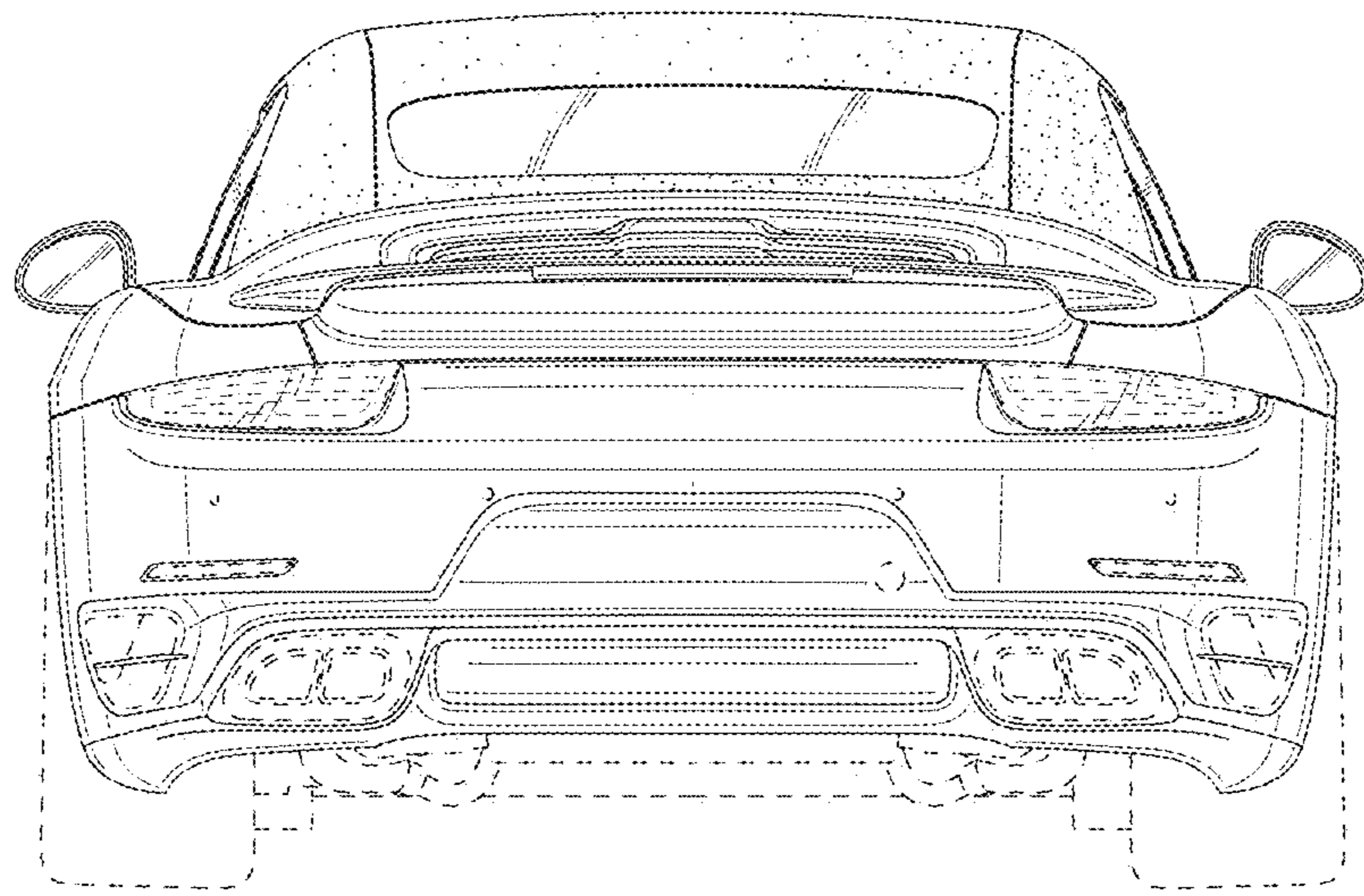


FIG. 4

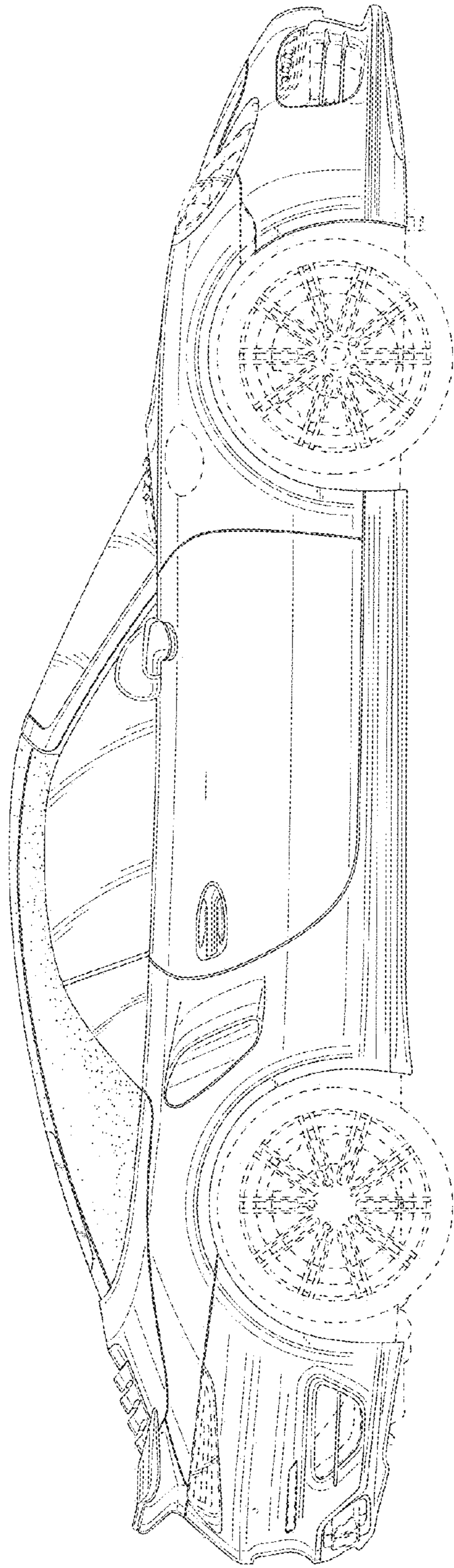


FIG. 5

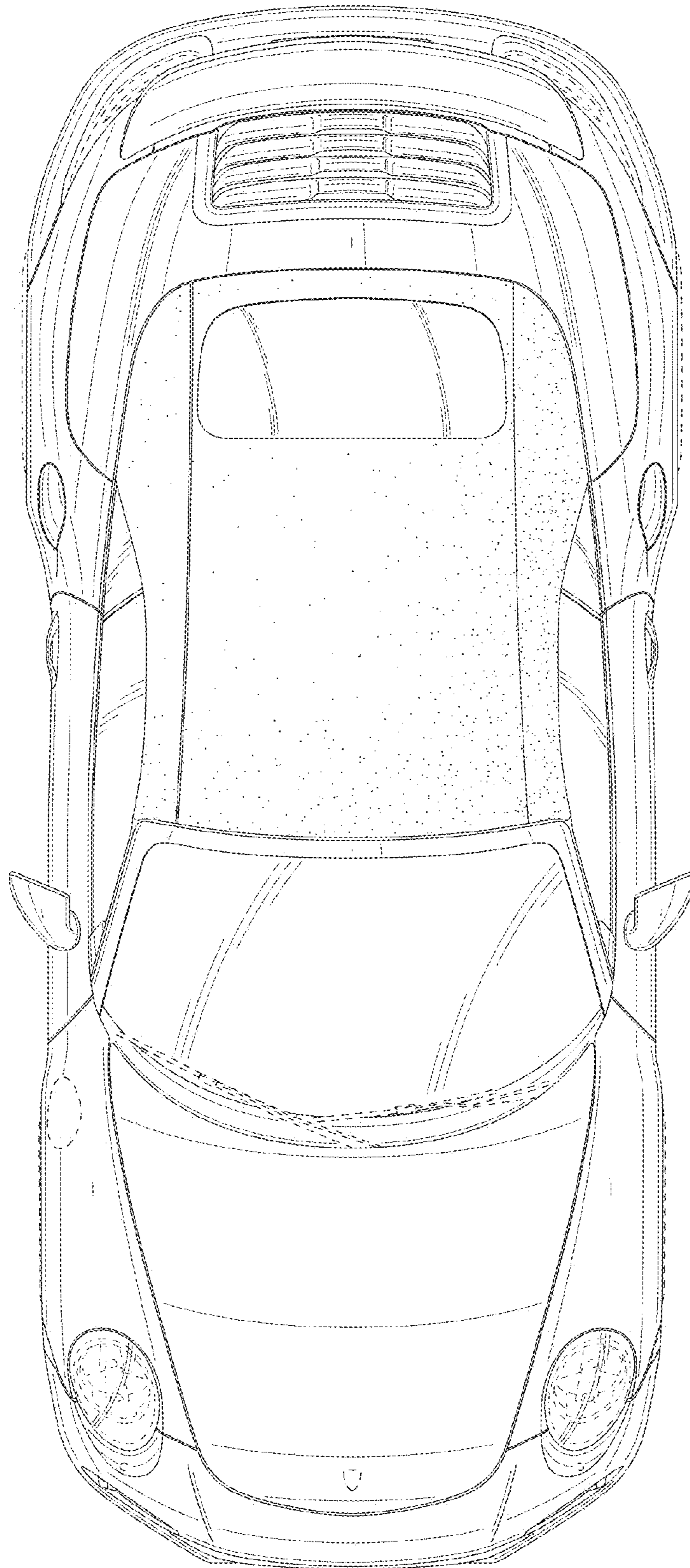


FIG. 6

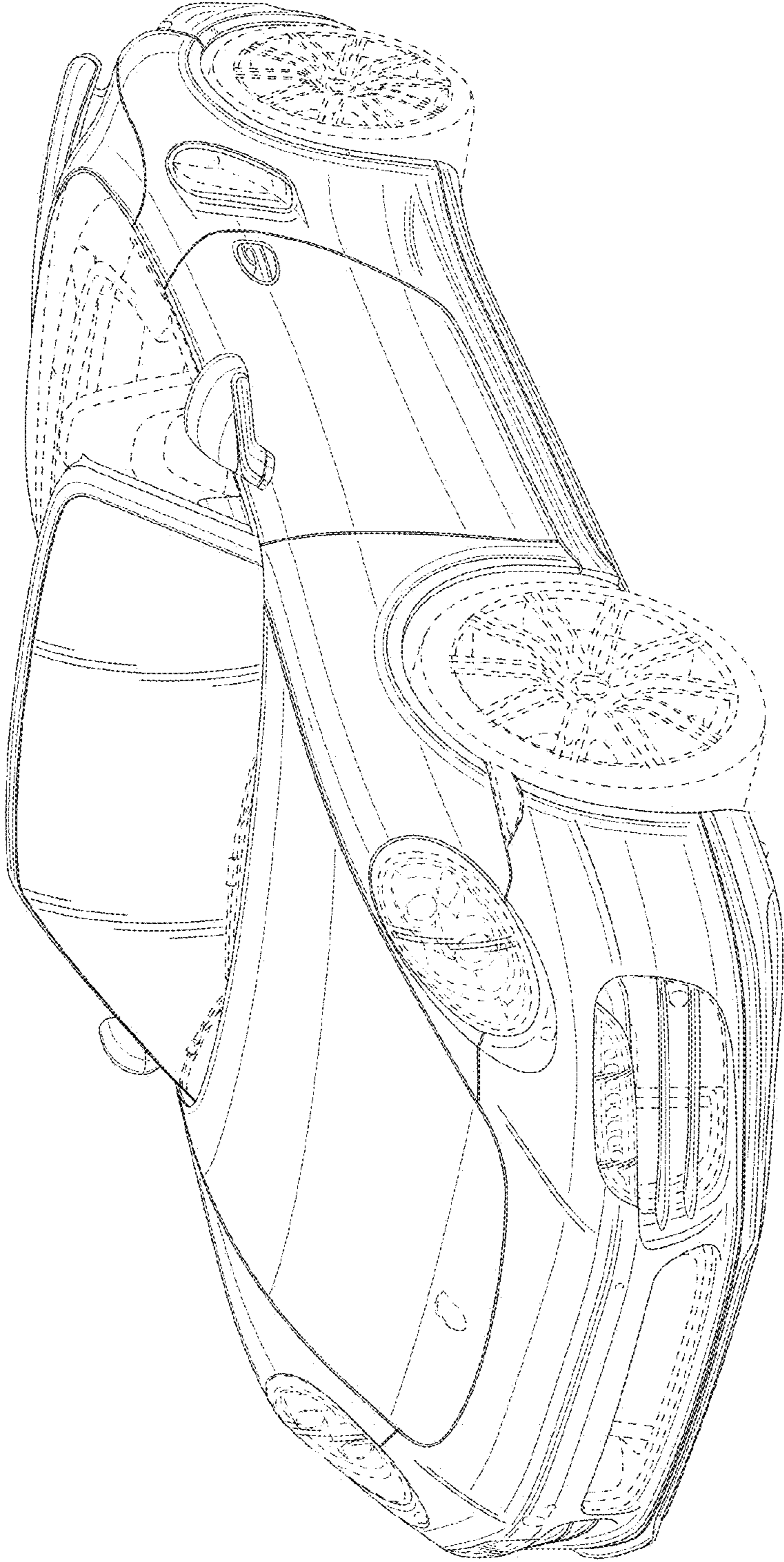


FIG. 7

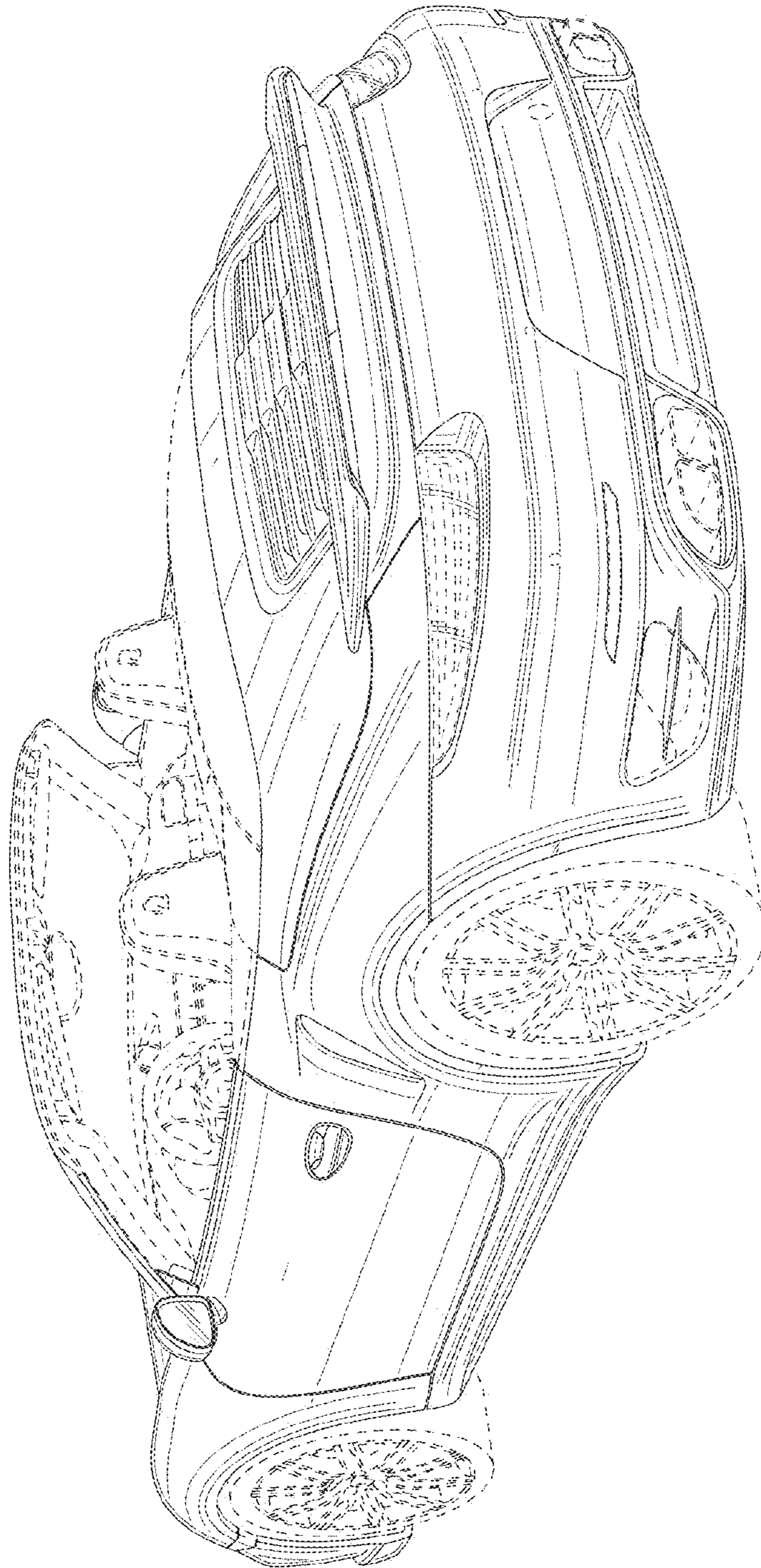


FIG. 8




FIG. 9

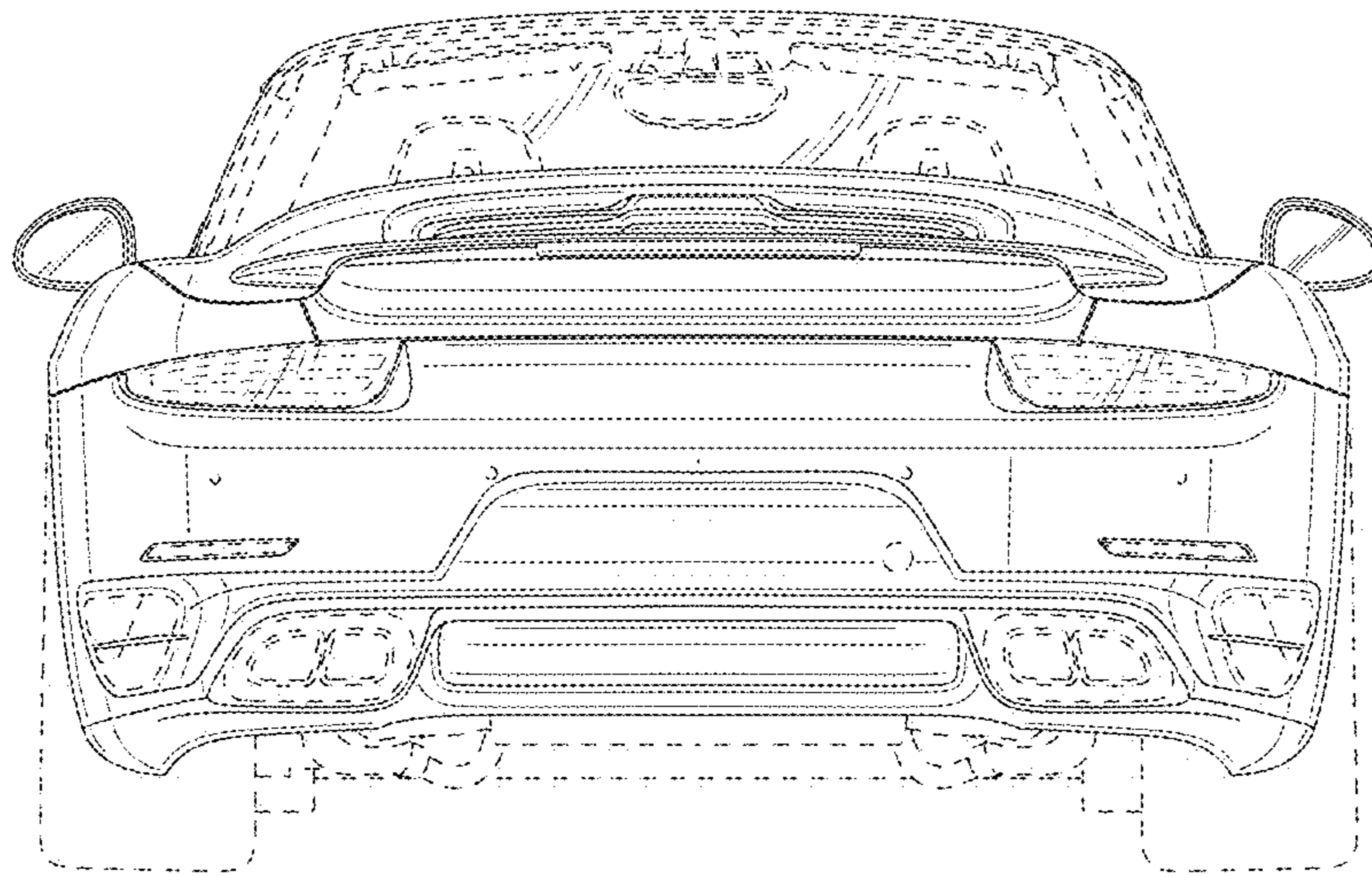


FIG. 10

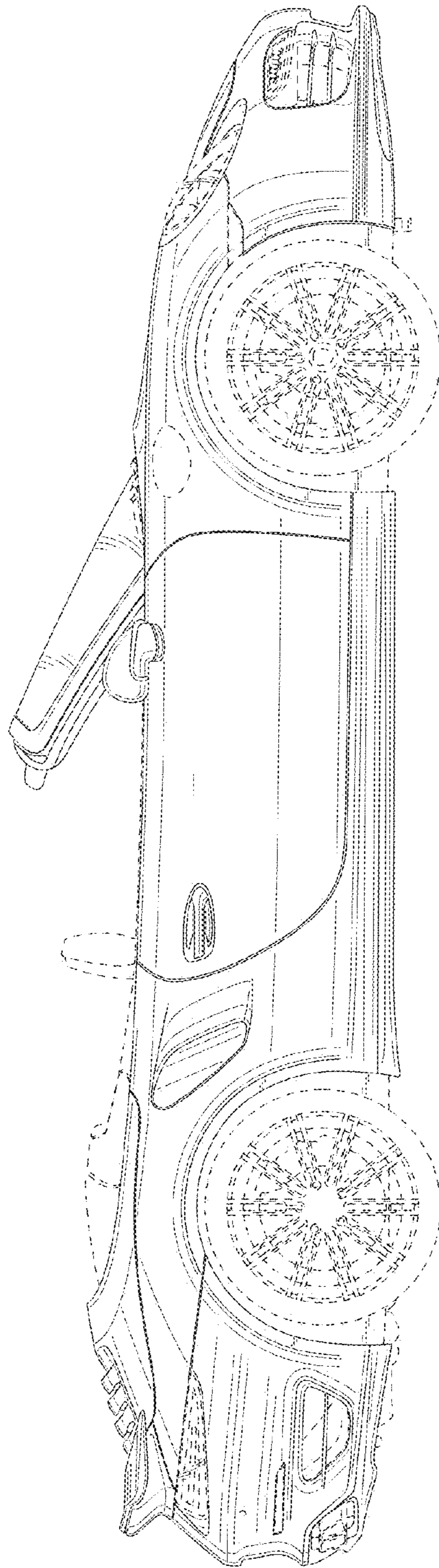


FIG. 11

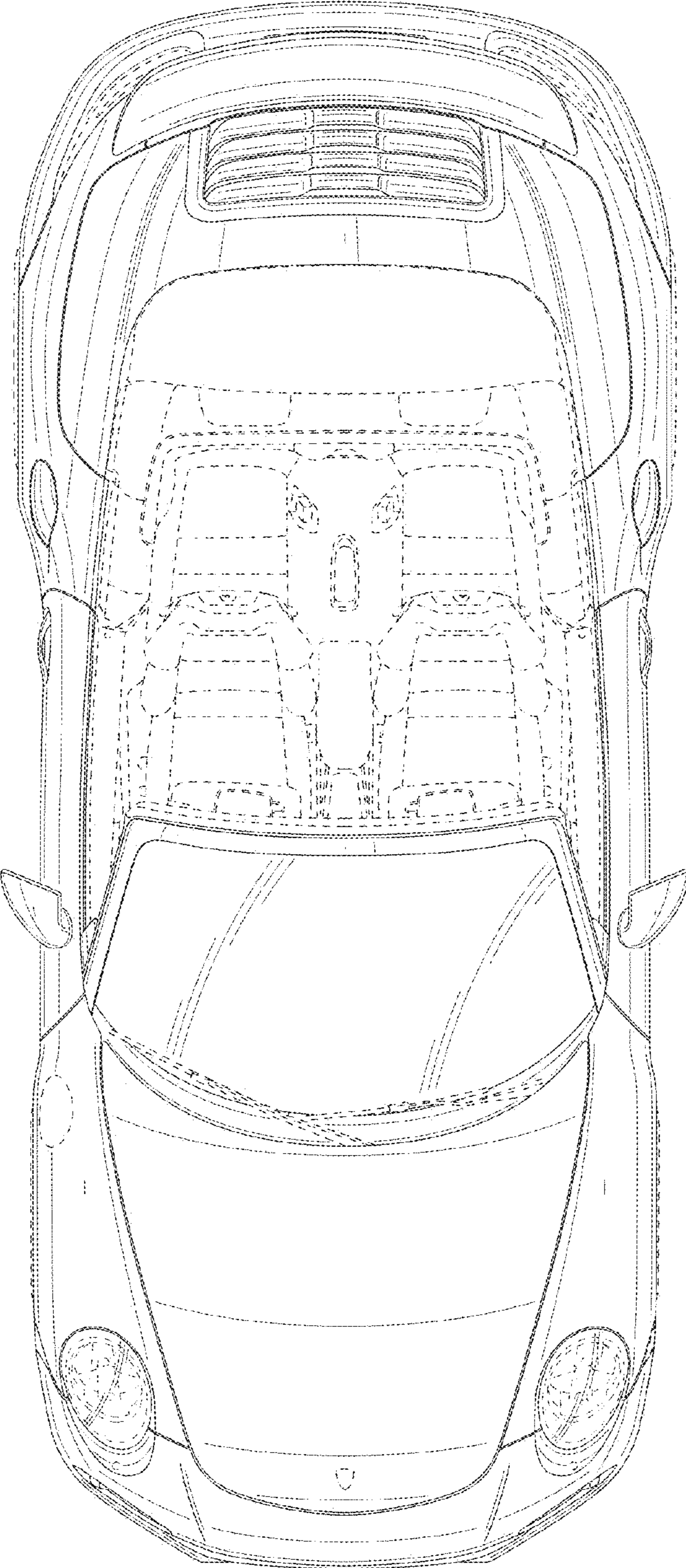


FIG. 12