



US00D704091S

(12) **United States Design Patent**
Chun

(10) **Patent No.:** **US D704,091 S**

(45) **Date of Patent:** **** May 6, 2014**

(54) **PENDANT**

(71) Applicant: **Clean Wrap Co., Ltd.**, Gimhae-si (KR)

(72) Inventor: **Ki Young Chun**, Seoul (KR)

(73) Assignee: **Clean Wrap Co., Ltd.**,
Gyeongsangnam-do (KR)

(**) Term: **14 Years**

(21) Appl. No.: **29/439,063**

(22) Filed: **Dec. 6, 2012**

(51) **LOC (10) Cl.** **11-01**

(52) **U.S. Cl.**
USPC **D11/82**

(58) **Field of Classification Search**
USPC D11/79–85, 49, 100, 127, 158, 1,
D11/40–45; D21/604, 622, 623, 611;
63/1.11, 18, 20
See application file for complete search history.

(56) **References Cited**

U.S. PATENT DOCUMENTS

D316,950 S * 5/1991 Kaiser D7/676
D347,976 S * 6/1994 Lombardi D7/676

D565,391 S * 4/2008 Shetler D8/356
D605,545 S * 12/2009 Levine D11/81
D620,386 S * 7/2010 Deruelles D11/82
D622,174 S * 8/2010 Deruelles D11/82
D628,934 S * 12/2010 Fernandez Rives D11/79
D634,233 S * 3/2011 Solomon et al. D11/31

* cited by examiner

Primary Examiner — Jennifer Rivard

Assistant Examiner — Melanie Pellegrini

(74) *Attorney, Agent, or Firm* — The PL Law Group, PLLC

(57) **CLAIM**

The ornamental design for a pendant, as shown and described.

DESCRIPTION

FIG. 1 is a perspective view of a pendant, showing my new design;
FIG. 2 is a front view thereof;
FIG. 3 is a rear view thereof;
FIG. 4 is a left side view thereof;
FIG. 5 is a right side view thereof;
FIG. 6 is a top plan view thereof; and,
FIG. 7 is a bottom plan view thereof.

1 Claim, 6 Drawing Sheets

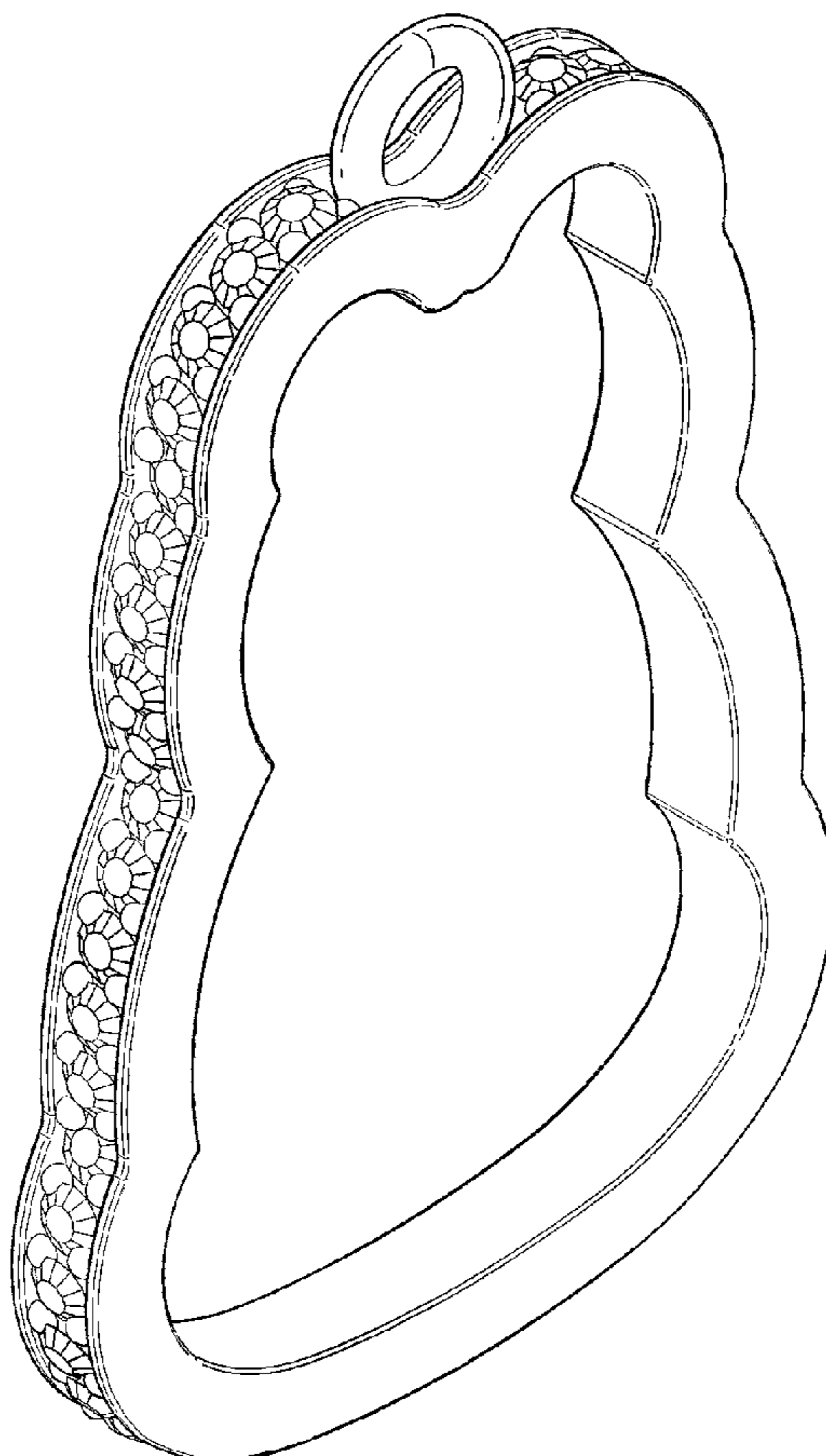


FIG. 1

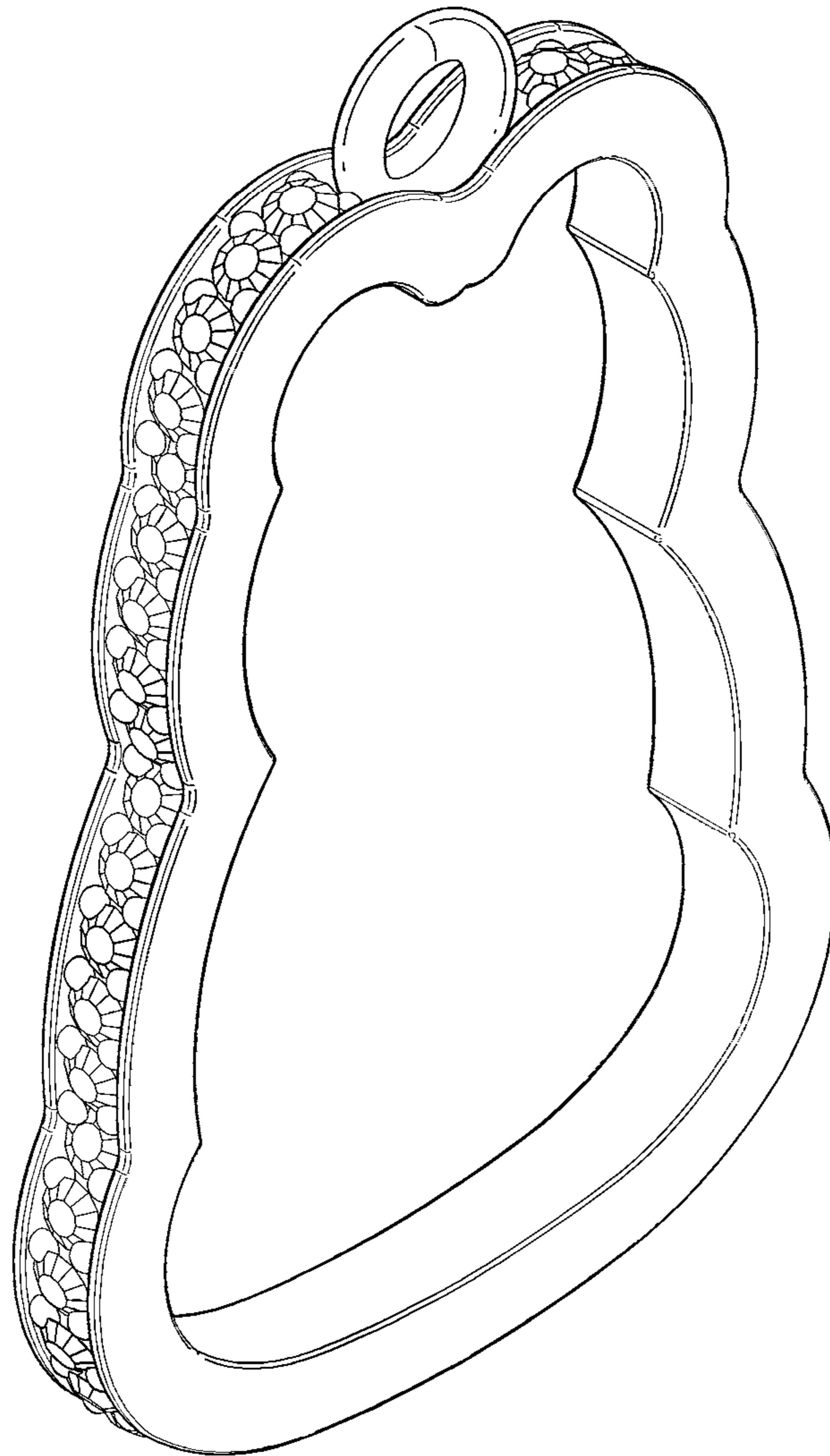


FIG. 2




FIG. 3




FIG. 4

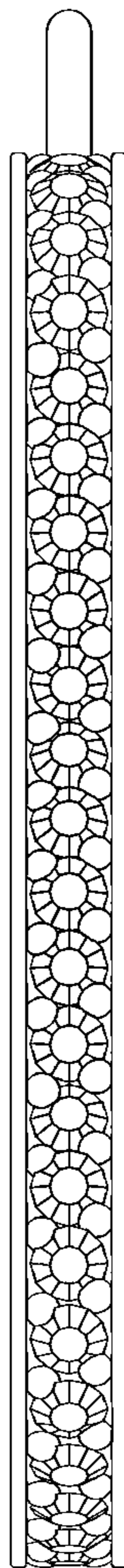


FIG. 5

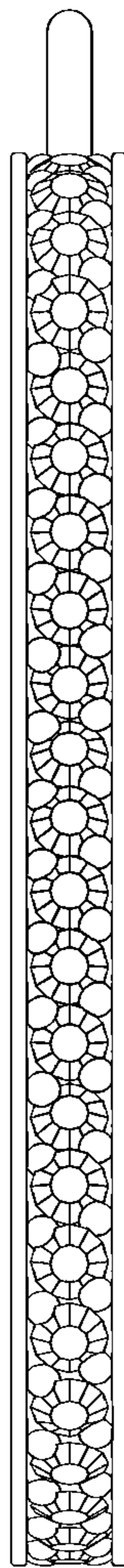


FIG. 6




FIG. 7

