



US00D704090S

(12) **United States Design Patent**
Chun

(10) **Patent No.:** **US D704,090 S**

(45) **Date of Patent:** **** May 6, 2014**

(54) **PENDANT**

(71) Applicant: **Clean Wrap Co., Ltd.**, Gimhae-si (KR)

(72) Inventor: **Ki Young Chun**, Seoul (KR)

(73) Assignee: **Clean Wrap Co., Ltd.**,
Gyeongsangnam-do (KR)

(**) Term: **14 Years**

(21) Appl. No.: **29/439,061**

(22) Filed: **Dec. 6, 2012**

(51) **LOC (10) Cl.** **11-01**

(52) **U.S. Cl.**
USPC **D11/82**

(58) **Field of Classification Search**
USPC D11/79-85, 49, 100, 127, 158, 1,
D11/40-45; D21/604, 622, 623, 611;
63/1.11, 18, 20

See application file for complete search history.

(56) **References Cited**

U.S. PATENT DOCUMENTS

D477,643	S	*	7/2003	Ahlstrom	D21/577
D620,386	S	*	7/2010	Deruelles	D11/82
D622,174	S	*	8/2010	Deruelles	D11/82
D631,786	S	*	2/2011	Palmer	D11/158
D634,233	S	*	3/2011	Solomon et al.	D11/31
D665,865	S	*	8/2012	Goolie et al.	D21/803

* cited by examiner

Primary Examiner — Jennifer Rivard

Assistant Examiner — Melanie Pellegrini

(74) *Attorney, Agent, or Firm* — The PL Law Group, PLLC

(57) **CLAIM**

The ornamental design for a pendant, as shown and described.

DESCRIPTION

FIG. 1 is a perspective view of a pendant, showing my new design;

FIG. 2 is a front view thereof;

FIG. 3 is a rear view thereof;

FIG. 4 is a left side view thereof;

FIG. 5 is a right side view thereof;

FIG. 6 is a top plan view thereof; and,

FIG. 7 is a bottom plan view thereof.

1 Claim, 6 Drawing Sheets

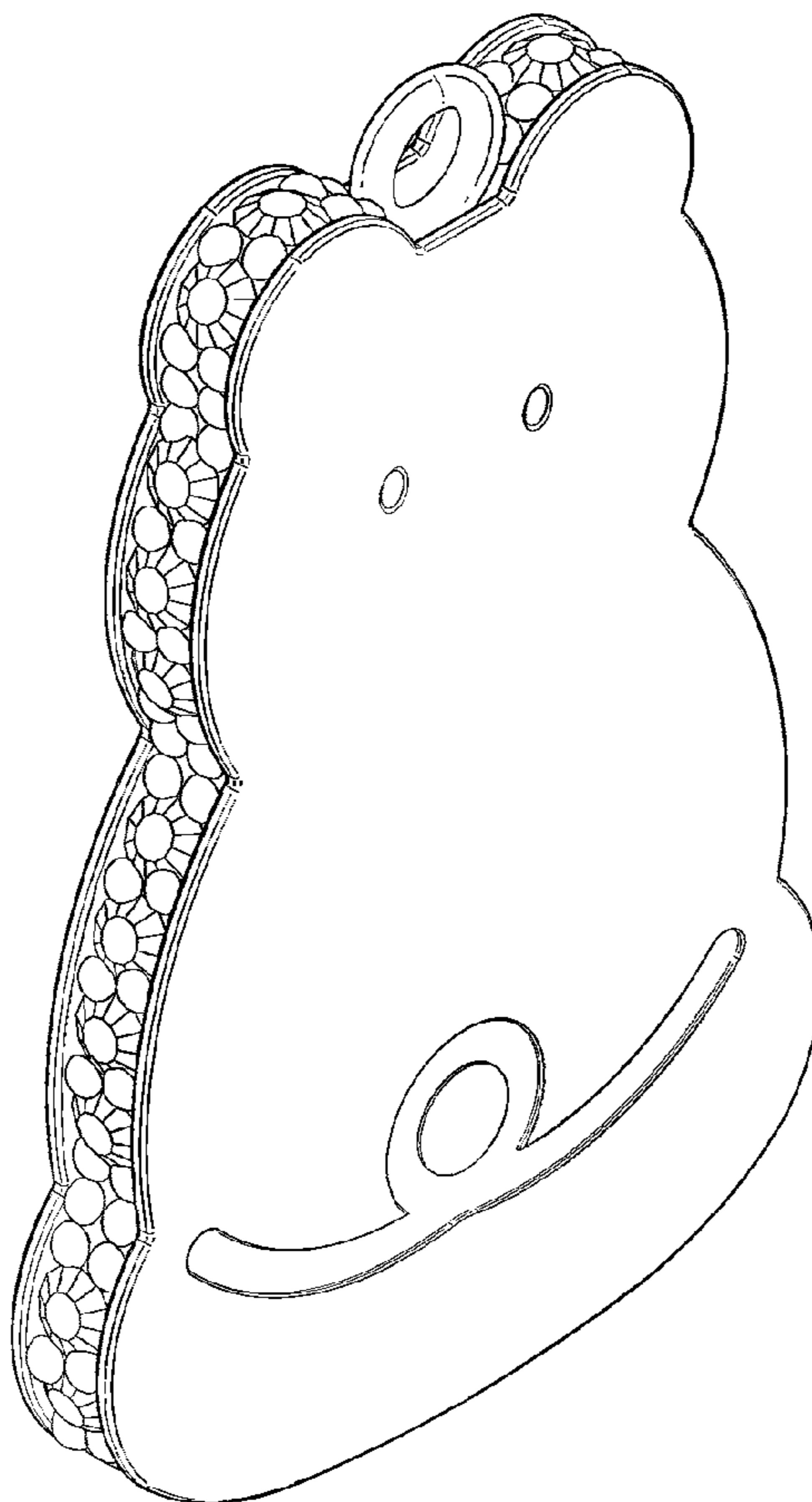


FIG. 1

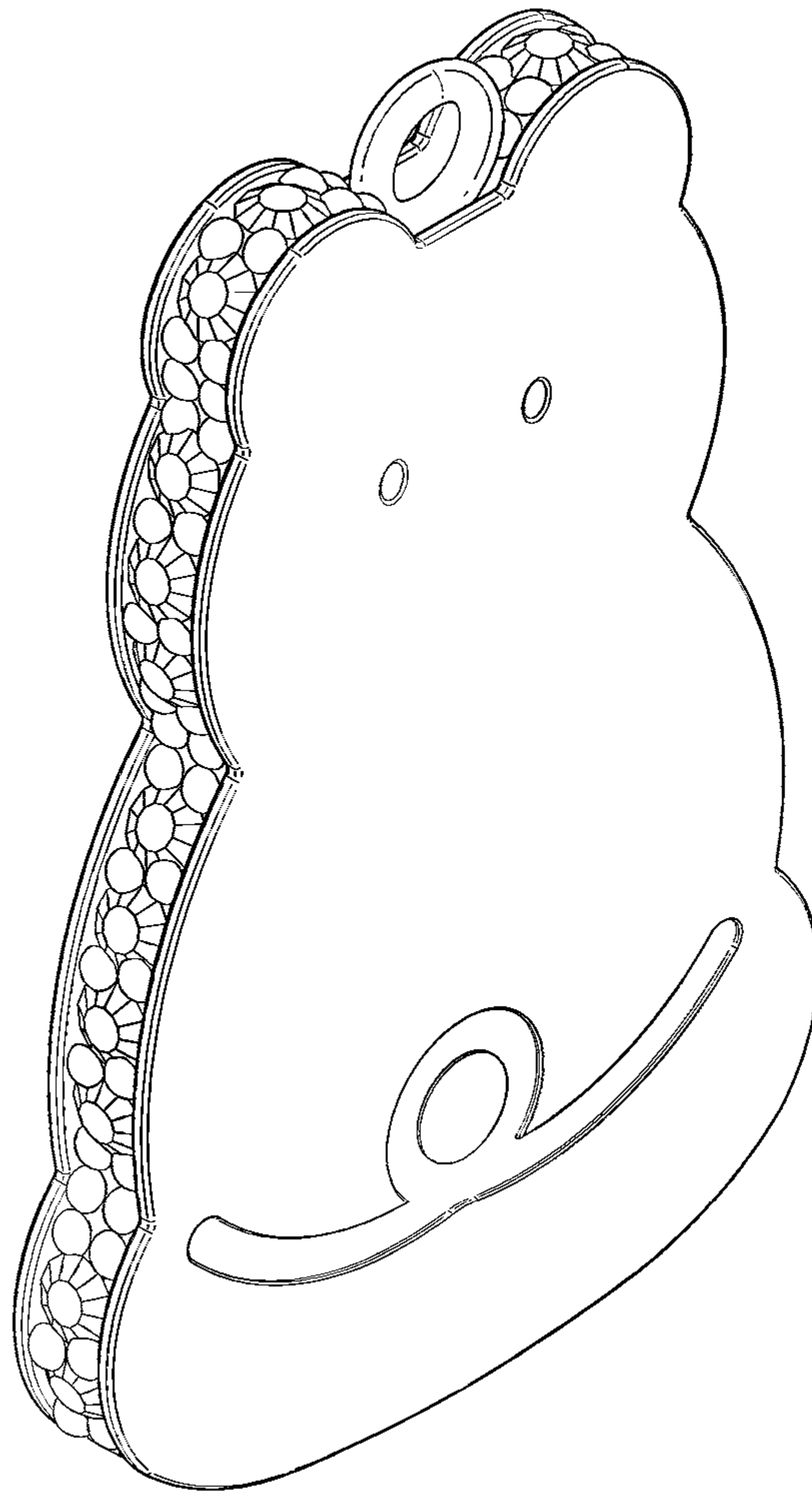


FIG. 2




FIG. 3




FIG. 4

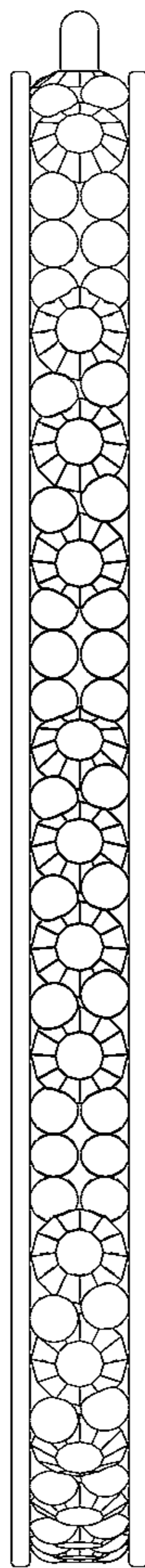


FIG. 5

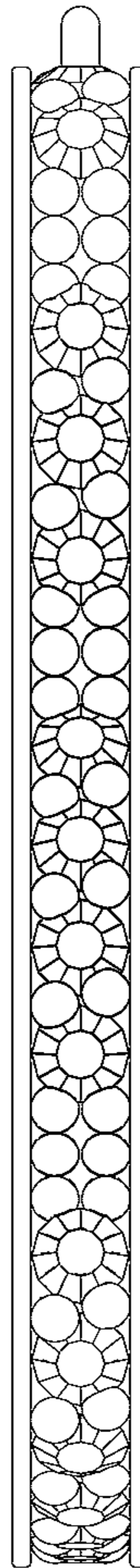


FIG. 6

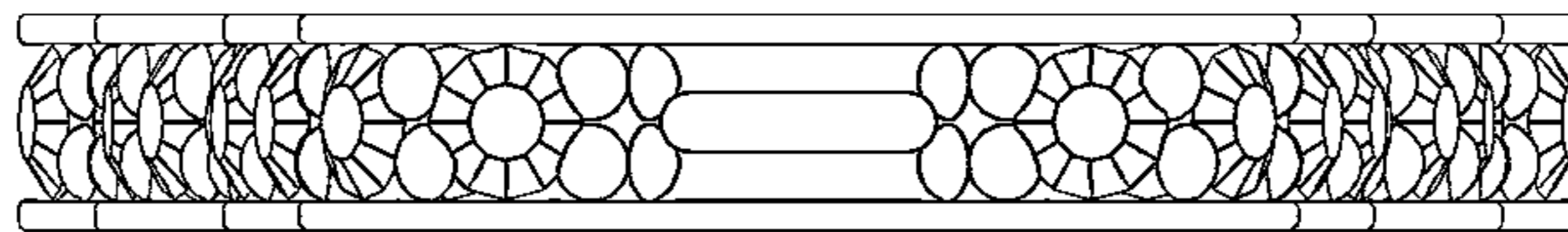


FIG. 7

