

US00D704038S

(12) **United States Design Patent**
Roethler

(10) **Patent No.:** **US D704,038 S**

(45) **Date of Patent:** **** May 6, 2014**

(54) **TIE-DOWN HOOK**

(71) Applicant: **Seahorse Industries Ltd.**, Las Vegas,
NV (US)

(72) Inventor: **Marty B. Roethler**, Paradise, CA (US)

(73) Assignee: **Seahorse Industries, Ltd.**, Las Vegas,
NV (US)

(**) Term: **14 Years**

(21) Appl. No.: **29/470,180**

(22) Filed: **Oct. 17, 2013**

(51) **LOC (10) Cl.** **08-05**

(52) **U.S. Cl.**
USPC **D8/367; D8/381**

(58) **Field of Classification Search**
USPC D8/356, 396, 367, 354, 349, 373, 381;
136/246; D6/323; 248/301-304, 339,
248/205.3, 499; D16/250; D12/317;
114/218; 24/130, 265 H, 598.5

See application file for complete search history.

(56) **References Cited**

U.S. PATENT DOCUMENTS

D23,243 S * 5/1894 Andersen D8/356
D23,244 S * 5/1894 Andersen D8/372
D23,245 S * 5/1894 Andersen D8/367

D23,246 S * 5/1894 Andersen D8/356
D373,526 S 9/1996 Roethler
5,682,652 A * 11/1997 Brody et al. 24/300
D407,964 S 4/1999 Roethler
6,012,204 A 1/2000 Roethler
D423,914 S * 5/2000 Klein et al. D8/367
D458,116 S 6/2002 Roethler
D600,100 S * 9/2009 Moncade D8/367
D607,298 S * 1/2010 Lucas D8/98
D676,735 S * 2/2013 Lofley et al. D8/367
D683,207 S * 5/2013 Papadopoulos D8/367
D694,613 S * 12/2013 Miles D8/367

* cited by examiner

Primary Examiner — Cynthia Underwood

(74) *Attorney, Agent, or Firm* — William A. English; Vista IP
Law Group LLP

(57) **CLAIM**

The ornamental design for the tie-down hook, as shown and
described.

DESCRIPTION

FIG. 1 is a right side view of a tie-down hook showing my new
design;

FIG. 2 is a left side view of the embodiment of FIG. 1;

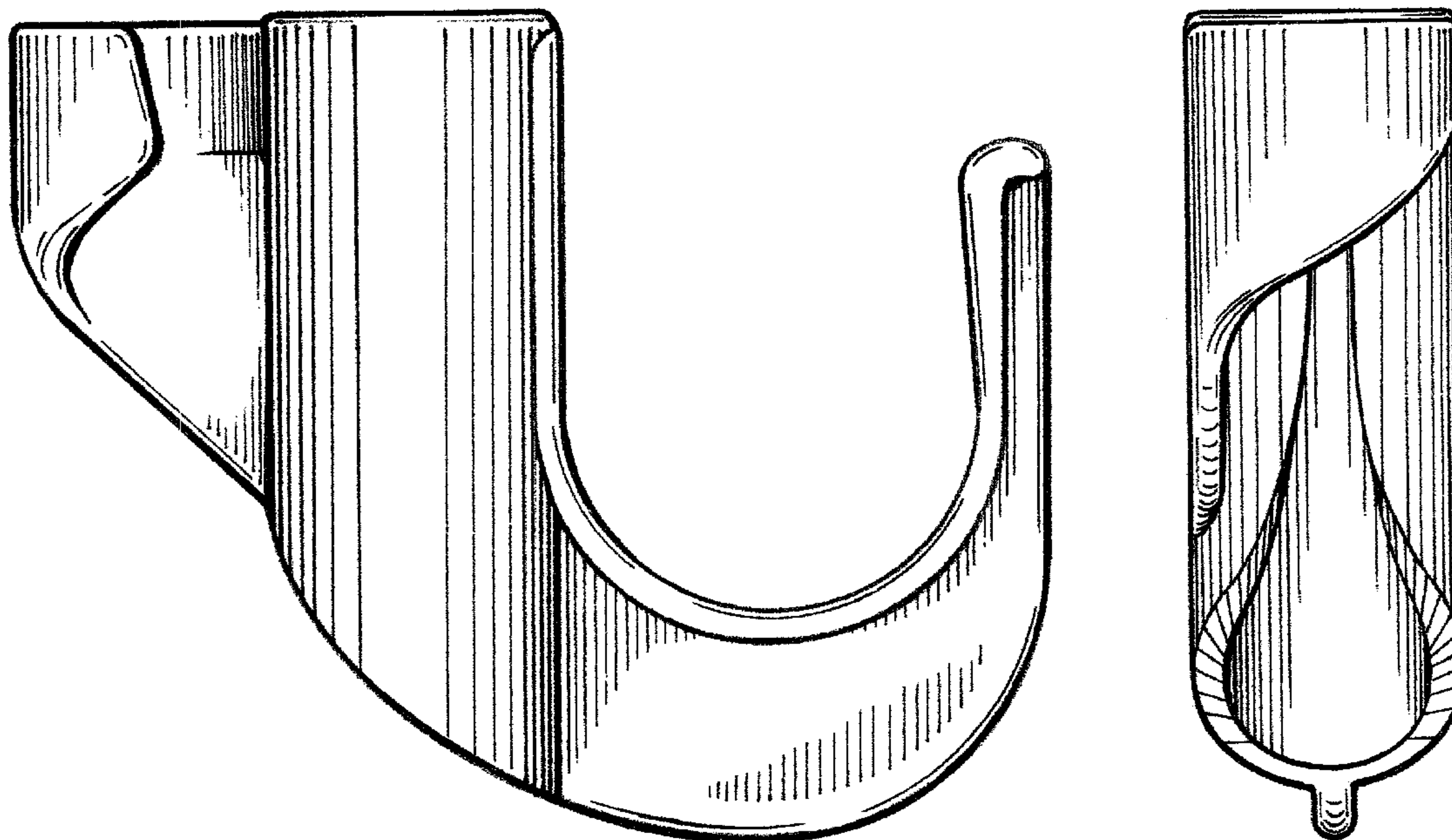
FIG. 3 is a front view of the embodiment of FIG. 1;

FIG. 4 is a back view of the embodiment of FIG. 1;

FIG. 5 is a top plan view of the embodiment of FIG. 1; and,

FIG. 6 is a bottom plan view of the embodiment of FIG. 1.

1 Claim, 4 Drawing Sheets



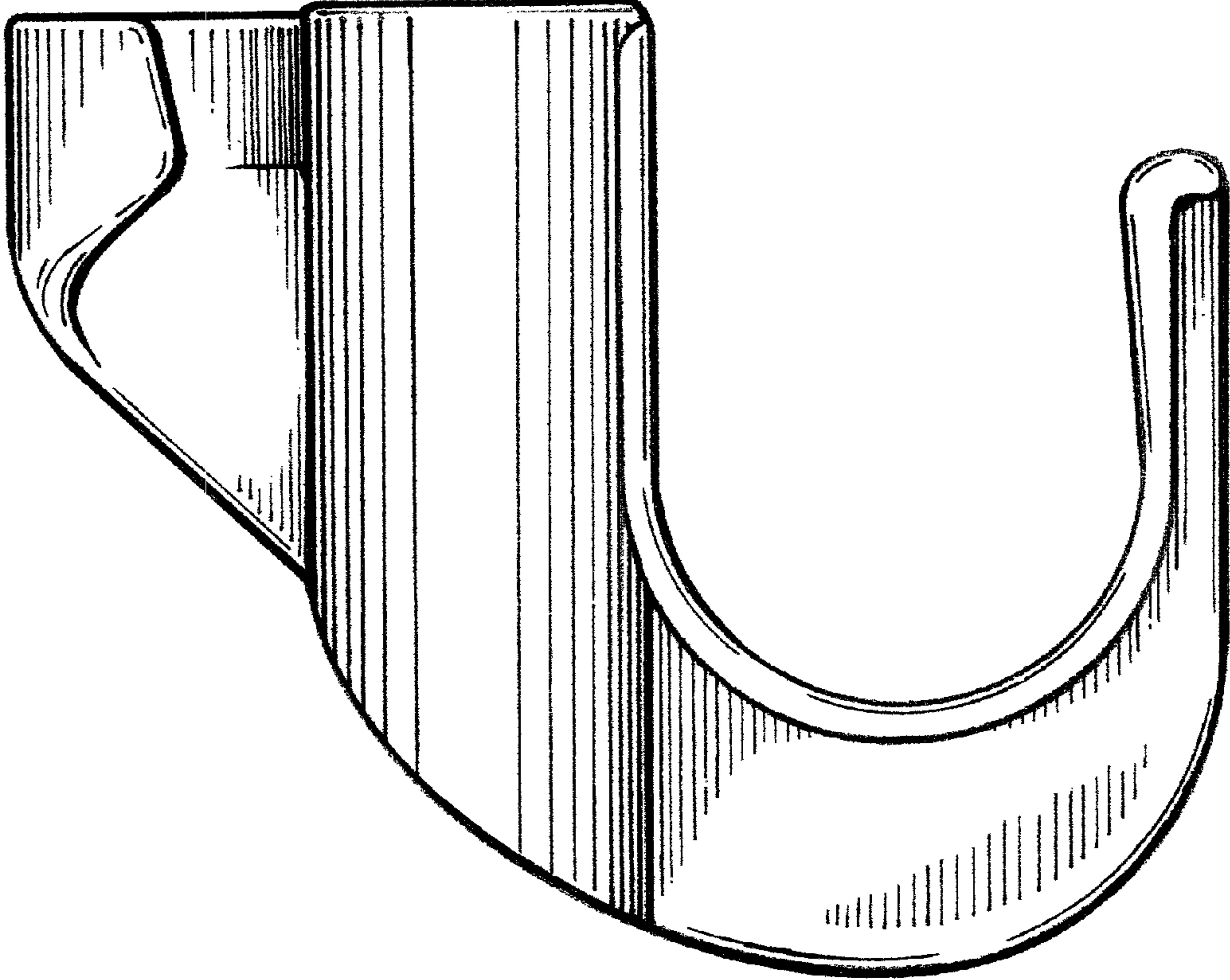


FIG. 1

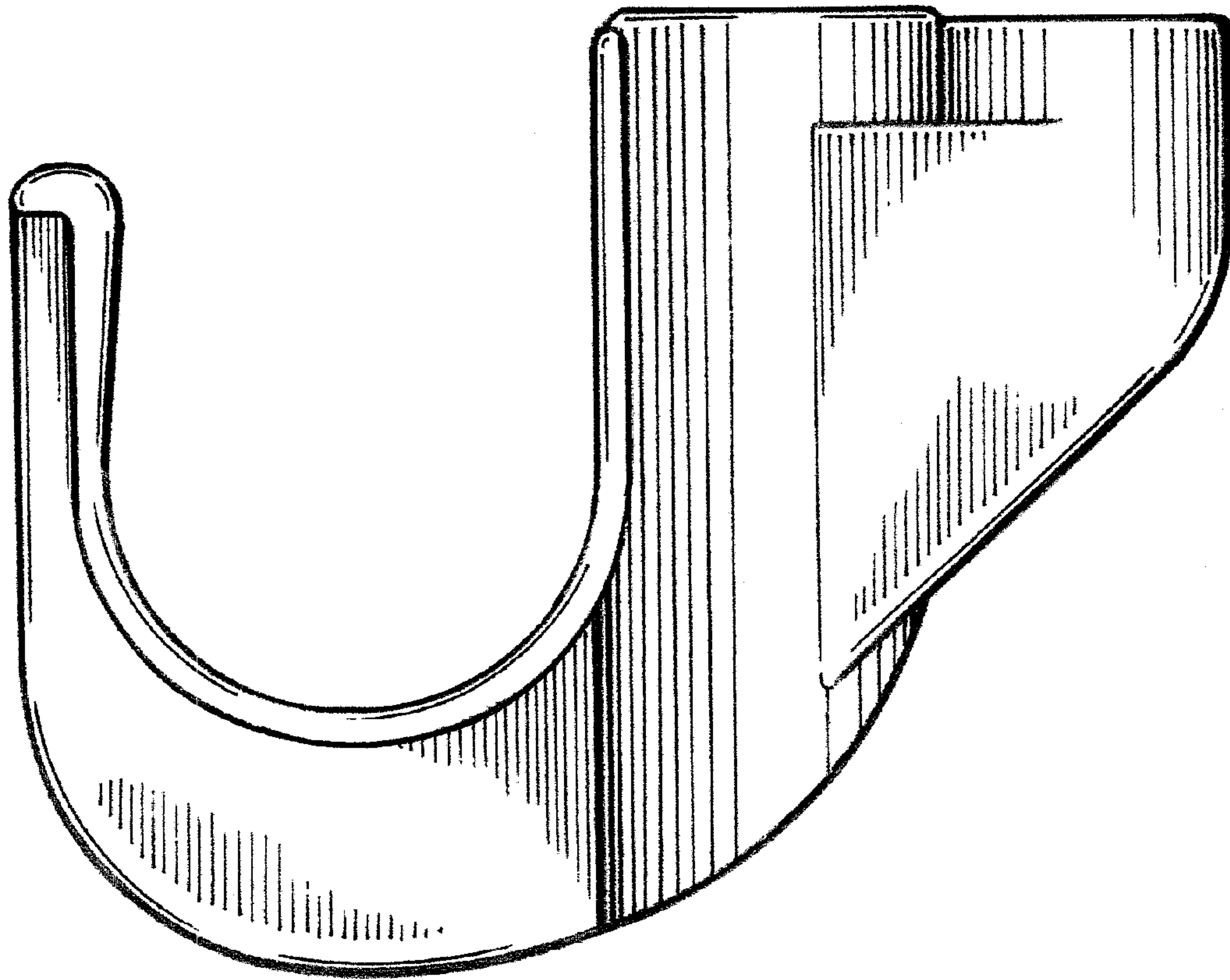


FIG. 2

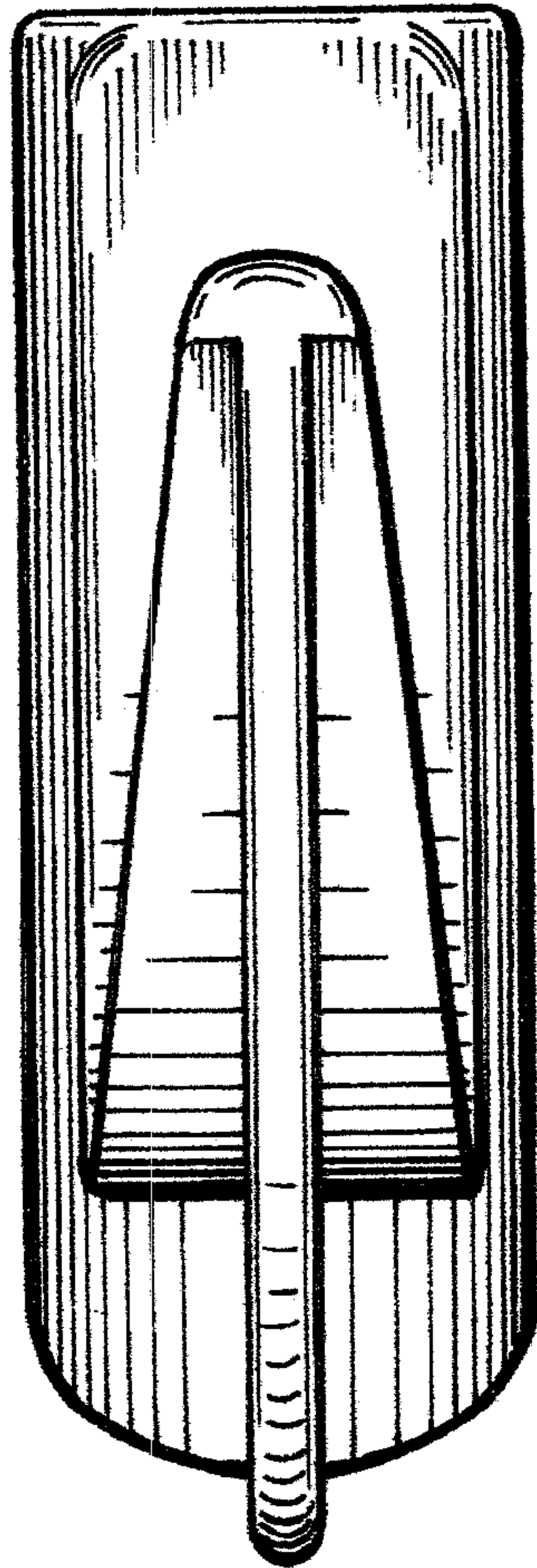


FIG. 3



FIG. 4

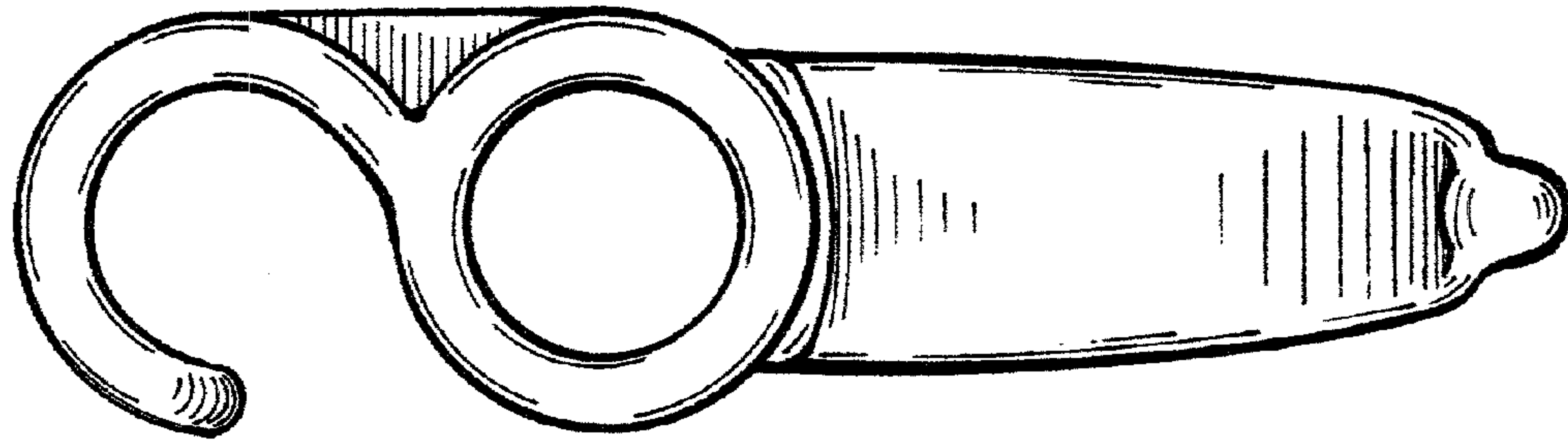


FIG. 5

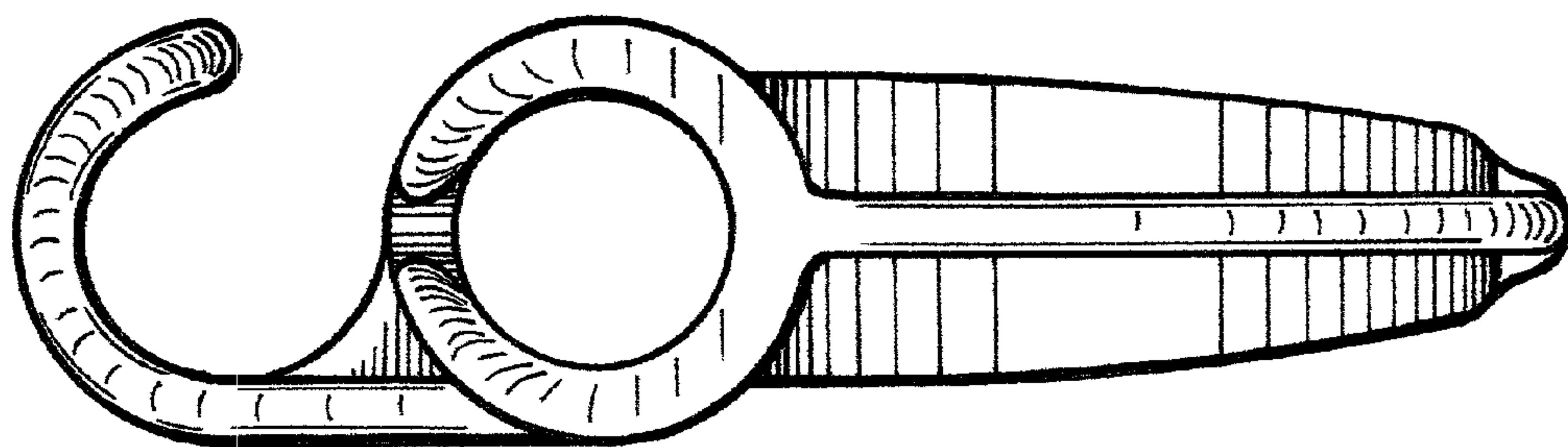


FIG. 6