



US00D704032S

(12) **United States Design Patent**
Plato

(10) **Patent No.:** **US D704,032 S**

(45) **Date of Patent:** **** May 6, 2014**

(54) **LOCK**

(75) Inventor: **Lea Marie Plato**, Shorewood, WI (US)

(73) Assignee: **Master Lock Company LLC**, Oak Creek, WI (US)

(**) Term: **14 Years**

(21) Appl. No.: **29/430,640**

(22) Filed: **Aug. 28, 2012**

(51) **LOC (10) Cl.** **08-07**

(52) **U.S. Cl.**
USPC **D8/333**

(58) **Field of Classification Search**
USPC D8/330, 331, 333, 343, 339, 336, 349,
D8/334, 354; 70/14-16, 18, 57, 25, 158,
70/163-168, 233, 38 A, 38 C, 23, 20, 30,
70/51, 57.1, 202, 203, 431, 448, 465, 466;
292/288, 290, 340

See application file for complete search history.

(56) **References Cited**

U.S. PATENT DOCUMENTS

380,961 A 4/1888 Waine
465,450 A 12/1891 Brooke

(Continued)

FOREIGN PATENT DOCUMENTS

CA 1171294 7/1984
CA 2190575 11/1995

(Continued)

OTHER PUBLICATIONS

International Search Report and Written Opinion of the International Searching Authority from International Application No. PCT/US08/01427, mailed Jun. 19, 2008.

(Continued)

Primary Examiner — Prabhakar Deshmukh
(74) *Attorney, Agent, or Firm* — Calfee, Halter & Griswold, LLP

(57) **CLAIM**

I claim the ornamental design for a lock, as shown and described.

DESCRIPTION

FIG. 1 is a front perspective view of a lock showing my new design;

FIG. 2 is a front elevational view of the lock of FIG. 1;

FIG. 3 is a rear elevational view of the lock of FIG. 1;

FIG. 4 is a right side elevational view of the lock of FIG. 1;

FIG. 5 is a left side elevational view of the lock of FIG. 1;

FIG. 6 is a top plan view of the lock of FIG. 1;

FIG. 7 is a bottom plan view of the lock of FIG. 1;

FIG. 8 is a front perspective view of a second embodiment of the lock;

FIG. 9 is a front elevational view of the lock of FIG. 8;

FIG. 10 is a rear elevational view of the lock of FIG. 8;

FIG. 11 is a right side elevational view of the lock of FIG. 8;

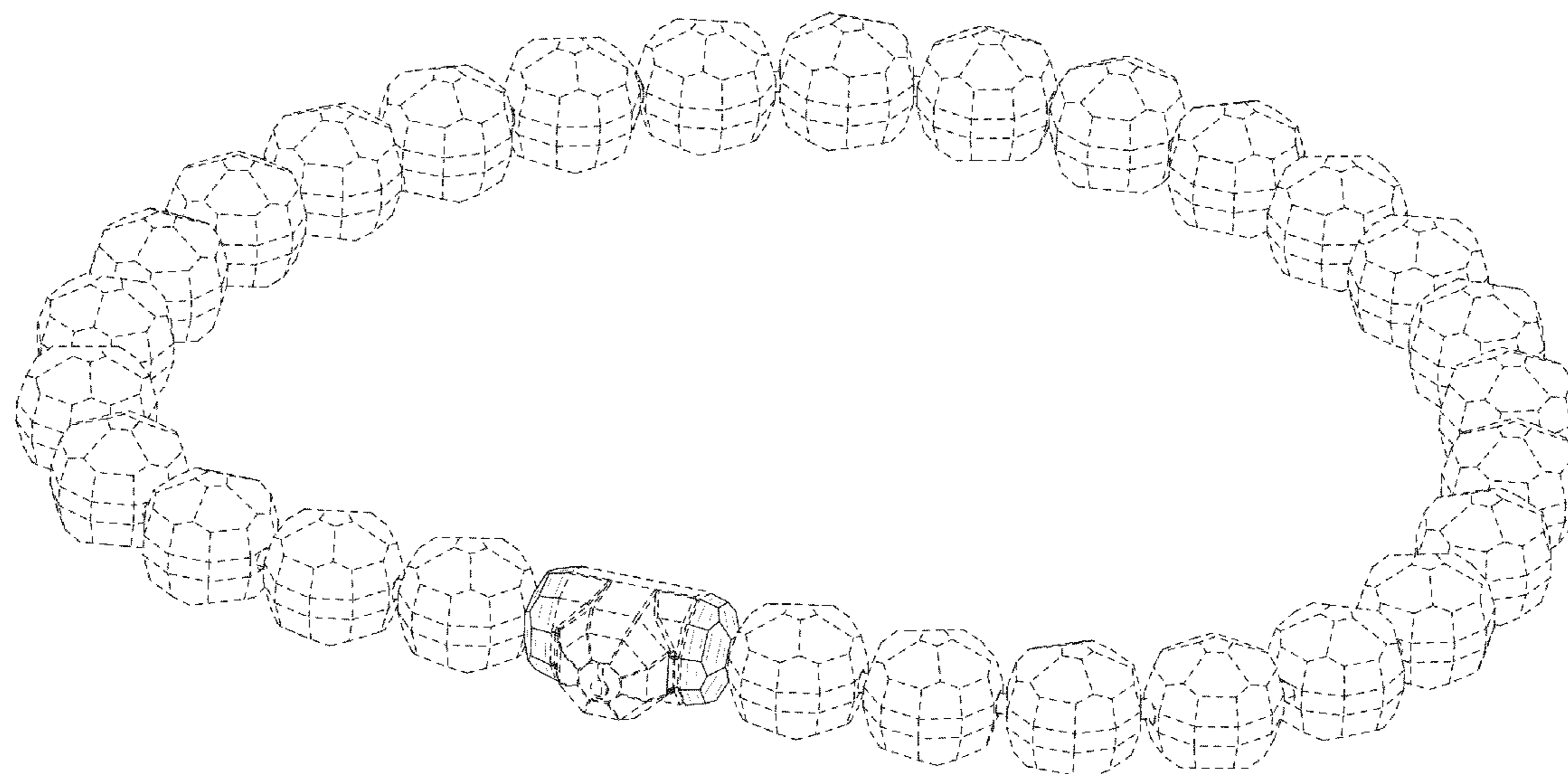
FIG. 12 is a left side elevational view of the lock of FIG. 8;

FIG. 13 is a top plan view of the lock of FIG. 8; and,

FIG. 14 is a bottom plan view of the lock of FIG. 8.

The shade lines adjacent to the broken lines define the boundary of the claimed design. Other broken lines indicate the disclaimed portions and environment of the design. None of the broken lines form part of the claimed design.

1 Claim, 10 Drawing Sheets



(56)

References Cited

U.S. PATENT DOCUMENTS

507,948 A 10/1893 Waine
 535,128 A 3/1895 Barney
 539,650 A 5/1895 Searle
 558,814 A 4/1896 Hunt
 1,161,562 A 11/1915 Wessen
 1,240,146 A 9/1917 Jackson
 1,336,309 A 4/1920 Malaczynski
 1,358,184 A 11/1920 Voight
 1,380,719 A 6/1921 Johnson
 1,384,561 A 7/1921 Hampton
 1,394,259 A 10/1921 Johnson
 1,475,256 A 11/1923 Belair
 1,531,451 A 3/1925 Neal
 1,539,301 A 5/1925 Cooper
 1,566,965 A 12/1925 Johnson
 1,660,040 A 2/1928 Lehtonen
 1,851,207 A 3/1932 Neal
 1,855,686 A 4/1932 Neal
 1,900,242 A 3/1933 Lalou
 2,190,661 A 2/1940 Hauer
 2,390,885 A 12/1945 Kelley
 2,570,662 A 10/1951 Gray
 2,759,349 A 8/1956 McKee
 3,017,678 A 1/1962 Christensen
 3,435,642 A 4/1969 Del Pesco
 3,670,535 A 6/1972 Stettner et al.
 3,841,118 A 10/1974 Stone
 3,907,225 A 9/1975 McElroy
 D242,111 S * 11/1976 Proskin D8/333
 4,236,394 A 12/1980 Harrington et al.
 4,287,731 A 9/1981 Kruger
 4,446,709 A 5/1984 Steinbach
 4,509,346 A 4/1985 Szczepanek
 4,574,600 A 3/1986 Moffett
 4,850,207 A 7/1989 Ylven
 5,109,684 A 5/1992 Grandy, Sr.
 D332,387 S * 1/1993 Ling D8/333
 D352,821 S * 11/1994 Stillwagon D3/207
 5,473,917 A 12/1995 Say
 5,517,835 A 5/1996 Smith
 5,548,981 A 8/1996 Kirk
 5,611,225 A 3/1997 Resch et al.
 5,638,707 A 6/1997 Gould
 5,660,064 A 8/1997 Ecker et al.
 D390,771 S * 2/1998 Egger D8/333
 5,743,117 A 4/1998 Woo et al.
 D394,197 S 5/1998 Zeller
 5,791,170 A 8/1998 Officer
 5,868,012 A 2/1999 Chun-Te et al.

5,924,313 A 7/1999 Kuo
 5,992,187 A 11/1999 Derman
 6,003,348 A 12/1999 McCrea
 D435,428 S 12/2000 Ling
 6,212,919 B1 4/2001 Gerow
 6,363,758 B1 4/2002 Ling
 D457,802 S * 5/2002 Meekma et al. D8/333
 6,470,718 B1 10/2002 Yang
 D469,332 S 1/2003 Meekma et al.
 6,526,785 B1 3/2003 Asenstorfer et al.
 6,609,399 B1 8/2003 Daniels, Jr.
 6,629,440 B1 10/2003 Meekma et al.
 D483,647 S * 12/2003 Lo D8/333
 6,681,603 B1 1/2004 Yu
 6,755,054 B2 6/2004 Burmesch et al.
 6,931,894 B2 8/2005 Yu
 6,997,923 B2 2/2006 Huang
 7,104,093 B2 9/2006 Ling et al.
 7,152,439 B1 12/2006 Chang
 7,526,932 B2 5/2009 Funtmann
 7,870,764 B2 1/2011 Burmesch
 D633,369 S * 3/2011 Atteridge et al. D8/333
 8,151,604 B2 * 4/2012 Thomas et al. 70/14
 8,302,436 B2 * 11/2012 Cheung 70/49
 8,505,342 B1 * 8/2013 Taiga 70/14
 8,528,370 B2 * 9/2013 Yu et al. 70/14
 2002/0083744 A1 7/2002 Lai
 2003/0029207 A1 2/2003 Young
 2003/0046852 A1 3/2003 Burmesch et al.
 2003/0089141 A1 5/2003 Edwards et al.
 2003/0089147 A1 5/2003 Yang
 2004/0011098 A1 1/2004 Yang
 2005/0044903 A1 3/2005 Ling et al.
 2005/0092037 A1 5/2005 Meekma et al.
 2005/0155395 A1 7/2005 Yu
 2008/0184748 A1 8/2008 Burmesch

FOREIGN PATENT DOCUMENTS

EP 0681078 11/1995
 EP 0893562 1/1999
 WO 02/20926 3/2002

OTHER PUBLICATIONS

Partial Search Report from PCT/US2004/031557.
 Printout from web site; Master Lock Combination Cable Locks, http://masterlock.com/products/category_products.jsp?category=MLCOM_CableLocks, 3 pages, 2012.
 Printout from web site; Master Cable Locks, <http://masterlock.com/products/subcategory/CableLocks>, 5 pages, 2012.

* cited by examiner

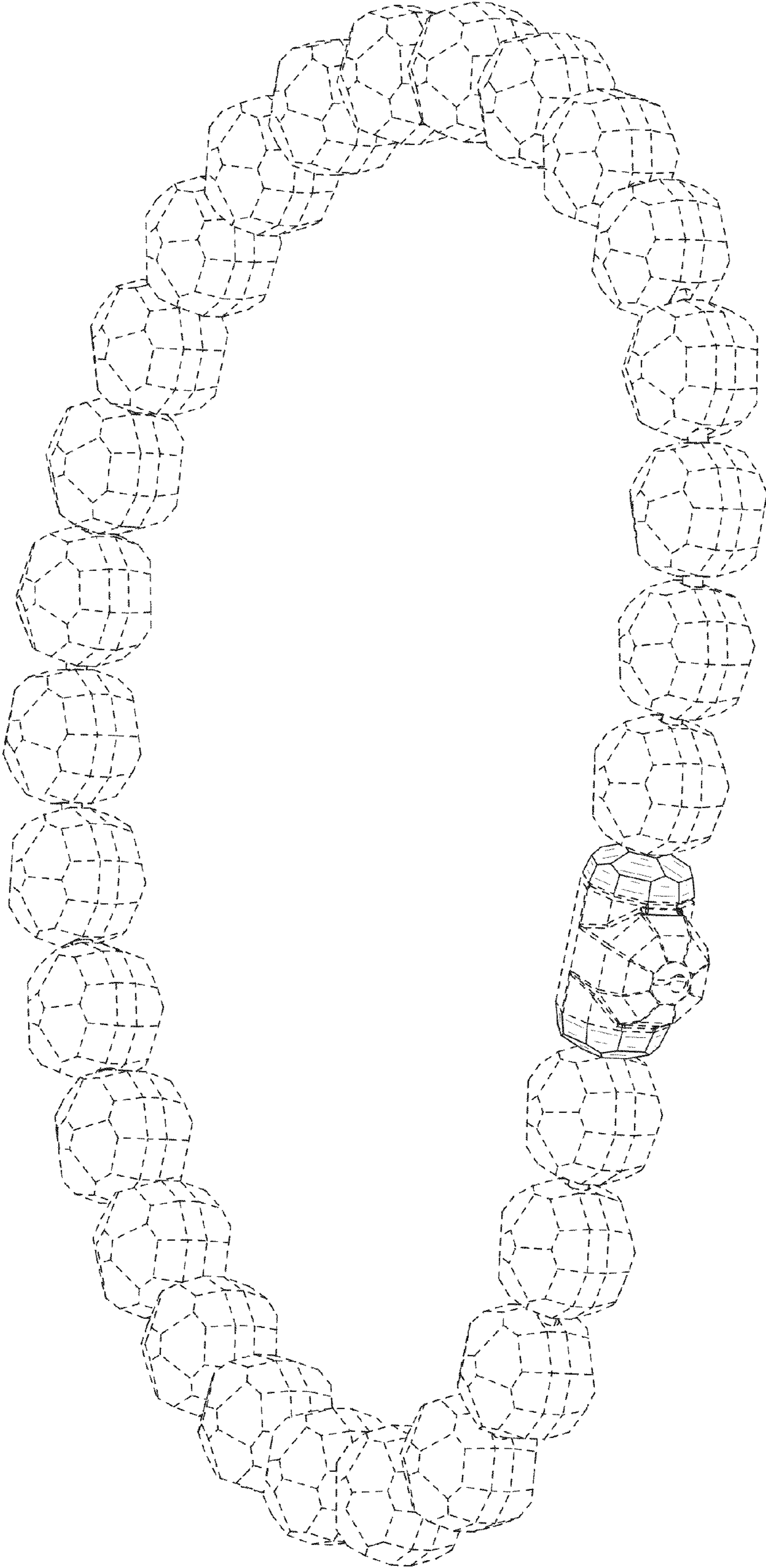


FIG. 1

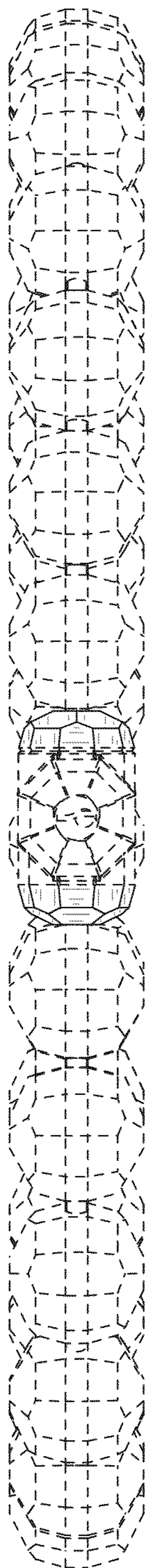


FIG. 2

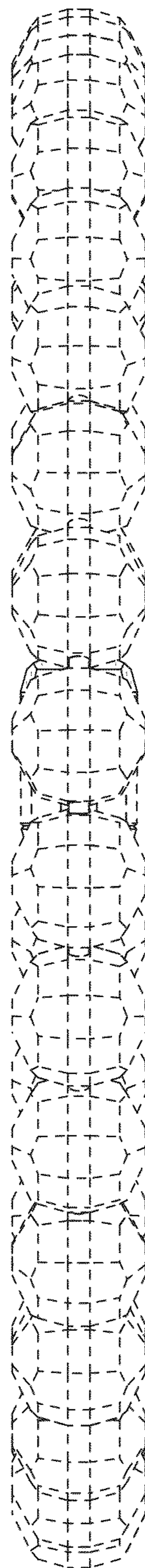


FIG. 3

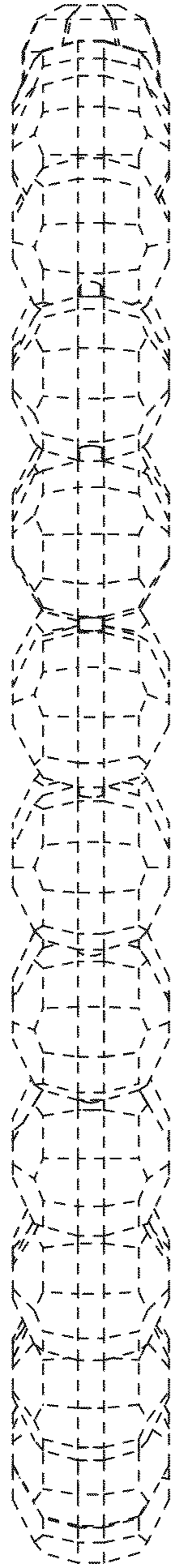


FIG. 4

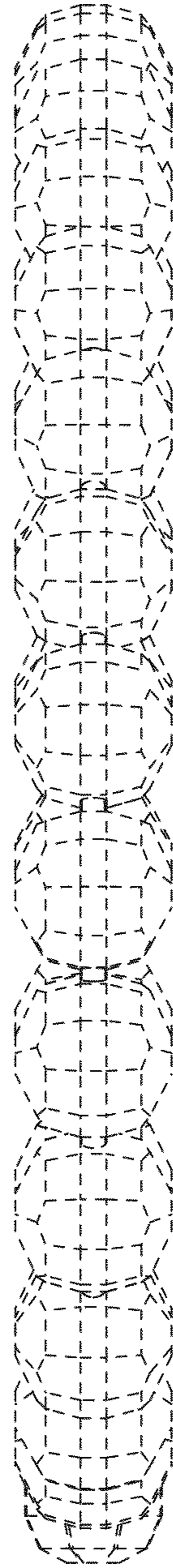


FIG. 5

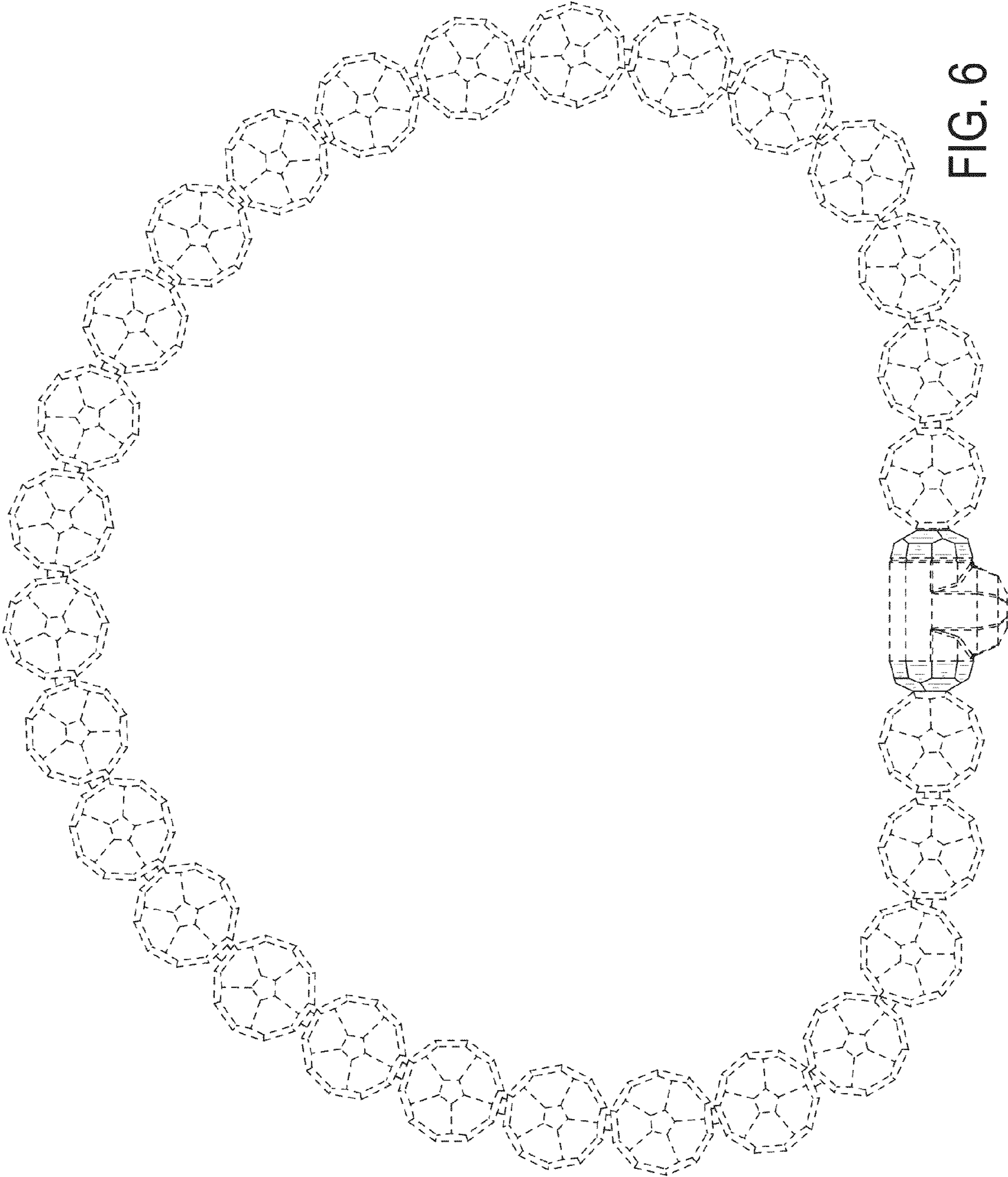


FIG. 6

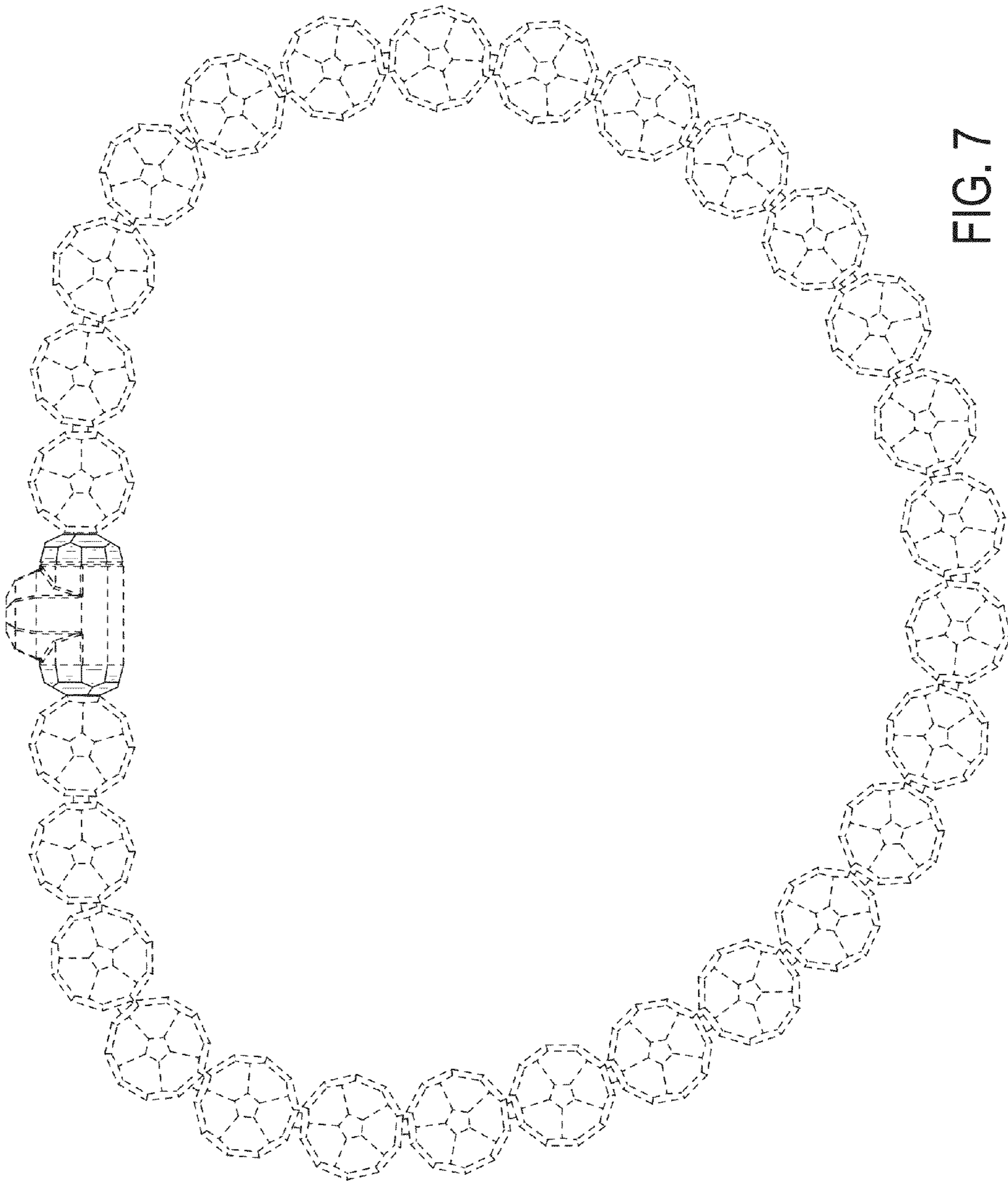


FIG. 7

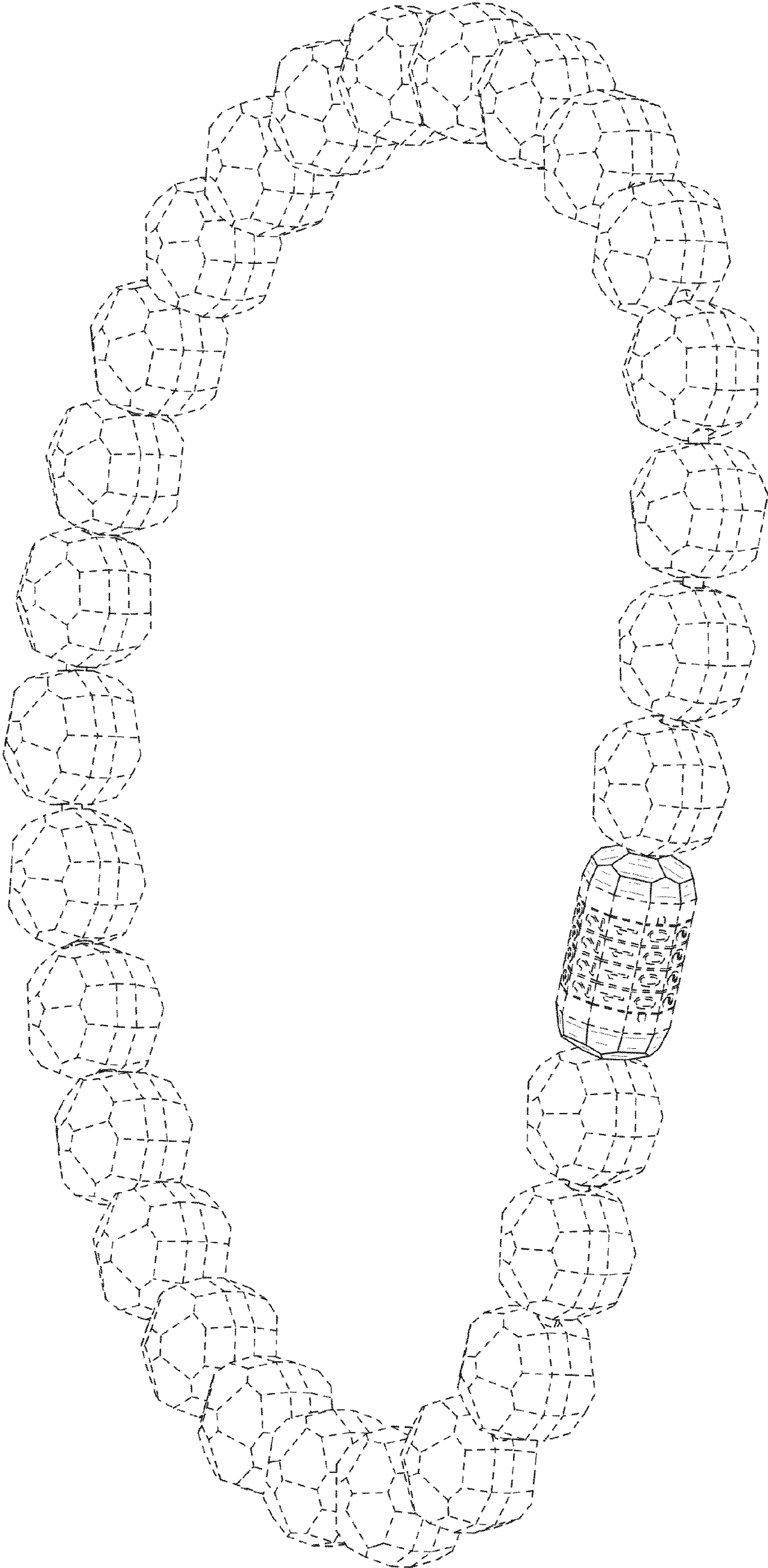


FIG. 8

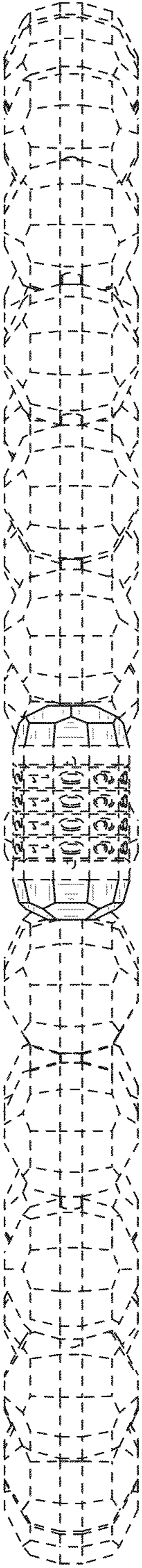


FIG. 9

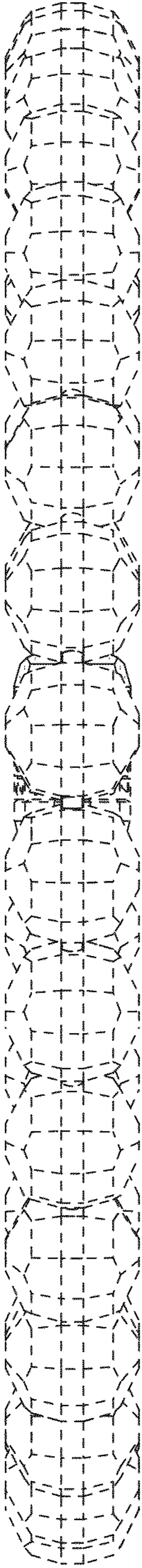


FIG. 10

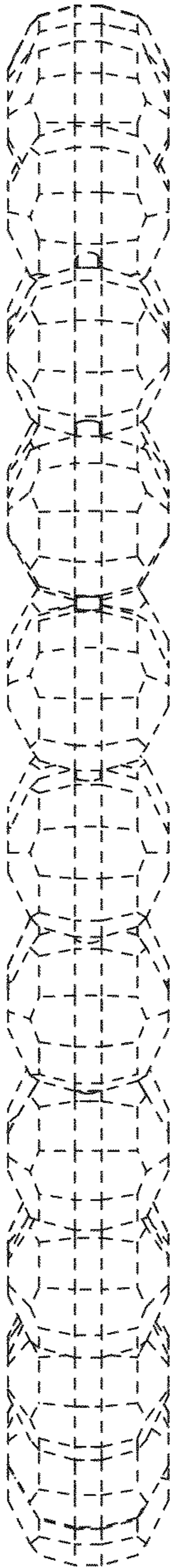


FIG. 11

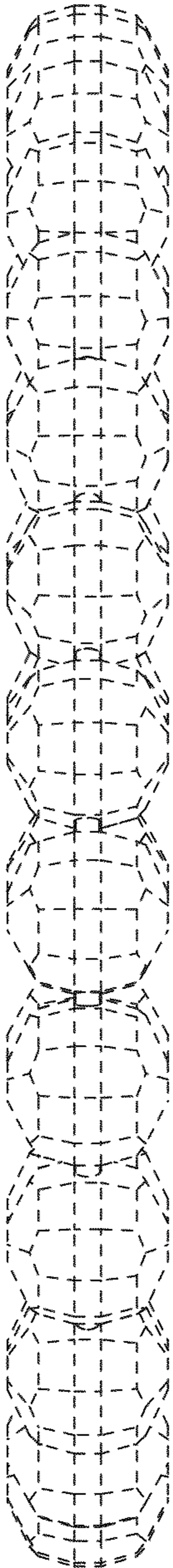


FIG. 12




FIG. 13




FIG. 14