



US00D704031S

(12) **United States Design Patent**
Jou

(10) **Patent No.:** **US D704,031 S**
(45) **Date of Patent:** **** May 6, 2014**

- (54) **CABINET PULL**
- (71) Applicant: **Century America, LLC**, Kentwood, MI (US)
- (72) Inventor: **Soub Yann Jou**, Kentwood, MI (US)
- (73) Assignee: **Century America, LLC**, Kentwood, MI (US)
- (**) Term: **14 Years**
- (21) Appl. No.: **29/452,345**
- (22) Filed: **Apr. 15, 2013**
- (51) **LOC (10) Cl.** **08-06**
- (52) **U.S. Cl.**
CPC **A47B 95/02** (2013.01)
USPC **D8/317**
- (58) **Field of Classification Search**
CPC **A47B 95/02**
USPC **D8/317, 300, 315, 318, 319, 320, D8/DIG. 1; D6/549; D7/394; 16/110.1, 16/412, 414-420, 443-446; 292/336.3**
See application file for complete search history.

D368,643 S *	4/1996	Sonnenleiter	D8/317
D368,644 S *	4/1996	Bishop	D8/317
D381,252 S *	7/1997	Chieda	D8/317
D399,117 S *	10/1998	Burns et al.	D8/317
D422,878 S *	4/2000	Marshall et al.	D8/317
D437,202 S *	2/2001	O'Neil	D8/317
D463,210 S *	9/2002	Coudurier	D7/394
D511,955 S *	11/2005	Baldwin et al.	D8/301
D543,436 S *	5/2007	Ricereto	D8/316
D553,944 S *	10/2007	Jou	D8/316
D568,142 S *	5/2008	Zhang et al.	D8/320
D570,186 S *	6/2008	Hanes	D8/317
D584,593 S *	1/2009	Jou	D8/317
D600,095 S *	9/2009	Mattson et al.	D8/317
D600,529 S *	9/2009	Nicholson	D8/315
D602,336 S *	10/2009	Owens	D8/316
D613,576 S *	4/2010	Matijevic	D8/315
D642,446 S *	8/2011	Roe et al.	D8/320
D643,277 S *	8/2011	Roe et al.	D8/317
D646,141 S *	10/2011	Jeon et al.	D8/316
D649,005 S *	11/2011	Roe et al.	D8/316
D661,971 S *	6/2012	Han	D8/316
D679,568 S *	4/2013	Ramsland et al.	D8/317
D679,569 S *	4/2013	Ramsland et al.	D8/317
D679,985 S *	4/2013	Ramsland et al.	D8/317

* cited by examiner

Primary Examiner — Paula Greene

(74) *Attorney, Agent, or Firm* — Barnes Thornburg LLP

(56) **References Cited**
U.S. PATENT DOCUMENTS

D72,798 S *	6/1927	Knapp	D8/318
D100,034 S *	6/1936	McCormick	D8/318
D175,751 S *	10/1955	Aleks	D8/317
D189,125 S *	11/1960	Faber	D8/317
D197,052 S *	12/1963	Morgan	D8/317
D238,478 S *	1/1976	Clayton	D8/317
D246,426 S *	11/1977	Ridgway et al.	D8/318
D267,774 S *	2/1983	Pittenger	D8/317
D361,496 S *	8/1995	Chieda	D8/317
D361,497 S *	8/1995	Chieda	D8/317
D361,498 S *	8/1995	Chieda	D8/317
D363,206 S *	10/1995	Chieda	D8/317

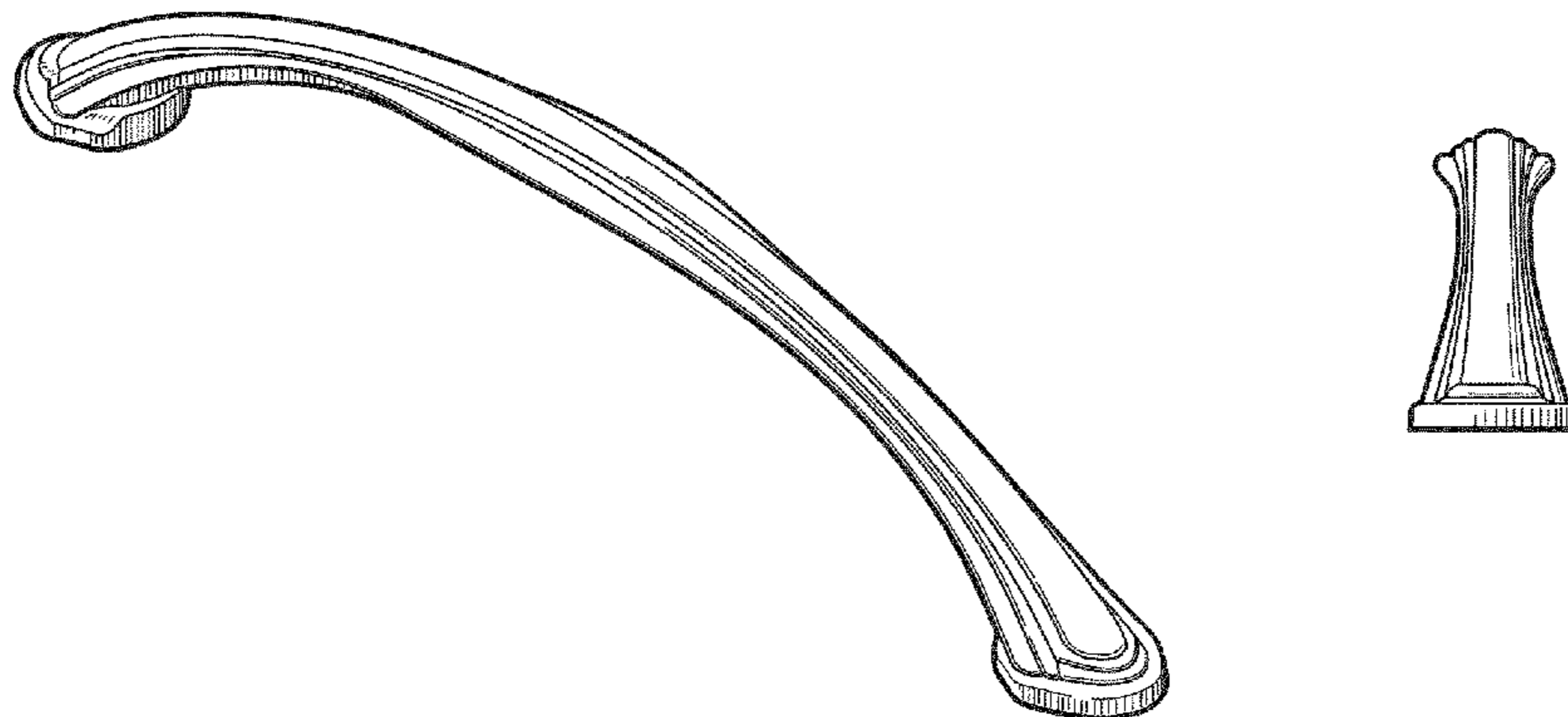
(57) **CLAIM**

What is claimed is the ornamental design for a cabinet pull, as shown and described.

DESCRIPTION

FIG. 1 is a perspective view of a cabinet pull;
FIG. 2 is a left or right side view thereof;
FIG. 3 is a front or back side view thereof;
FIG. 4 is a front view thereof; and,
FIG. 5 is a rear view thereof.

1 Claim, 1 Drawing Sheet



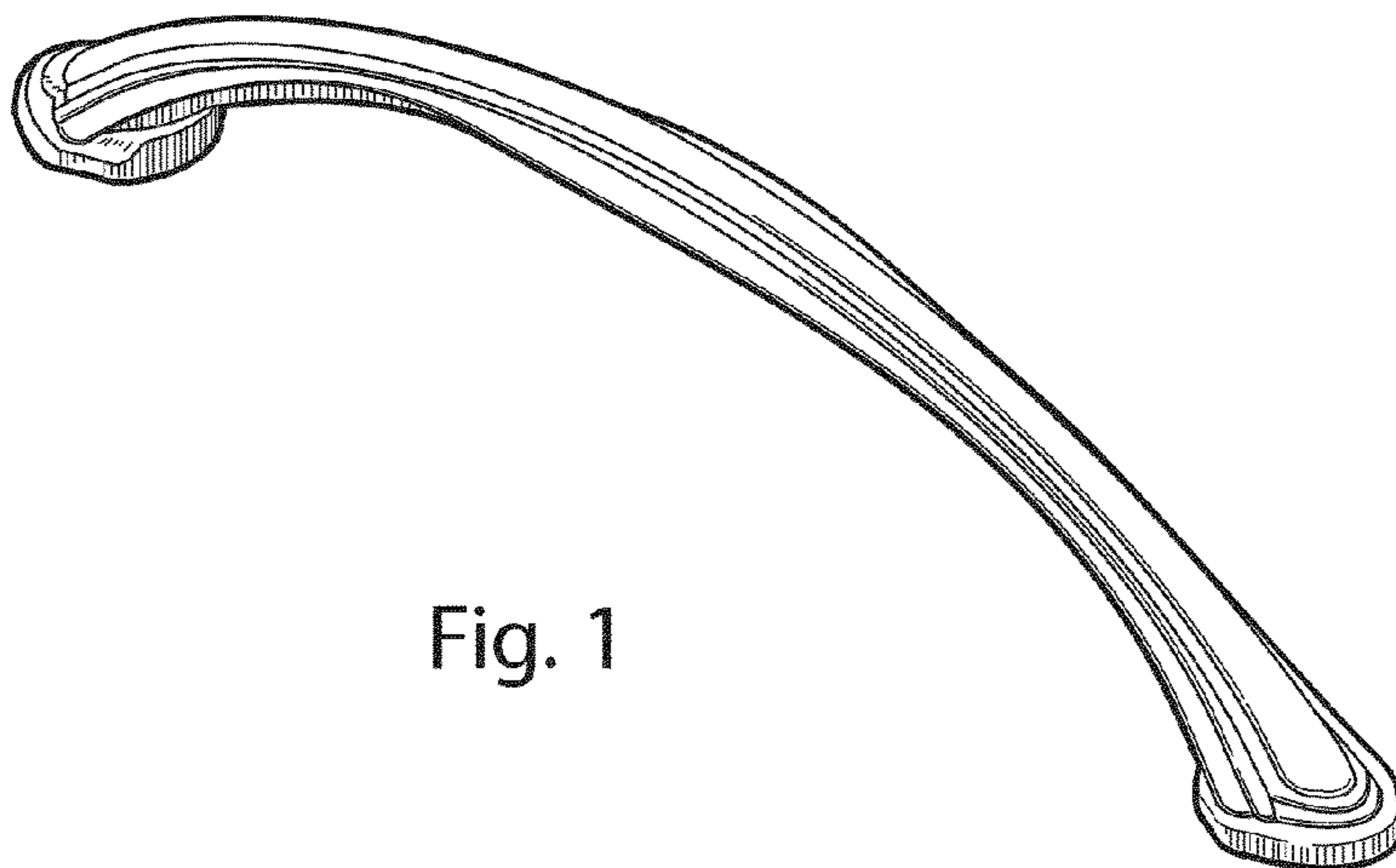


Fig. 1

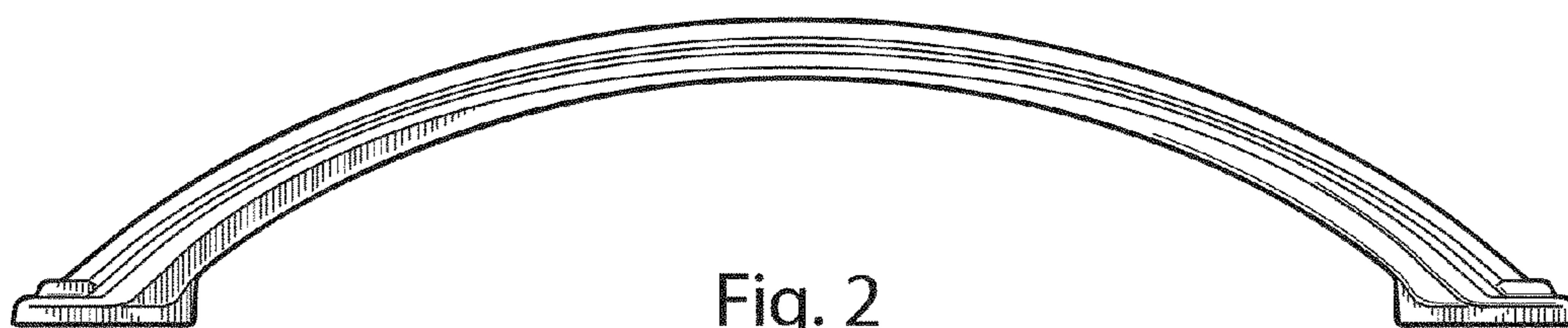


Fig. 2

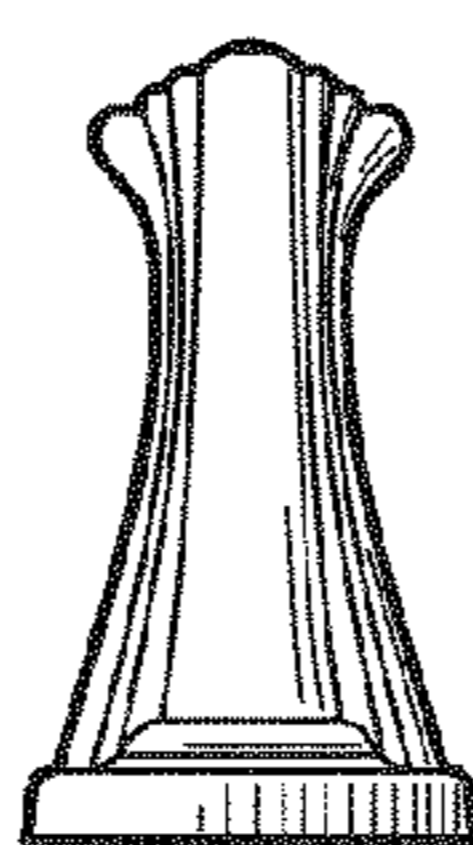


Fig. 3




Fig. 4

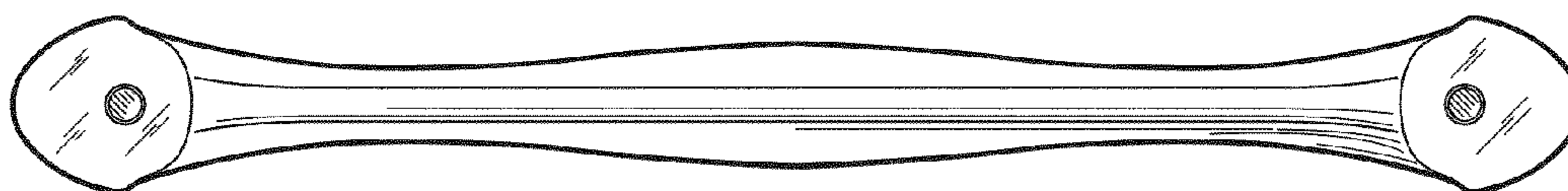


Fig. 5