



US00D704022S

(12) **United States Design Patent**
Hsu

(10) **Patent No.:** **US D704,022 S**

(45) **Date of Patent:** **** May 6, 2014**

(54) **TOOL BIT**

(76) Inventor: **Shao-Hsien Hsu**, Taichung (TW)

(**) Term: **14 Years**

(21) Appl. No.: **29/418,054**

(22) Filed: **Apr. 12, 2012**

(51) **LOC (10) Cl.** **08-04**

(52) **U.S. Cl.**
USPC **D8/86**

(58) **Field of Classification Search**
USPC D8/70, 82, 85-87; 81/436
See application file for complete search history.

(56) **References Cited**

U.S. PATENT DOCUMENTS

6,547,562	B2 *	4/2003	Kumar	433/165
D600,525	S *	9/2009	Meng	D8/86
7,581,470	B1 *	9/2009	Huang	81/438
D625,983	S *	10/2010	Lai	D8/86
D628,456	S *	12/2010	Lai	D8/86
D644,903	S *	9/2011	Chen	D8/86
D645,329	S *	9/2011	Hsu	D8/86

D646,139	S *	10/2011	Hsu	D8/86
2007/0028728	A1 *	2/2007	Griffiths	81/460
2008/0034928	A1 *	2/2008	Sheu	81/177.1

* cited by examiner

Primary Examiner — Susan E Krakower

Assistant Examiner — Roselynn Cody

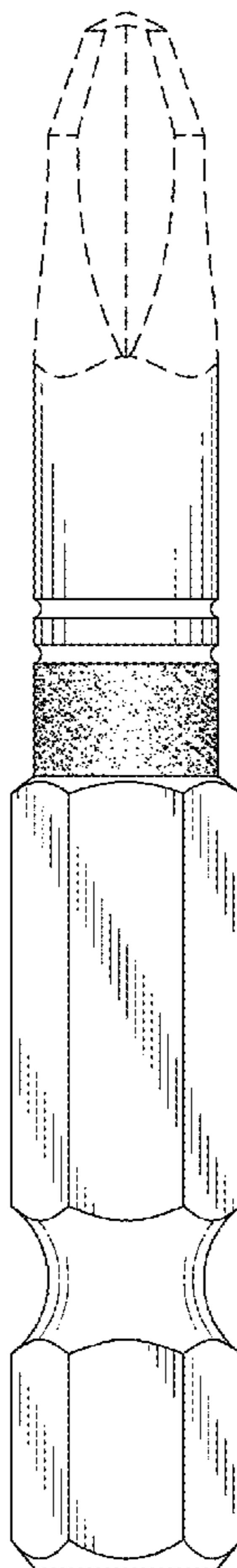
(57) **CLAIM**

The ornamental design for a tool bit, as shown and described.

DESCRIPTION

FIG. 1 is a perspective view of a tool bit showing my new design;
 FIG. 2 is a front elevational view of FIG. 1;
 FIG. 3 is a rear elevational view of FIG. 1;
 FIG. 4 is a left side view of FIG. 1;
 FIG. 5 is a right side view of FIG. 1;
 FIG. 6 is a top plan view of FIG. 1; and,
 FIG. 7 is a bottom plan view of FIG. 1.
 The ornamental design which is claimed is shown in solid lines in the drawings. The broken lines in the drawings are for illustrative purposes only and form no part of the claimed design.

1 Claim, 6 Drawing Sheets



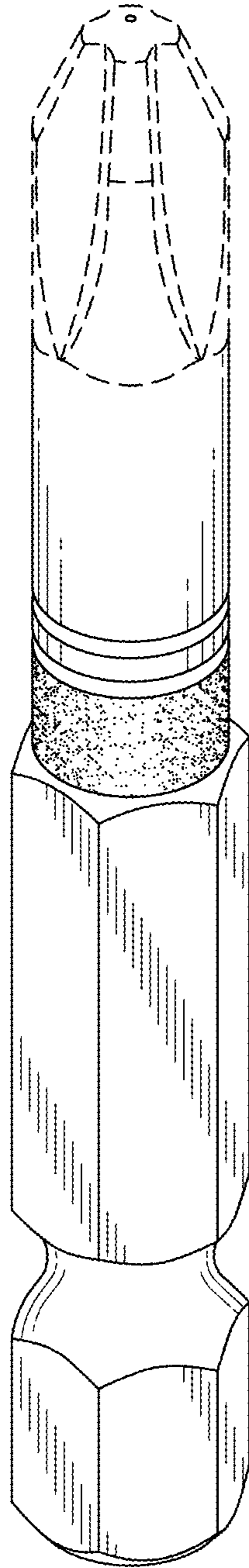


FIG. 1

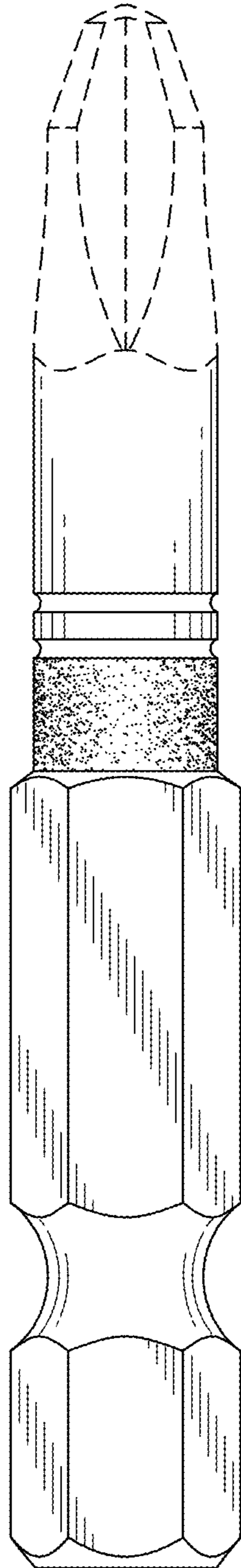


FIG. 2

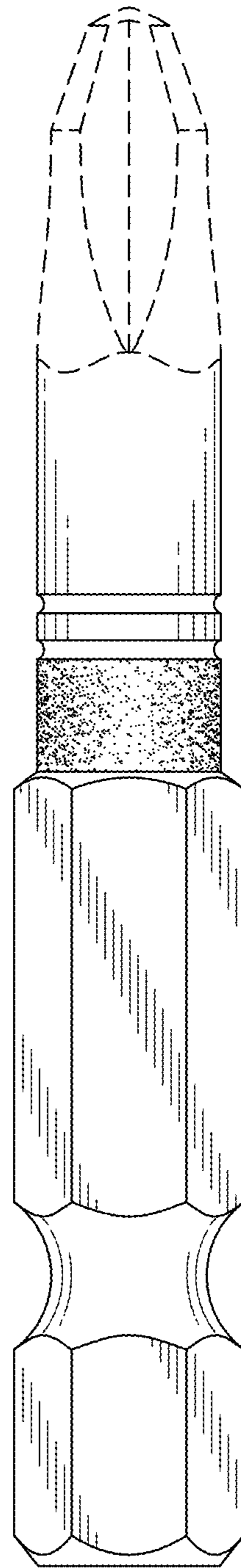


FIG. 3

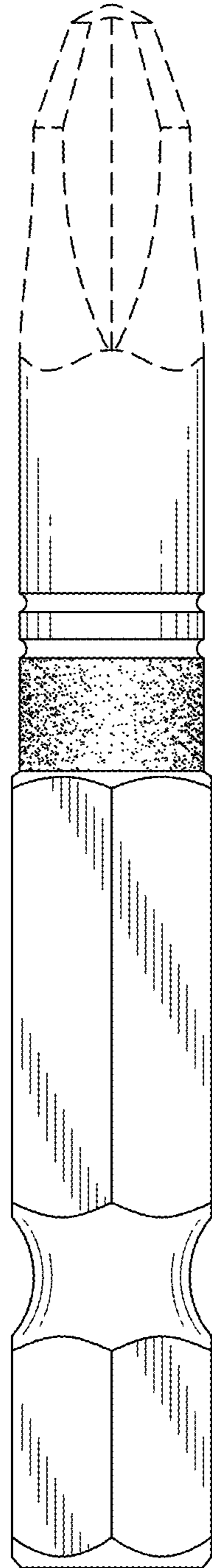


FIG. 4

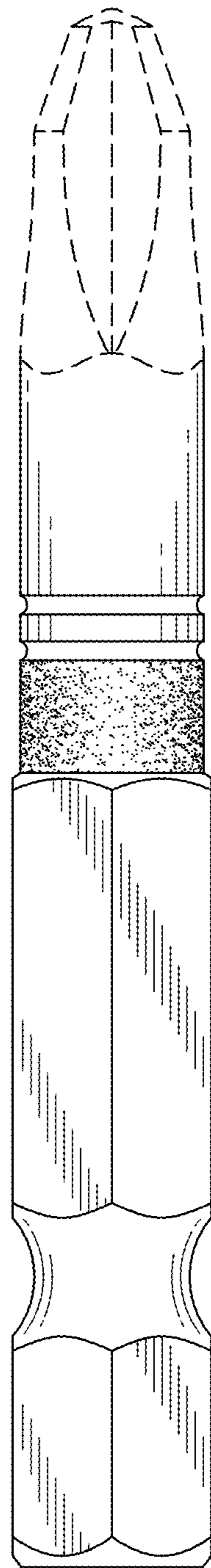


FIG. 5

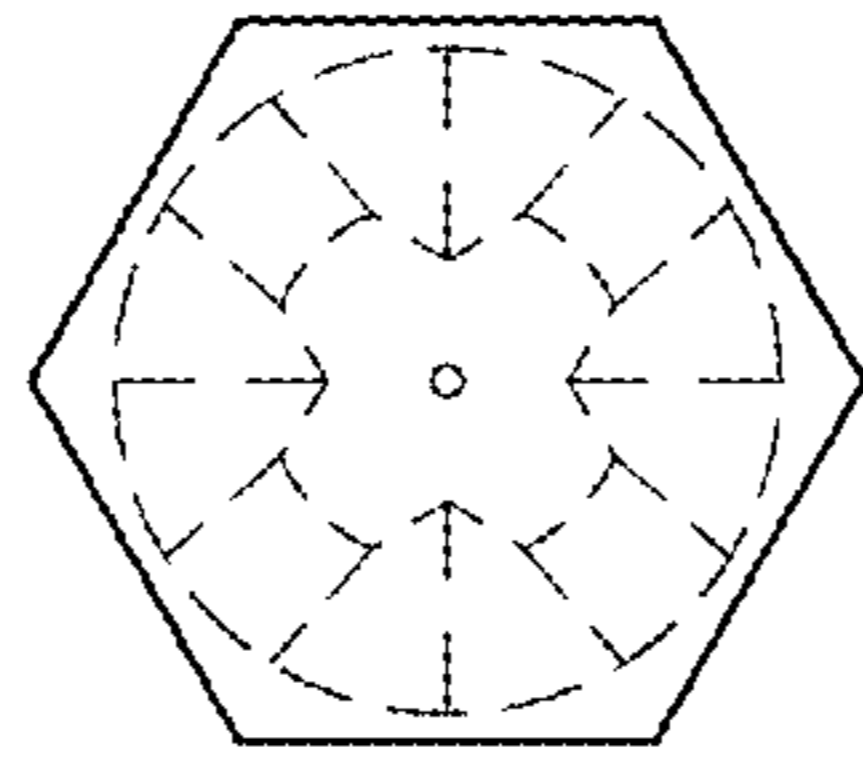


FIG. 6

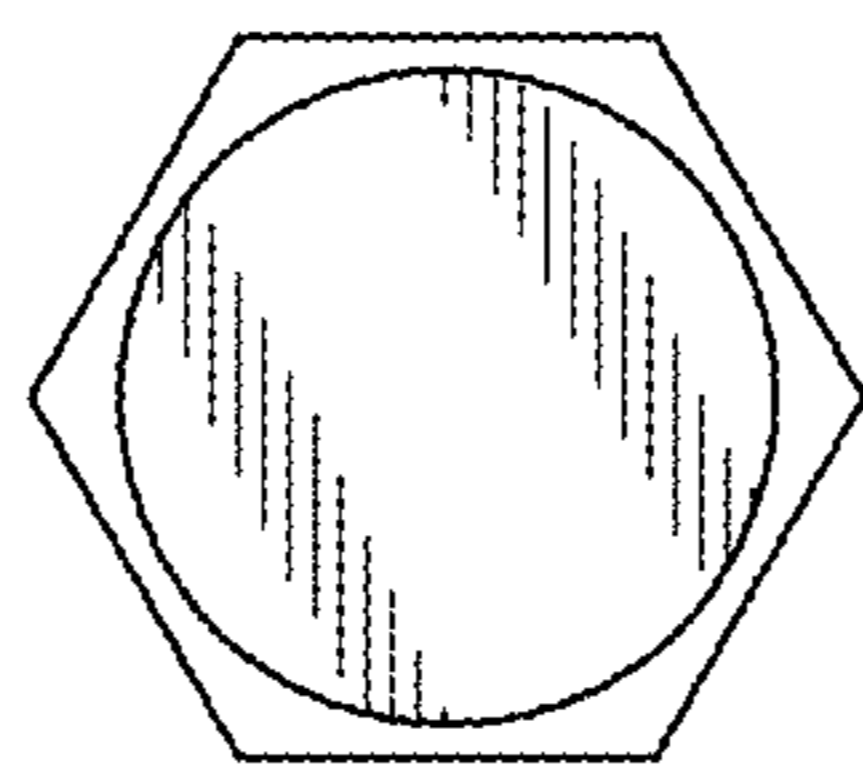


FIG. 7