



US00D704012S

(12) **United States Design Patent**
Nies et al.

(10) **Patent No.:** **US D704,012 S**

(45) **Date of Patent:** **** *May 6, 2014**

(54) **PRUNER**

(56) **References Cited**

(71) Applicant: **Melnor, Inc.**, Winchester, VA (US)

U.S. PATENT DOCUMENTS

(72) Inventors: **Juergen Nies**, Winchester, VA (US); **Ha V. Duong**, Winchester, VA (US); **Vicky A. Michael**, Winchester, VA (US); **Sean Wesley Svendsen**, Gahanna, OH (US); **Eric James Fickas**, Powell, OH (US)

D336,412 S *	6/1993	Wensley et al.	D8/5
D396,615 S *	8/1998	Spear et al.	D8/5
D427,491 S *	7/2000	Deville	D8/5
D582,733 S *	12/2008	Davies et al.	D8/5
D648,192 S *	11/2011	Wu	D8/5
D648,605 S *	11/2011	Lee	D8/5

* cited by examiner

(73) Assignee: **Melnor, Inc.**, Winchester, VA (US)

Primary Examiner — Sheryl Lane

(*) Notice: This patent is subject to a terminal disclaimer.

(74) *Attorney, Agent, or Firm* — Westerman, Hattori, Daniels & Adrian, LLP

(**) Term: **14 Years**

(57) **CLAIM**

An ornamental design for a pruner, as shown and described.

(21) Appl. No.: **29/446,342**

DESCRIPTION

(22) Filed: **Feb. 22, 2013**

(51) **LOC (10) Cl.** **08-01**

(52) **U.S. Cl.**

USPC **D8/5**

(58) **Field of Classification Search**

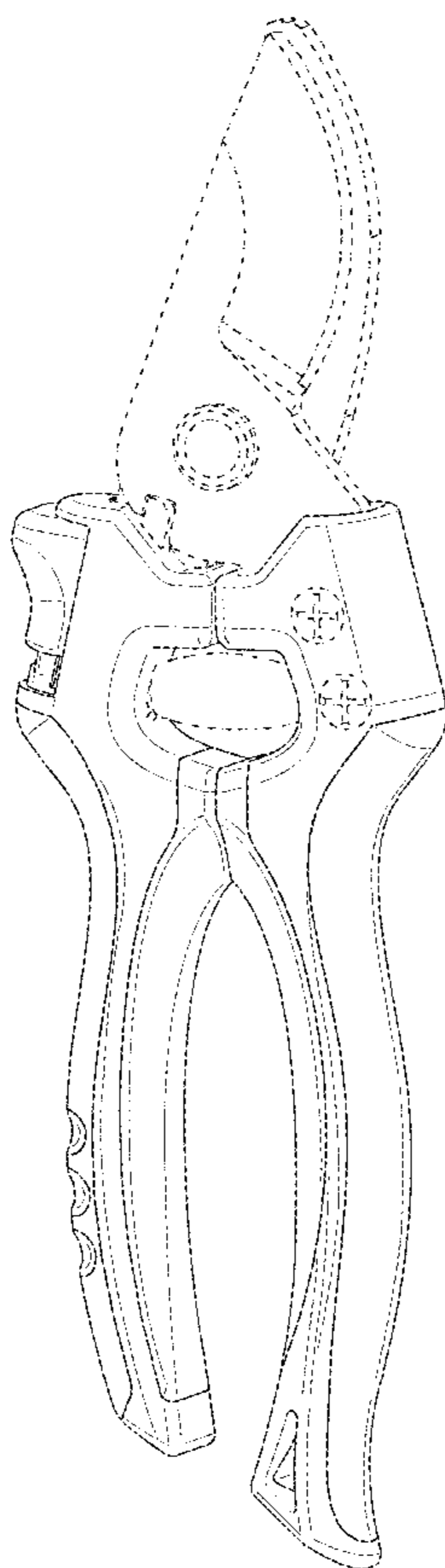
USPC D8/4, 5, 52, 54; 30/131, 260, 193-194, 30/296.1, 134, 251-253, 261-262

See application file for complete search history.

FIG. 1 is a perspective view of a pruner;
FIG. 2 is a front view thereof;
FIG. 3 is a back view thereof;
FIG. 4 is a left side view thereof;
FIG. 5 is a right side view thereof;
FIG. 6 is a top view thereof; and,
FIG. 7 is a bottom view thereof.

The broken lines illustrate environmental structure only and form no part of the claimed design.

1 Claim, 6 Drawing Sheets



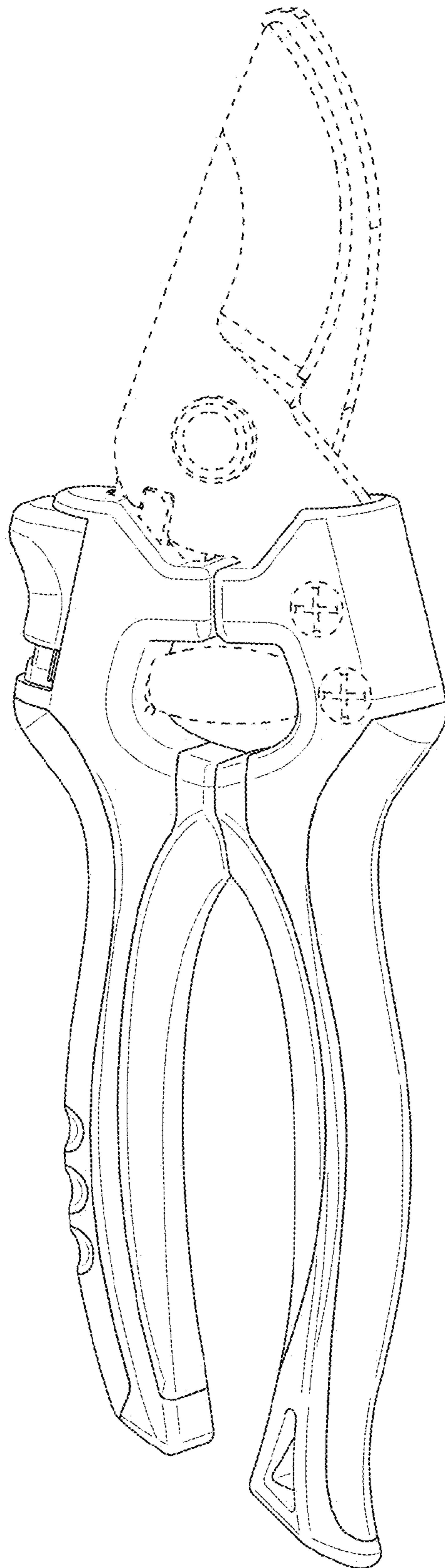


FIG. 1

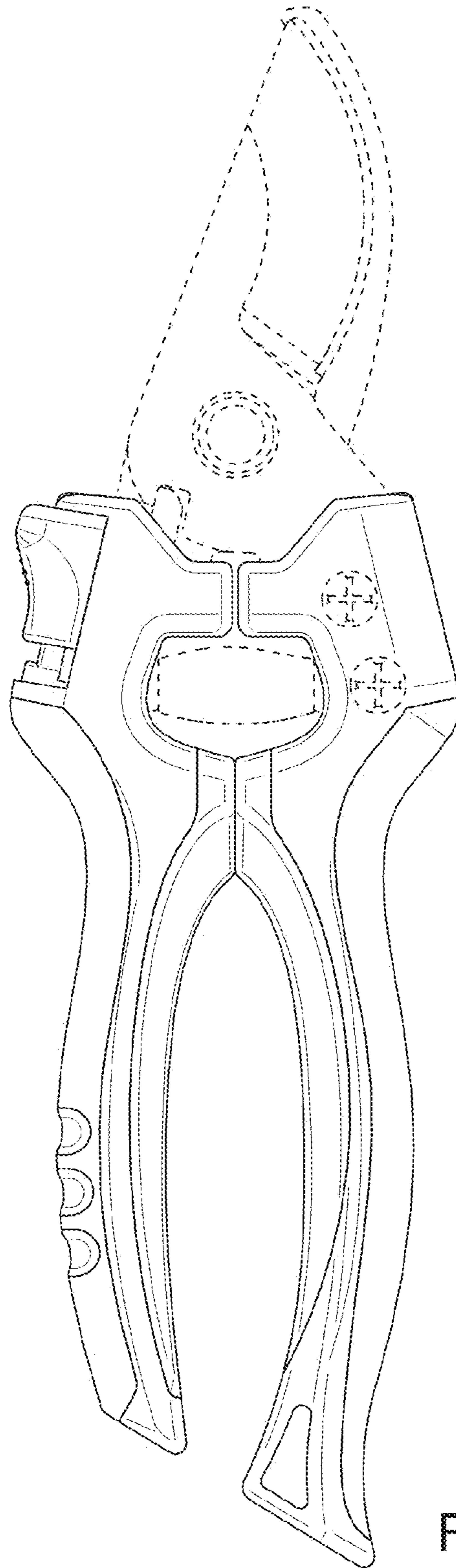


FIG.2

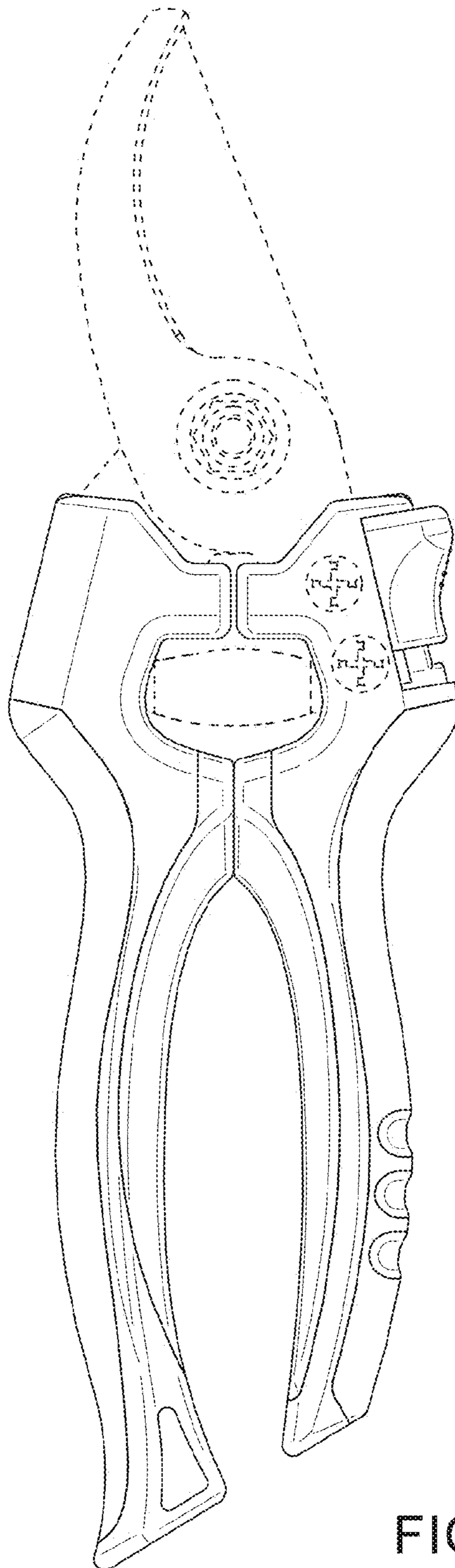


FIG. 3

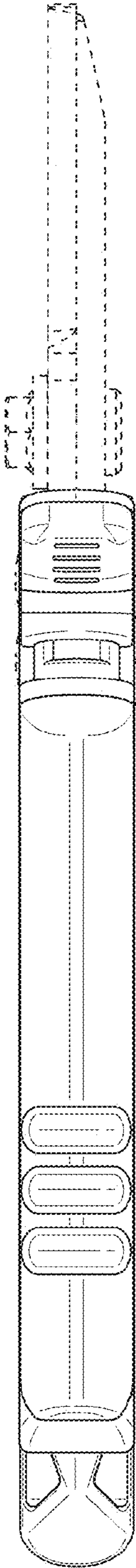


FIG.4

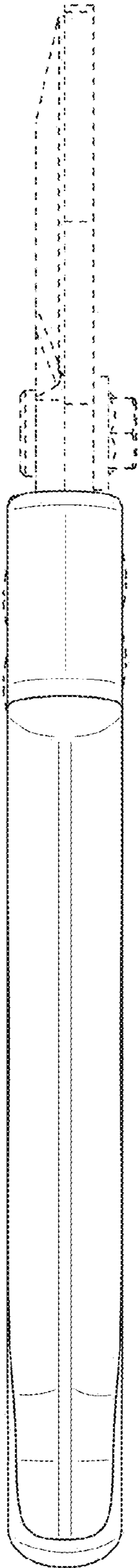


FIG.5




FIG. 6

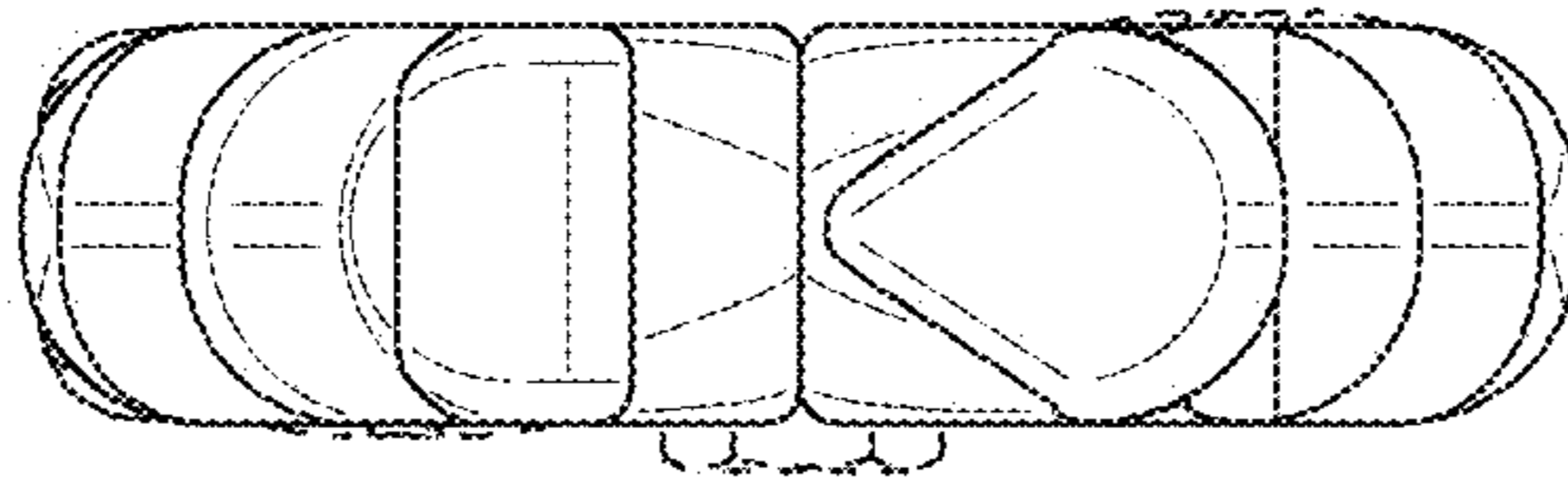


FIG. 7