



US00D703996S

(12) **United States Design Patent**
Shirley et al.

(10) **Patent No.:** **US D703,996 S**

(45) **Date of Patent:** **** May 6, 2014**

(54) **SEAL FOR A PRODUCE STORAGE CONTAINER**

(75) Inventors: **Nathan E. Shirley**, Orlando, FL (US);
Jan-Hendrik de Groote, Brussels (BE)

(73) Assignee: **Dart Industries Inc.**, Orlando, FL (US)

(**) Term: **14 Years**

(21) Appl. No.: **29/421,053**

(22) Filed: **May 11, 2012**

(51) **LOC (10) Cl.** **07-02**

(52) **U.S. Cl.**
USPC **D7/391**

(58) **Field of Classification Search**
USPC D7/323, 329–332, 337–339, 346–347,
D7/350.1–350.4, 353–367, 391–395,
D7/396.2, 402–406, 538, 542–543, 602,
D7/629; D9/422–426, 435–436, 447–449;
53/412; 99/324–325, 330–332,
99/337–340, 369, 400–418, 422, 425, 444,
99/483; 126/37 R, 41 R, 261, 378.1;
206/15.2, 501–505, 507–508; 219/387,
219/400, 405, 429–442, 452.11, 620–624,
219/725, 730–735; 220/254.9, 270, 315,
220/573.1–573.5, 785, 912; 426/438, 441
See application file for complete search history.

(56) **References Cited**

U.S. PATENT DOCUMENTS

2,492,846	A	12/1949	Coyle et al.	
4,000,830	A	1/1977	French	
D360,105	S *	7/1995	Doxey	D7/391
5,839,601	A	11/1998	Van Melle	
5,938,062	A	8/1999	Paramski	

6,029,843	A *	2/2000	Kroscher et al.	220/367.1
D446,419	S	8/2001	Ming-Shiue	
6,367,651	B2	4/2002	Laib et al.	
D465,382	S *	11/2002	Wolf et al.	D7/392.1
D465,969	S	11/2002	Morin	
D468,154	S *	1/2003	Klock et al.	D7/392.1
D475,239	S *	6/2003	Claypool	D7/392.1
D476,567	S	7/2003	Weiss et al.	
D572,587	S	7/2008	Rush et al.	
D583,191	S	12/2008	Wong	
7,611,029	B2	11/2009	Wong	
D615,349	S *	5/2010	Furlong	D7/392.1
7,845,510	B2	12/2010	Schmidtner et al.	
7,850,037	B2	12/2010	Schmidtner et al.	
7,874,447	B2	1/2011	Schmidtner et al.	
2008/0203092	A1	8/2008	Stamper et al.	
2011/0180543	A1	7/2011	Rusnak et al.	

* cited by examiner

Primary Examiner — Phillip S Hyder

(74) *Attorney, Agent, or Firm* — John A. Doninger

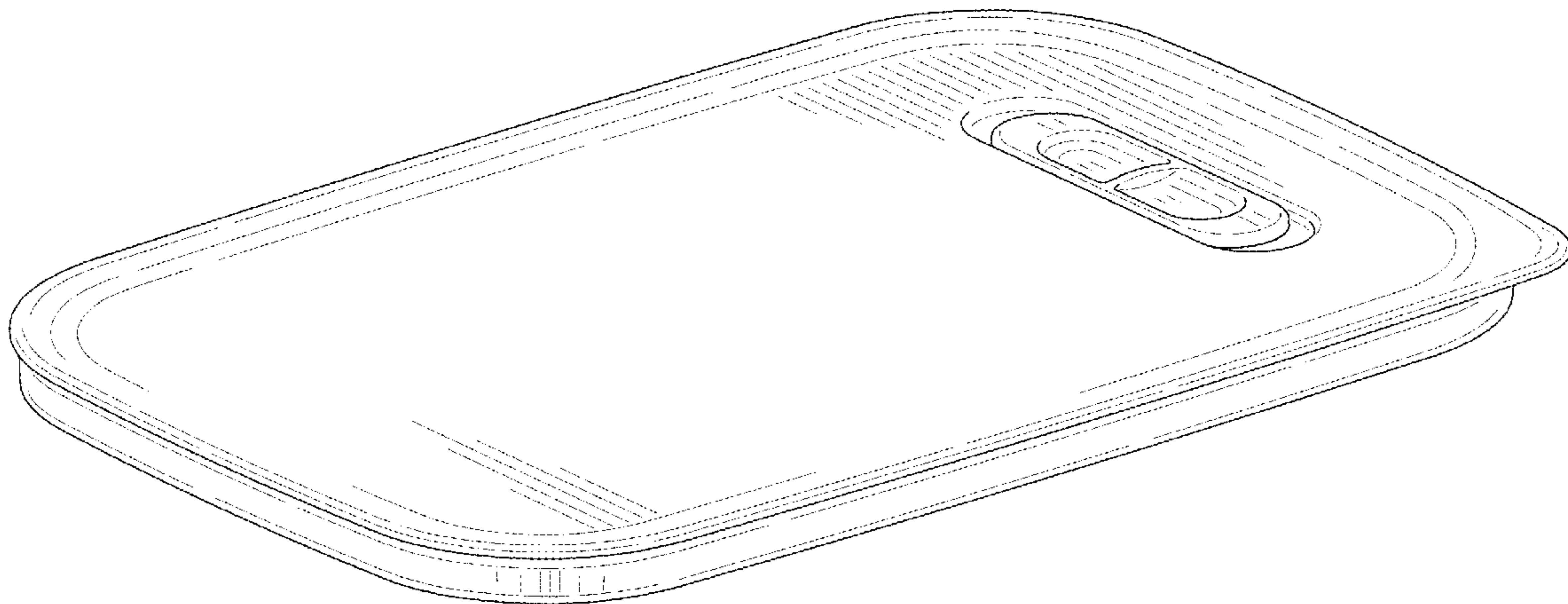
(57) **CLAIM**

The ornamental design for a seal for a produce storage container, as shown and described.

DESCRIPTION

FIG. 1 is a top, front and right side perspective view of a seal for a produce storage container showing my new design; FIG. 2 is a bottom, front and left side perspective view thereof; FIG. 3 is a front elevation view thereof; FIG. 4 is a rear elevation view thereof; FIG. 5 is a right side elevation view thereof; FIG. 6 is a left side elevation view thereof; FIG. 7 is a top plan view thereof; and, FIG. 8 is a bottom plan view thereof.

1 Claim, 4 Drawing Sheets



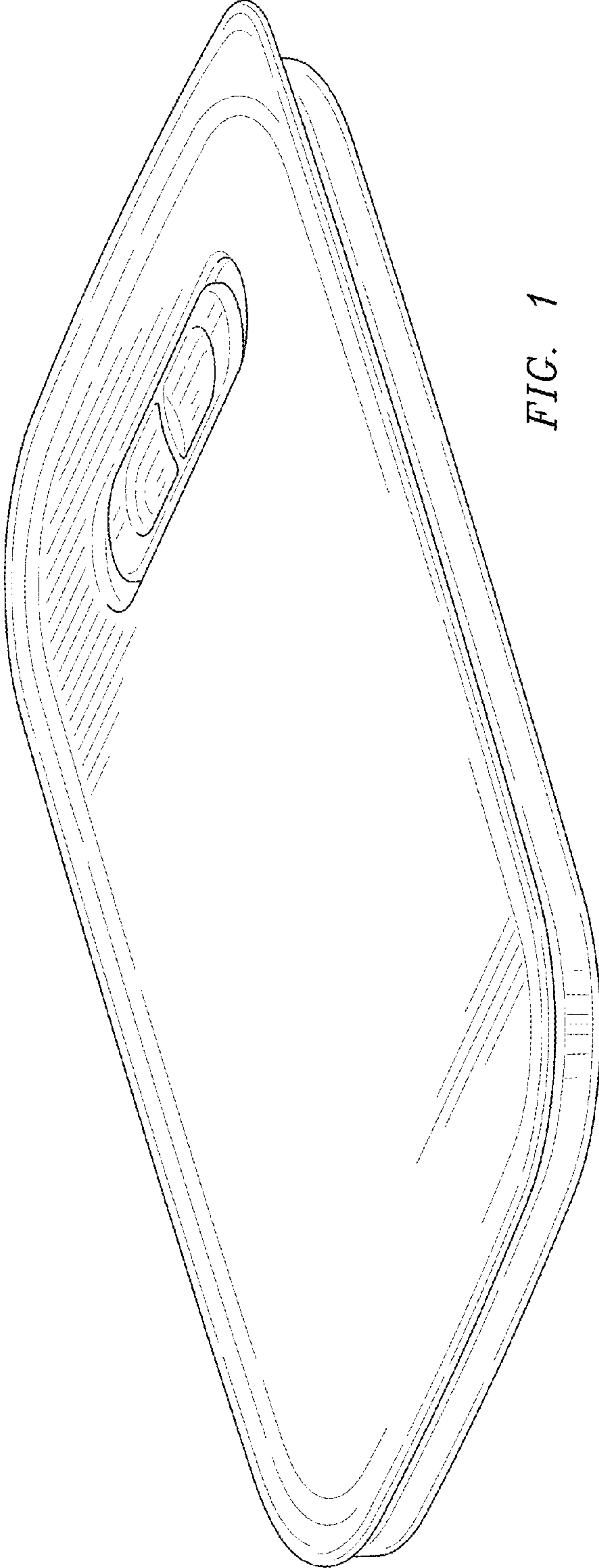


FIG. 1




FIG. 3




FIG. 4

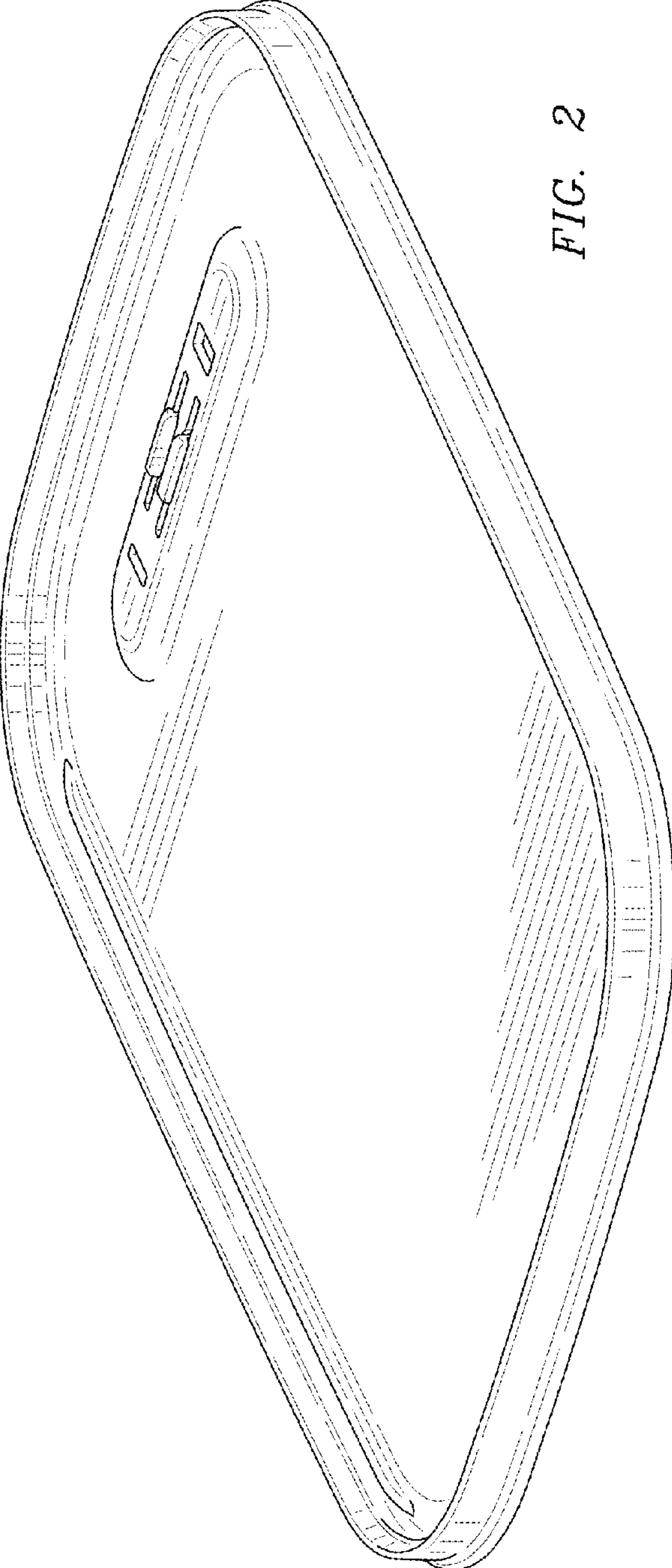


FIG. 2




FIG. 5



FIG. 6




FIG. 7




FIG. 8