



US00D703981S

(12) **United States Design Patent**
van Thiel

(10) **Patent No.:** **US D703,981 S**

(45) **Date of Patent:** **** May 6, 2014**

(54) **TABLE**

(75) Inventor: **Rudolph van Thiel**, Greensboro, NC
(US)

(73) Assignee: **Restoration Hardware, Inc.**, Corte
Madera, CA (US)

(**) Term: **14 Years**

(21) Appl. No.: **29/429,562**

(22) Filed: **Aug. 13, 2012**

(51) **LOC (10) Cl.** **06-03**

(52) **U.S. Cl.**
USPC **D6/688.19**

(58) **Field of Classification Search**
USPC D6/685, 686, 688, 688.11, 688.12,
D6/688.14, 688.15, 688.16, 688.19,
D6/688.21, 688.22, 688.23, 688.2, 691,
D6/691.5, 691.8, 708, 708.14, 709, 709.15,
D6/703.8; 108/150, 153.1, 156, 157.1,
108/161; 248/188, 188.1, 188.7, 188.8

See application file for complete search history.

(56) **References Cited**

U.S. PATENT DOCUMENTS

D154,413 S *	7/1949	Meucci	D6/451
D412,632 S *	8/1999	Walters et al.	D6/480
D470,342 S *	2/2003	Vaaler	D6/480
D569,660 S *	5/2008	Schmitt	D6/480

* cited by examiner

Primary Examiner — Janice Seeger

(74) *Attorney, Agent, or Firm* — Lewis Roca Rothgerber
LLP


(57) **CLAIM**

The ornamental design for a table, as shown and described.

DESCRIPTION

FIG. 1 is perspective view of an embodiment of a table show-
ing my new design;
FIG. 2 is a top plan view thereof;
FIG. 3 is a front elevational view (rear elevational view is a
mirror image thereof); and,
FIG. 4 is a right side elevational view (left side elevational
view is a mirror image thereof).

1 Claim, 3 Drawing Sheets



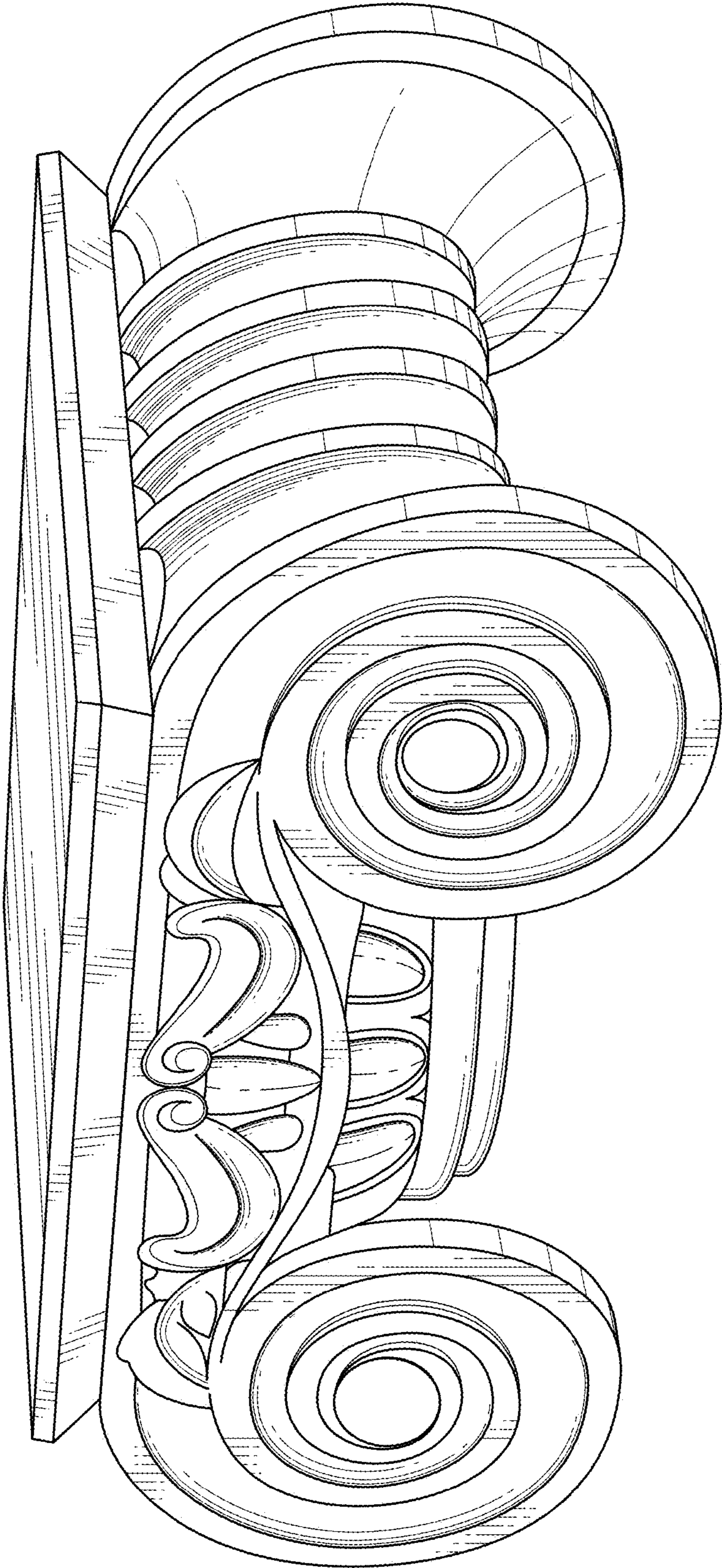


FIG. 1

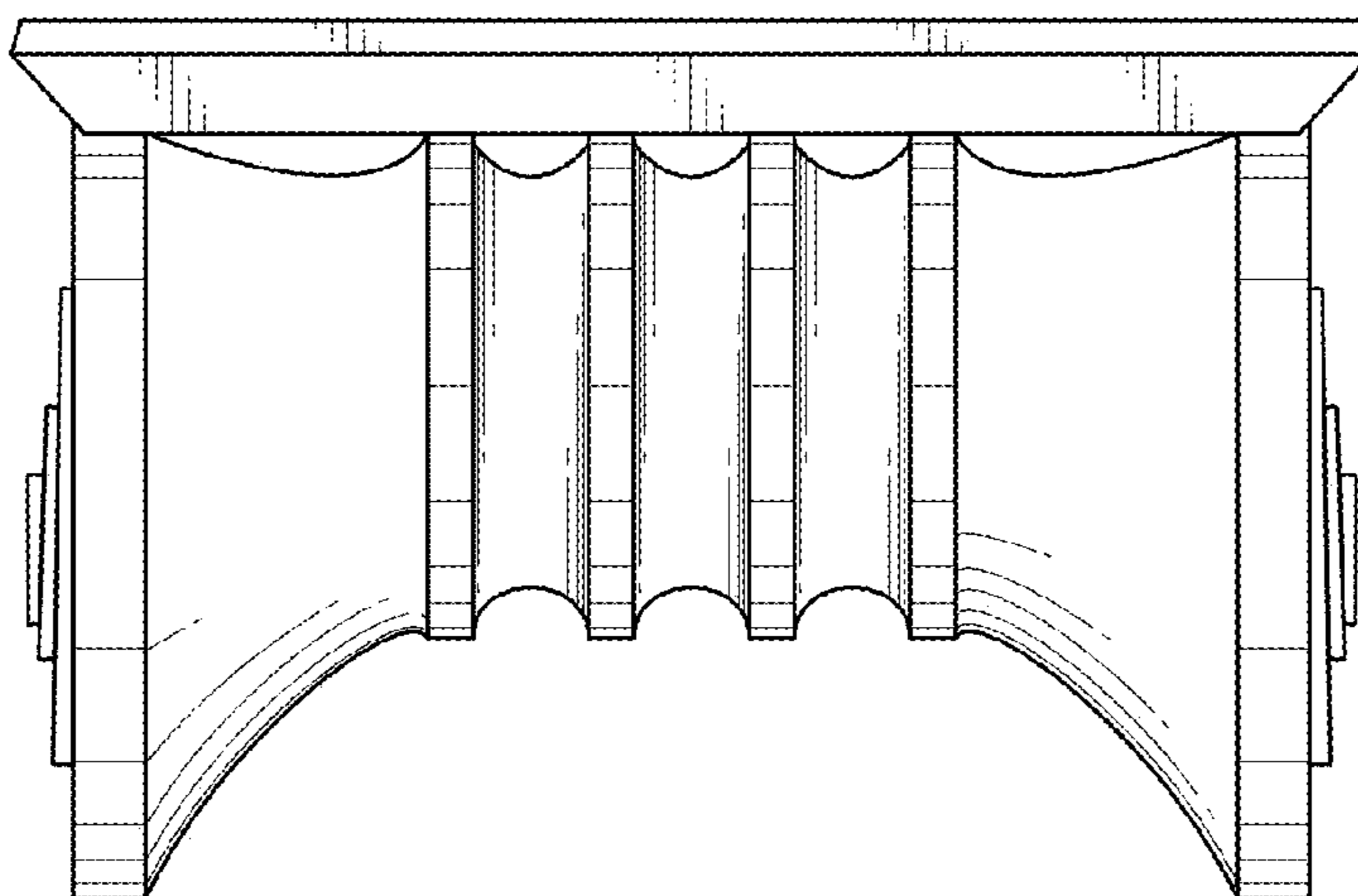


FIG. 2




FIG. 3




FIG. 4