



US00D703979S

(12) **United States Design Patent**
Saba

(10) **Patent No.:** **US D703,979 S**

(45) **Date of Patent:** **** May 6, 2014**

(54) **SHELF/DISPLAY UNIT**

(71) Applicant: **Walid Antoine Saba**, Dearborn, MI
(US)

(72) Inventor: **Walid Antoine Saba**, Dearborn, MI
(US)

(73) Assignee: **Chrysler Group LLC**, Auburn Hills, MI
(US)

(**) Term: **14 Years**

(21) Appl. No.: **29/472,234**

(22) Filed: **Nov. 11, 2013**

(51) **LOC (10) Cl.** **06-06**

(52) **U.S. Cl.**
USPC **D6/678**

(58) **Field of Classification Search**
USPC D6/396-397, 449, 465, 468, 476-479,
D6/499, 510-511, 553, 567, 570-571,
D6/678; 108/59-61, 91-93, 147.11,
108/158.11; 211/42-43, 181.1, 182, 188,
211/203; 312/7.2
See application file for complete search history.

(56) **References Cited**

U.S. PATENT DOCUMENTS

D312,362 S * 11/1990 Wightman D7/701
D327,433 S * 6/1992 Sewell D9/456

D358,725 S * 5/1995 Stender D6/407
D459,932 S * 7/2002 Ellwanger D6/571
D471,394 S * 3/2003 Robinson D6/574
D484,333 S * 12/2003 Frederick D6/479
D527,558 S * 9/2006 Ng et al. D6/511
D617,958 S * 6/2010 Benincasa et al. D30/108
D639,588 S * 6/2011 Sauer D6/511

* cited by examiner

Primary Examiner — Kelley Donnelly

(74) *Attorney, Agent, or Firm* — Ralph E. Smith

(57) **CLAIM**

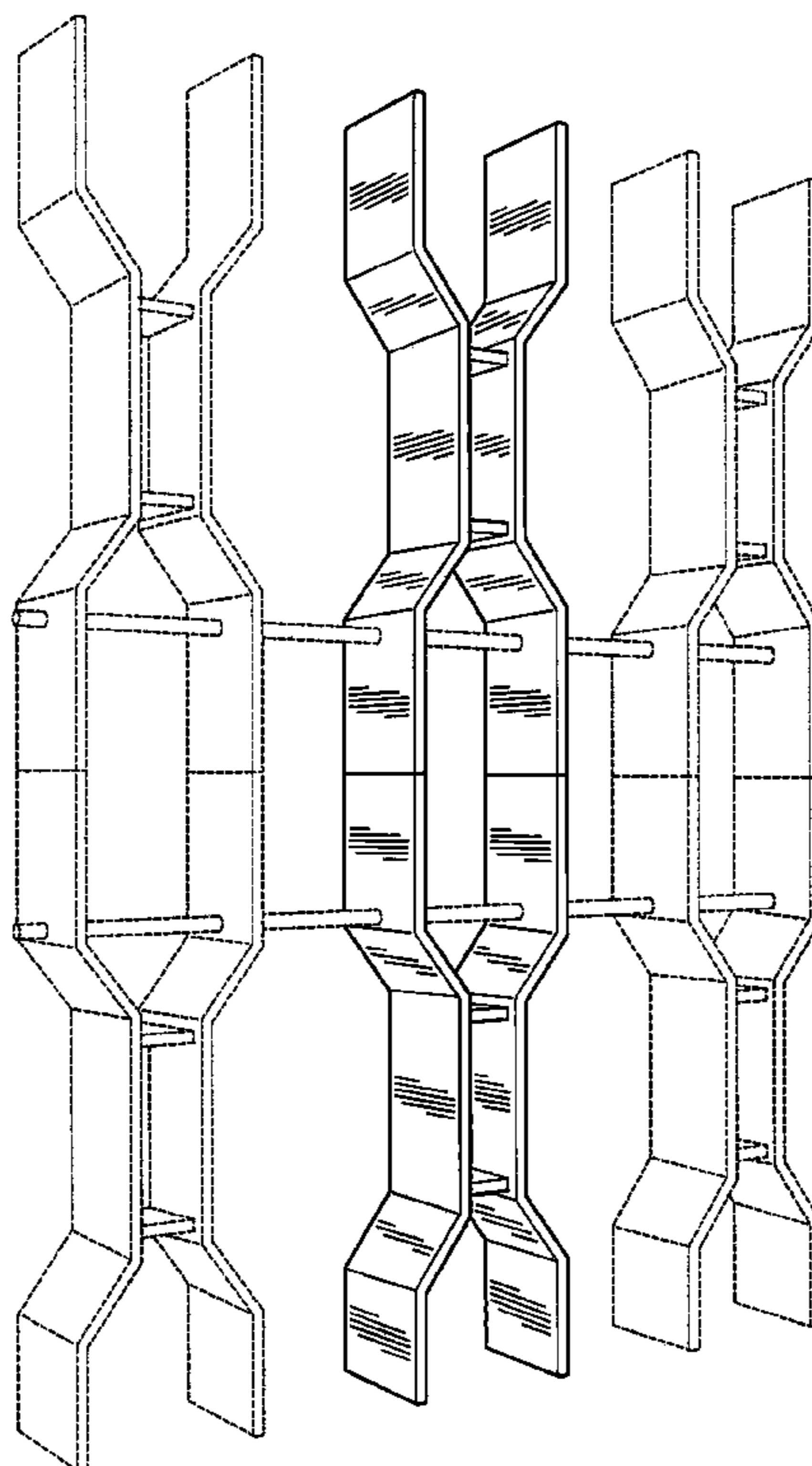
The ornamental design for a shelf/display unit, as shown and described.

DESCRIPTION

FIG. 1 is a front perspective view of a shelf/display unit showing my new design oriented in a vertical direction; FIG. 2 is a side plan view thereof; FIG. 3 is a front view thereof; and, FIG. 4 is a top view thereof.

It will be understood that the broken lines shown in the drawings illustrate portions of the shelf/display unit that form no part of claimed design.

1 Claim, 2 Drawing Sheets



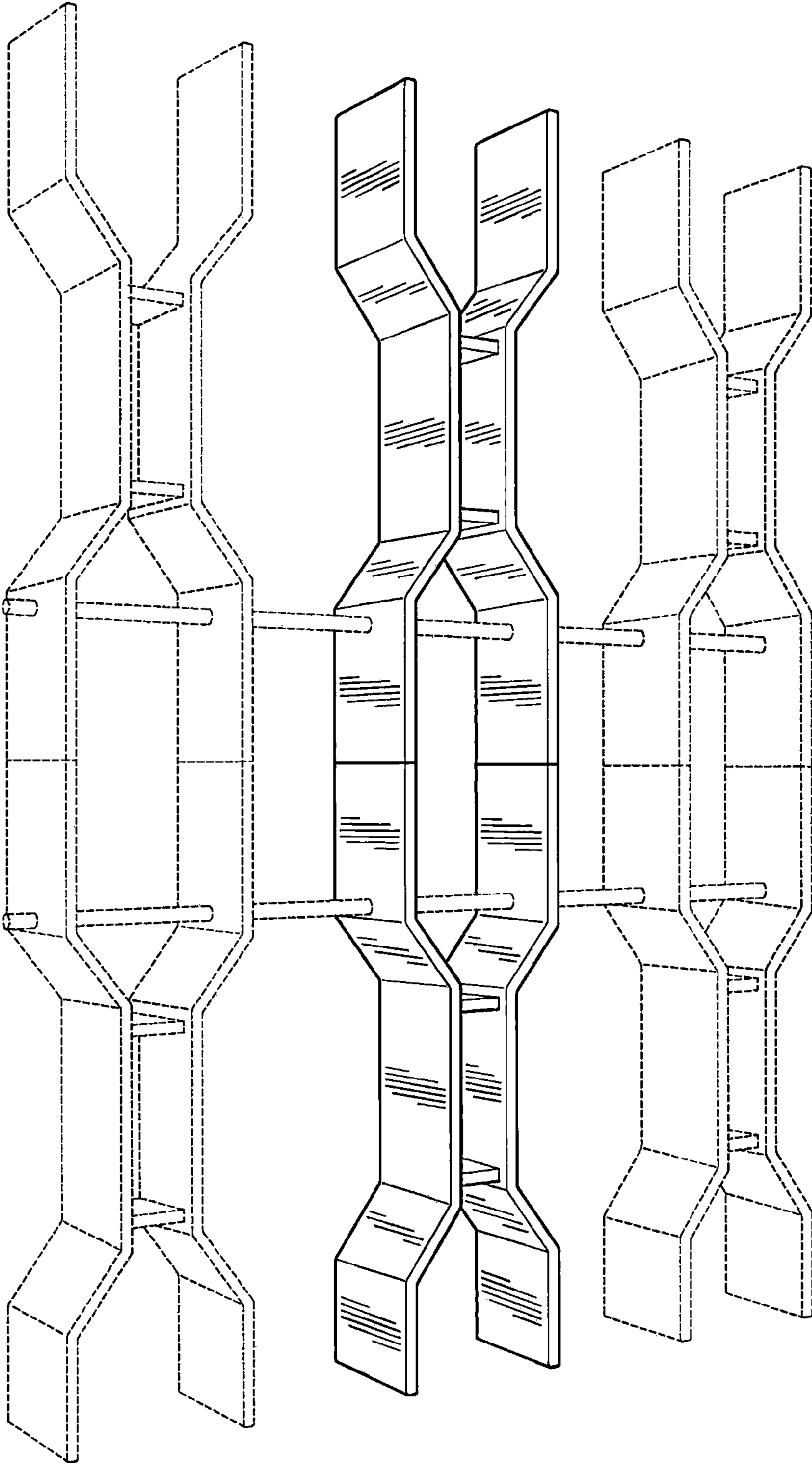


FIG. 1




FIG. 2

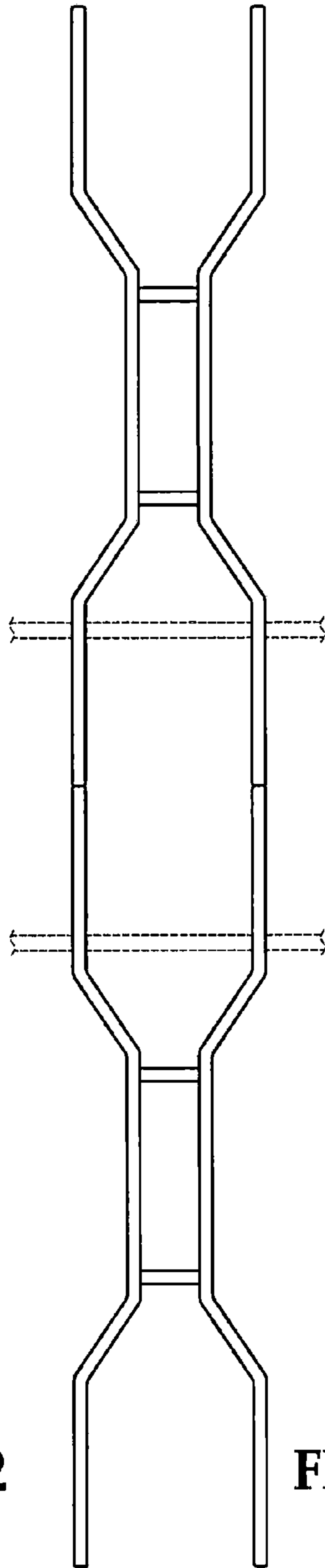


FIG. 3

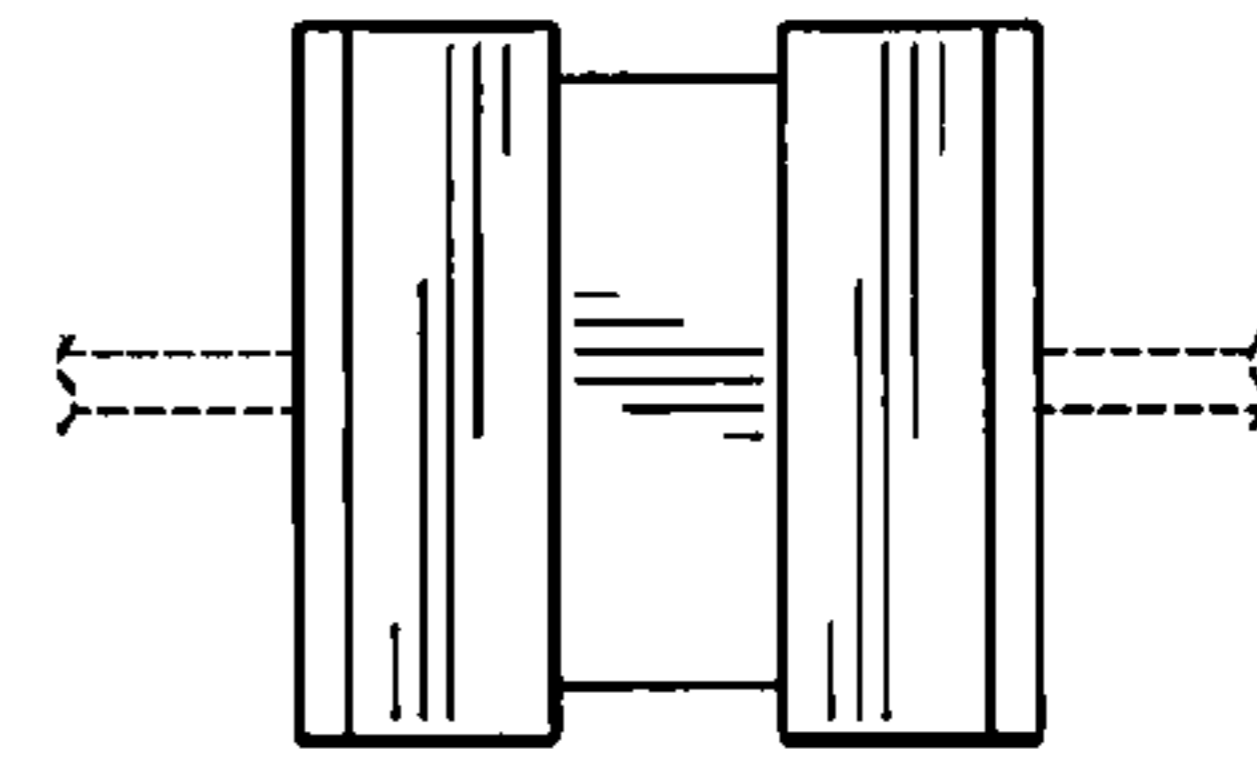


FIG. 4