



US00D703978S

(12) **United States Design Patent**  
**Suthmann**

(10) **Patent No.:** **US D703,978 S**

(45) **Date of Patent:** **\*\* May 6, 2014**

(54) **CABINET**

(71) Applicant: **KAESER Kompressoren AG**, Coburg (DE)

(72) Inventor: **Michael Suthmann**, Kranzberg (DE)

(73) Assignee: **KAESER Kompressoren AG**, Coburg (DE)

(\*\*) Term: **14 Years**

(21) Appl. No.: **29/441,604**

(22) Filed: **Jan. 8, 2013**

(30) **Foreign Application Priority Data**

Jul. 10, 2012 (EM) ..... 2070847

(51) **LOC (10) Cl.** ..... **06-04**

(52) **U.S. Cl.**  
USPC ..... **D6/669**

(58) **Field of Classification Search**  
USPC ..... D6/663, 664, 668, 668.1, 669, 671, D6/671.1, 671.2, 671.3, 671.4; 312/107, 312/108, 109, 111, 117, 138.1, 204, 237, 312/257.1; D7/347; D99/28  
See application file for complete search history.

(56) **References Cited**

**U.S. PATENT DOCUMENTS**

2,966,385 A \* 12/1960 Murphy et al. .... 312/108  
D206,033 S \* 10/1966 Koch ..... D99/28  
D238,300 S \* 12/1975 Klemm ..... D7/347

D262,848 S \* 2/1982 Dowse ..... D6/669  
D284,243 S \* 6/1986 Barber ..... D6/663  
D323,229 S \* 1/1992 Dove ..... D99/28  
D325,926 S \* 5/1992 Quedenfeld ..... D6/671  
D327,793 S \* 7/1992 McGrory ..... D6/663  
D482,105 S \* 11/2003 Rasic et al. .... D6/671  
D528,824 S \* 9/2006 Grosfillex ..... D6/671  
D685,155 S \* 6/2013 Budde et al. .... D99/28

\* cited by examiner

*Primary Examiner* — Mimoso De

(74) *Attorney, Agent, or Firm* — Panitch Schwarze Belisario & Nadel LLP

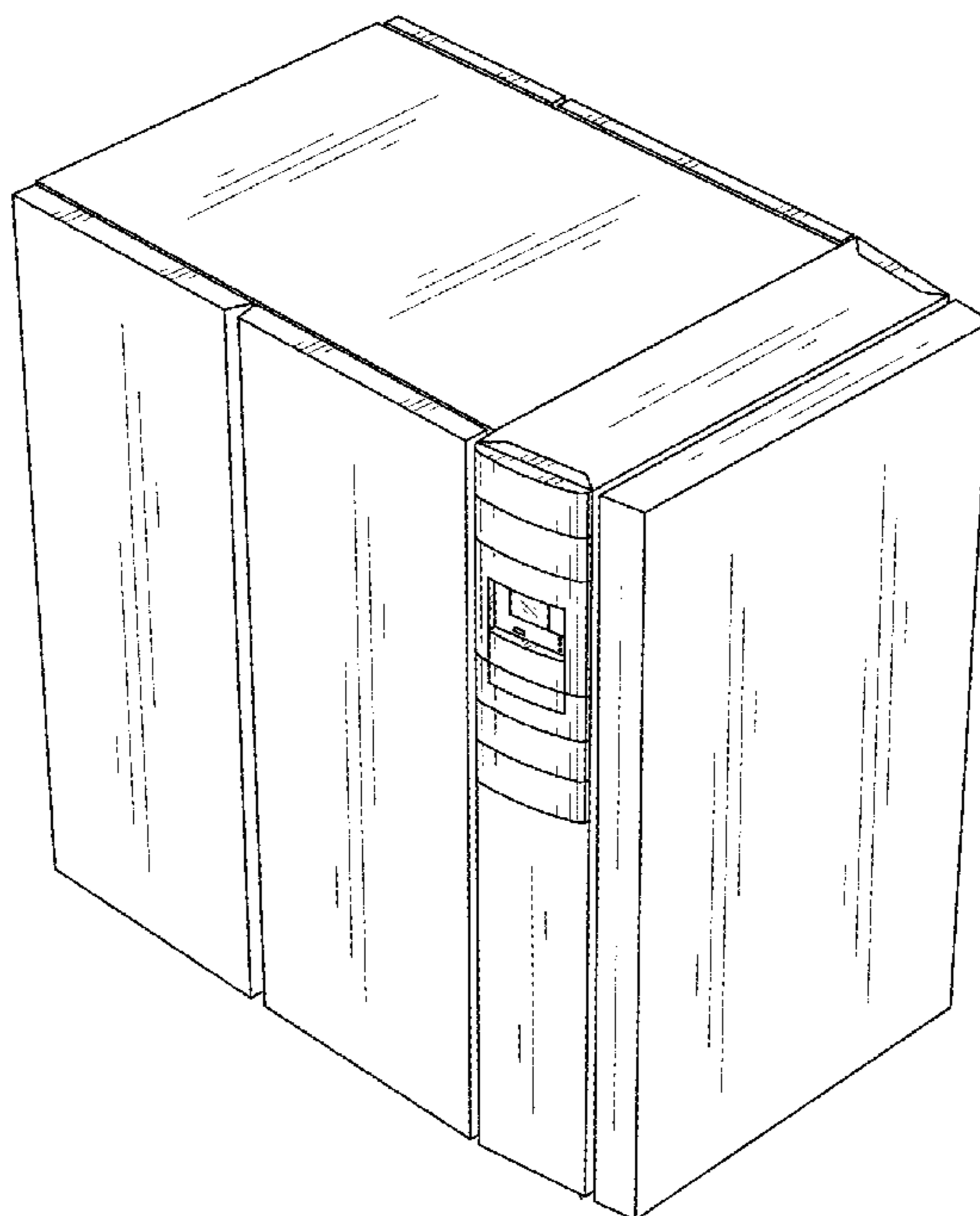
(57) **CLAIM**

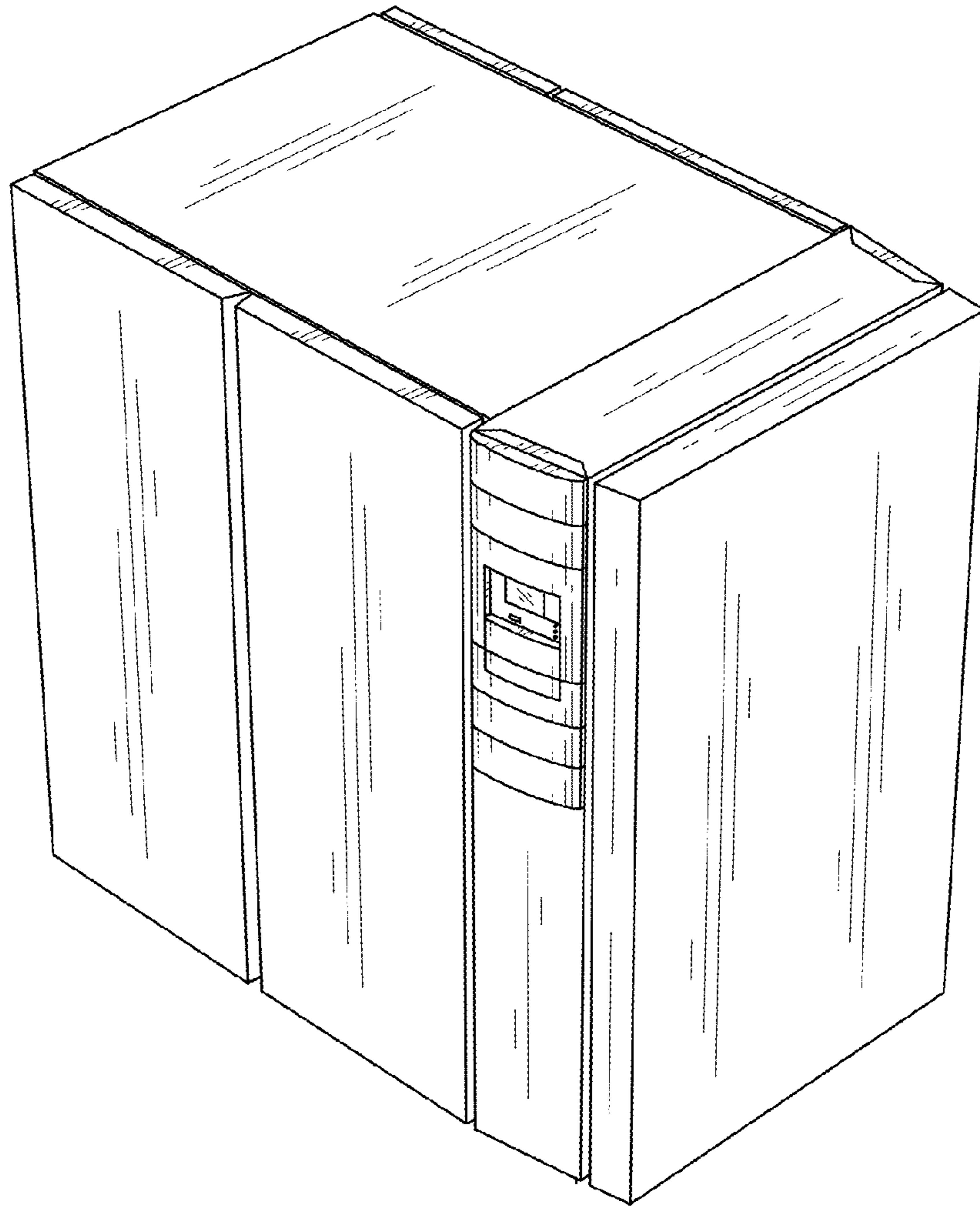
The ornamental design for a cabinet, as shown and described.

**DESCRIPTION**

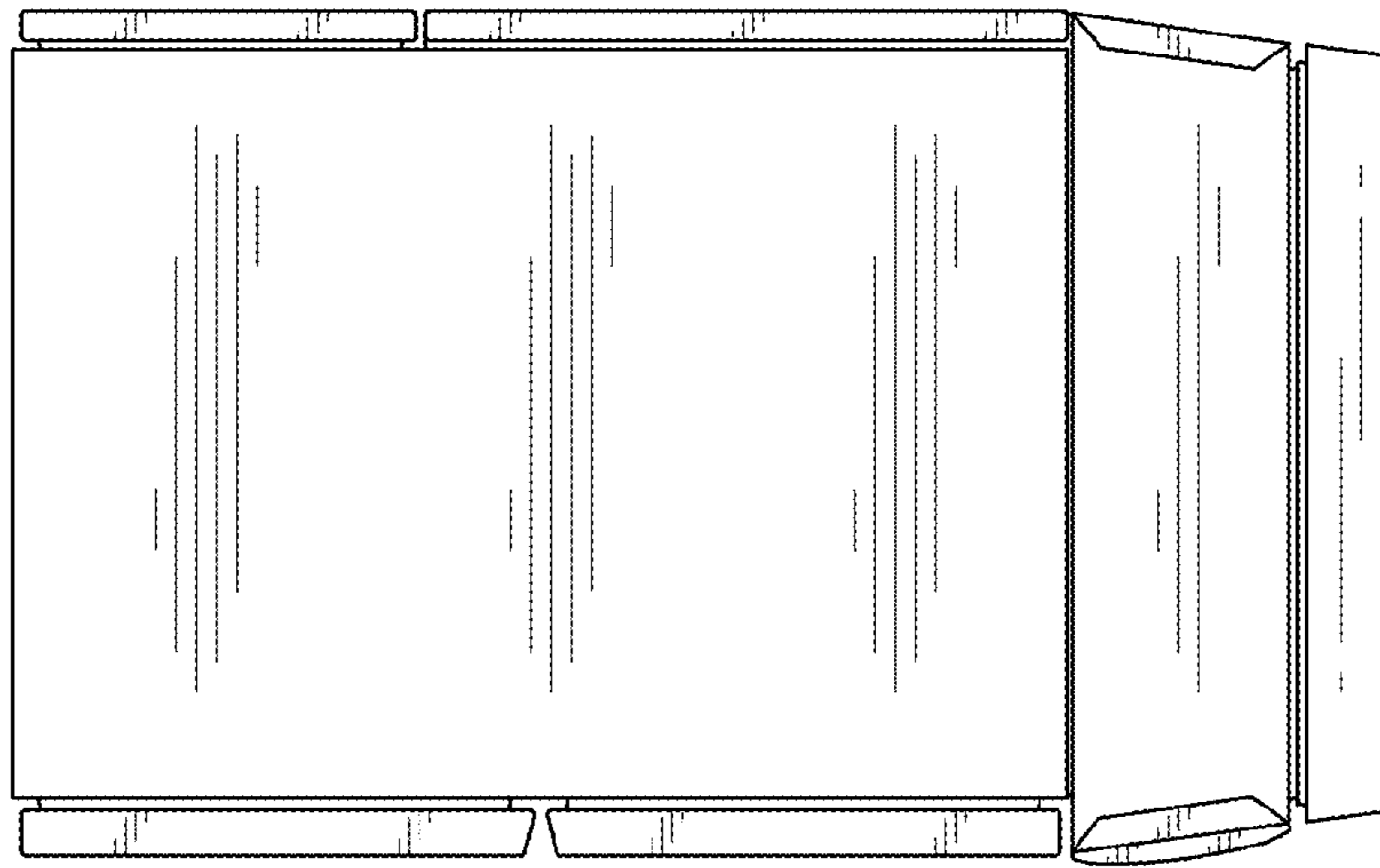
FIG. 1 is a front perspective view of a cabinet in accordance with my new design;  
FIG. 2 is a top plan view thereof;  
FIG. 3 is a front elevational view thereof;  
FIG. 4 is a rear elevational view thereof;  
FIG. 5 is a right side elevational view thereof; and,  
FIG. 6 is a left side elevational view thereof.  
The broken lines in the figures are for illustrating environmental structure only and form no part of the claimed design. The bottom view is not shown in the drawings or described in the specification and, therefore, forms no part of the claimed design.

**1 Claim, 3 Drawing Sheets**

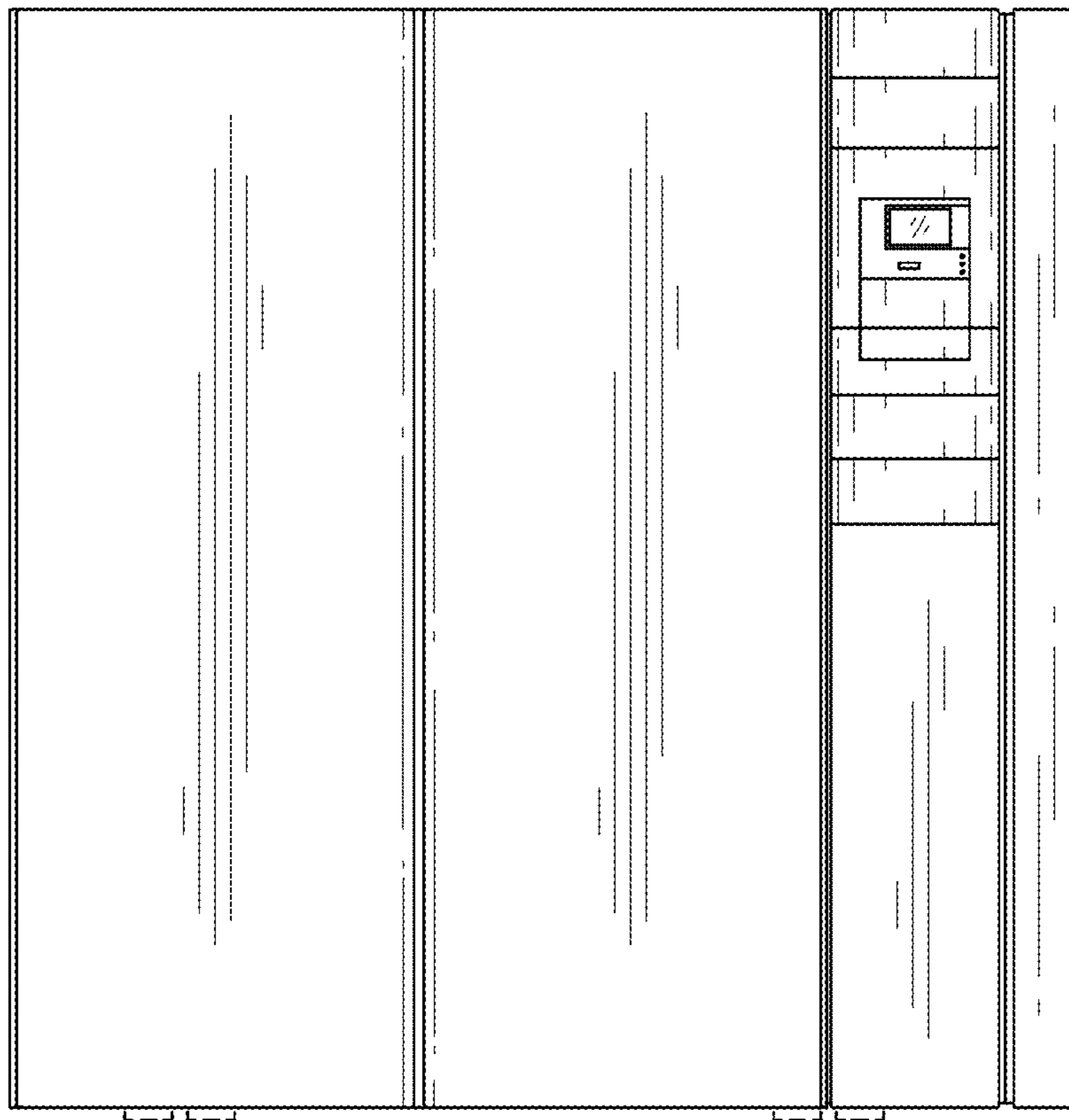





*Fig. 1*



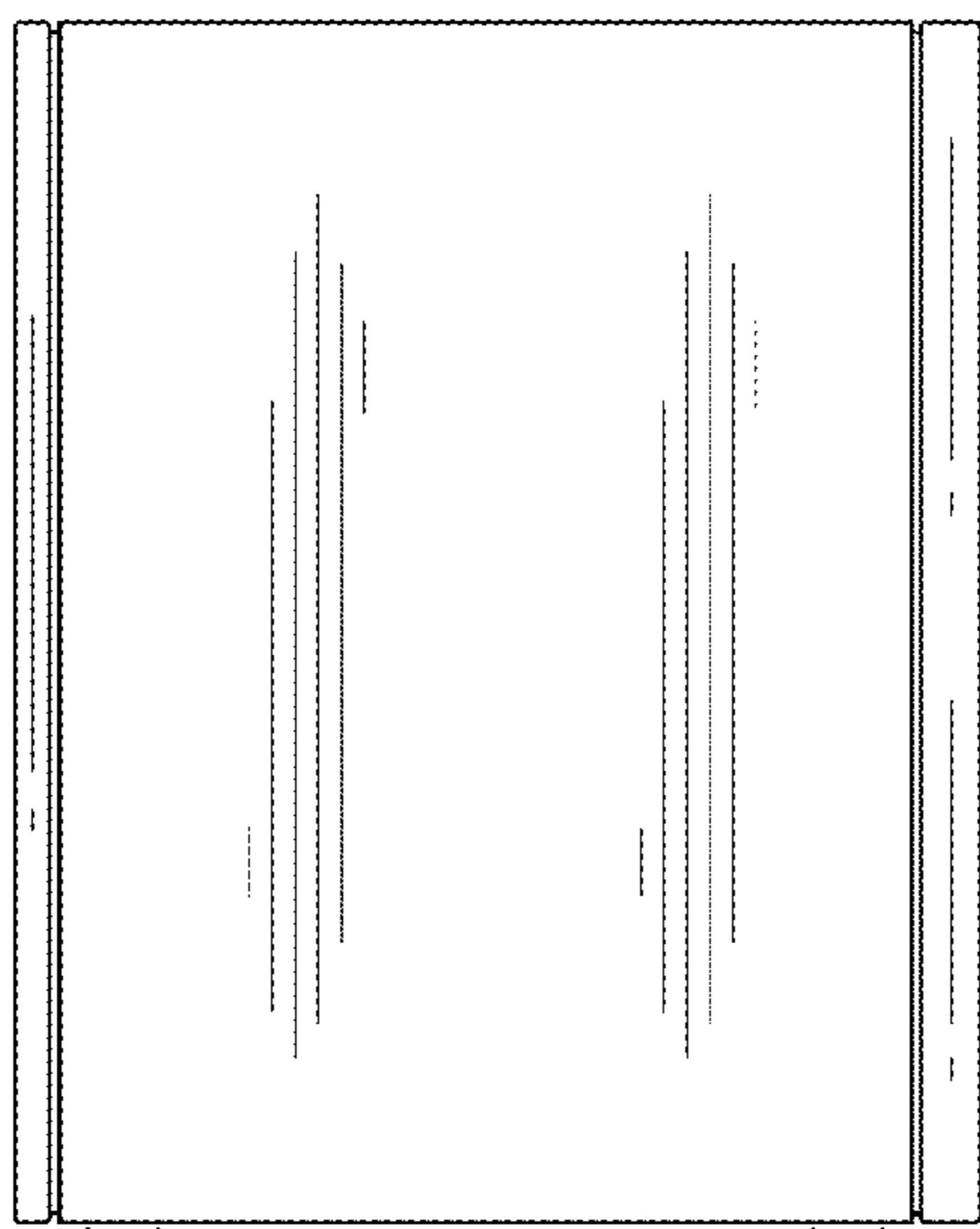
*Fig. 2*



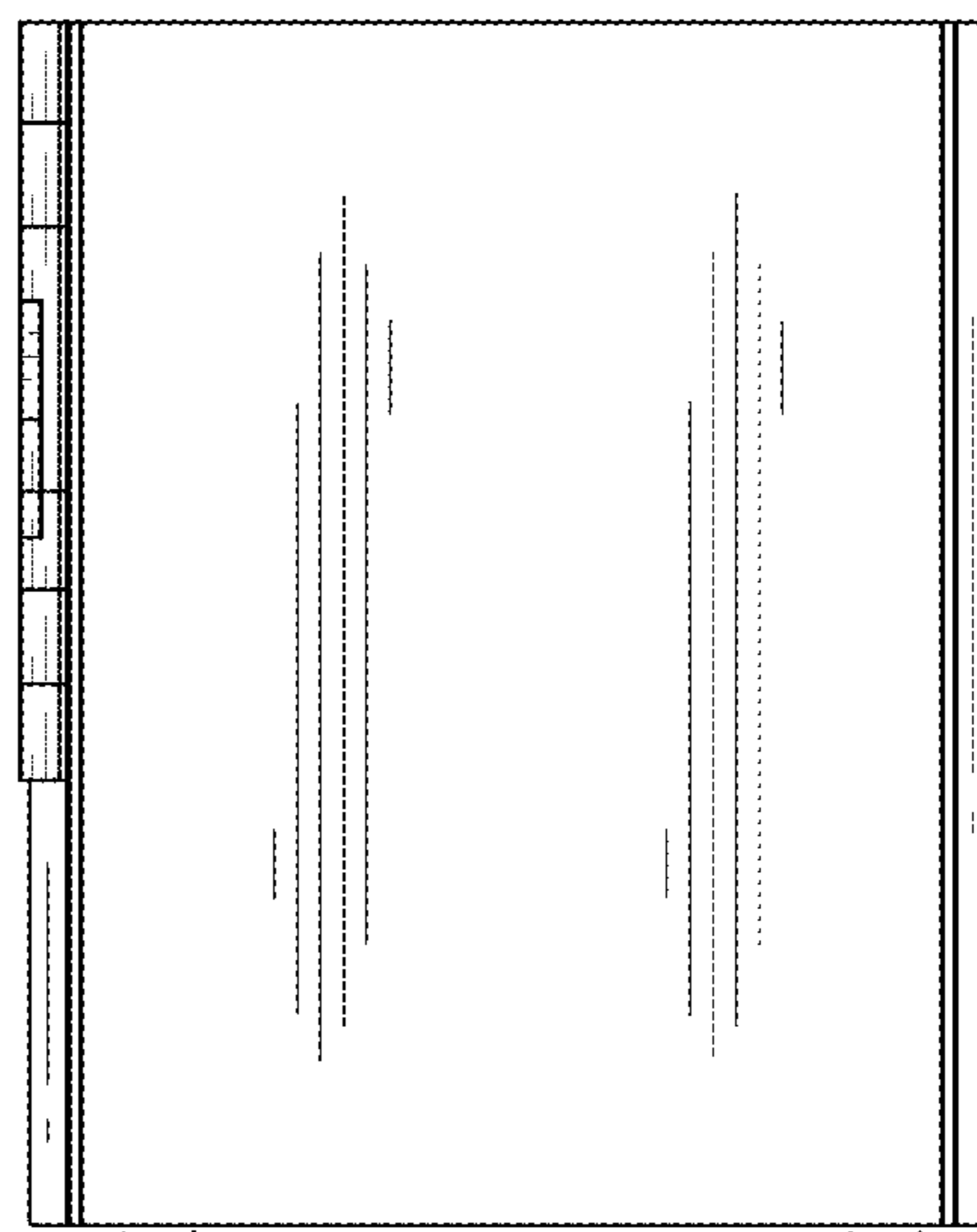
*Fig. 3*



*Fig. 4*



*Fig. 5*



*Fig. 6*