



US00D703955S

(12) **United States Design Patent**
Nanda

(10) **Patent No.:** **US D703,955 S**

(45) **Date of Patent:** **** May 6, 2014**

(54) **SLIDING INTERDENTAL BRUSH**

(75) Inventor: **Puneet Nanda**, Cerritos, CA (US)

(73) Assignee: **Dr. Fresh, LLC**, Buena Park, CA (US)

(**) Term: **14 Years**

(21) Appl. No.: **29/396,521**

(22) Filed: **Jun. 30, 2011**

(51) **LOC (10) Cl.** **04-02**

(52) **U.S. Cl.**
USPC **D4/104**; D4/108; D4/111; D4/121

(58) **Field of Classification Search**
USPC D4/101–112, 121, 128, 131; D28/7, 65,
D28/68; 15/167.1, 184, 206
See application file for complete search history.

(56) **References Cited**

U.S. PATENT DOCUMENTS

6,325,626 B1 * 12/2001 Blass 433/141
6,973,932 B2 * 12/2005 Ko 132/309

FOREIGN PATENT DOCUMENTS

KR 30-0415370 S * 5/2006
KR 10-2010-0029487 A * 3/2010 A61C 15/00
TW D131283 S * 10/2009

OTHER PUBLICATIONS

FR 961919-001 Registered Design Application, (Laboratoires Crinex SA) Aug. 23, 1996, [online], [retrieved on Jun. 17, 2013] Retrieved from the Design Database of the Institut National de la Propriété Industrielle using the Internet: <http://bases-modeles.inpi.fr>.*

* cited by examiner

Primary Examiner — Melanie H Tung

Assistant Examiner — Lavone D Tabor

(74) *Attorney, Agent, or Firm* — Snell & Wilmer LLP

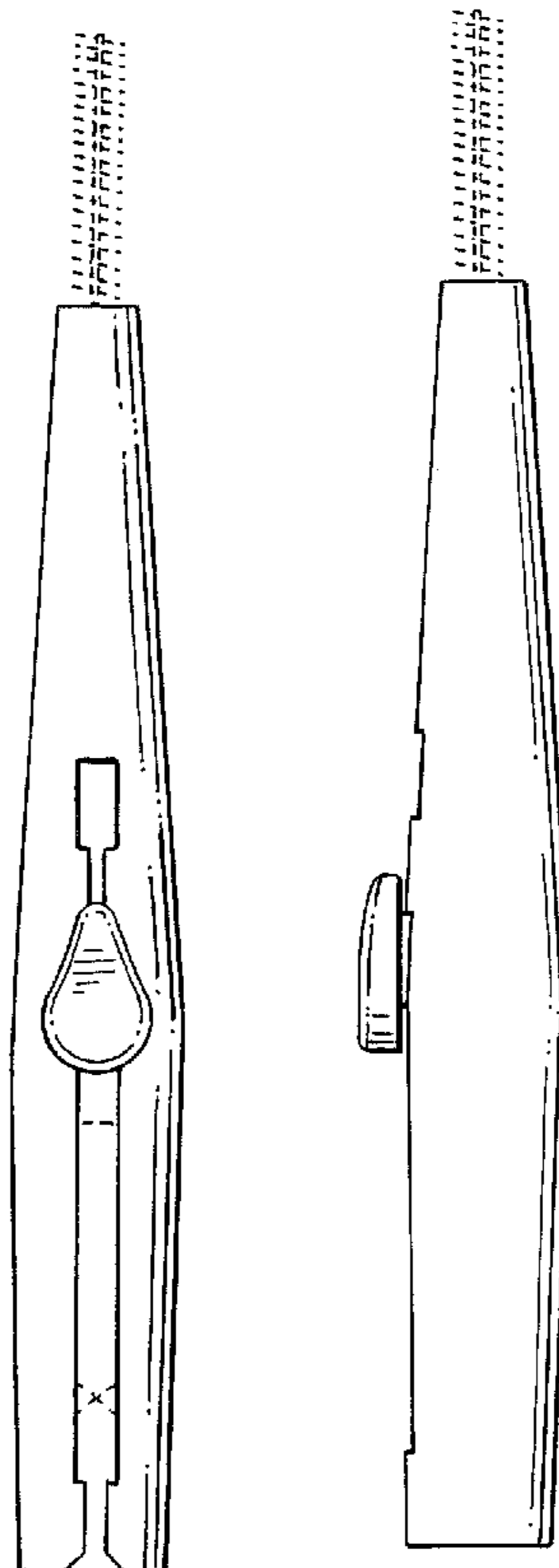
(57) **CLAIM**

I claim the ornamental design for a sliding interdental brush, as shown and described.

DESCRIPTION

FIG. 1 is a perspective view of the sliding interdental brush showing my new design; FIG. 2 is a front view of the sliding interdental brush; FIG. 3 is a rear view of the sliding interdental brush; FIG. 4 is a right side view of the sliding interdental brush; and, FIG. 5 is a top view of the sliding interdental brush. The broken lines showing the brush head, the brief surface within the handle and immediately below the button, and the elements within the handle near its distal end illustrate portions of the sliding interdental brush that form no part of the claimed design.

1 Claim, 2 Drawing Sheets



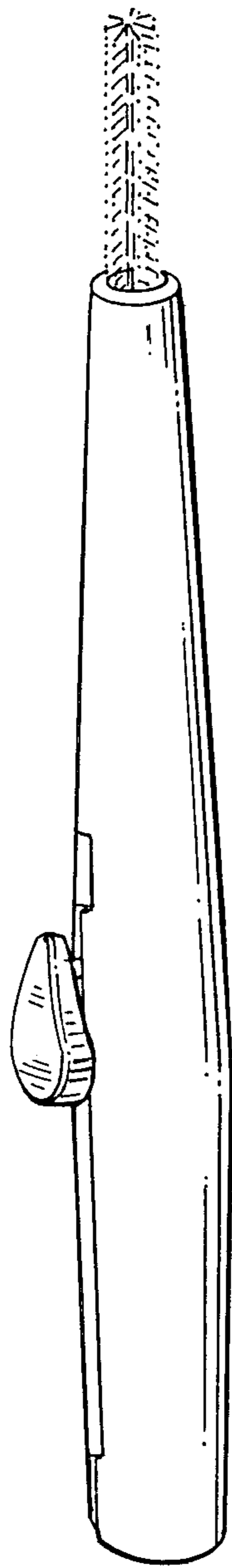


FIG. 1

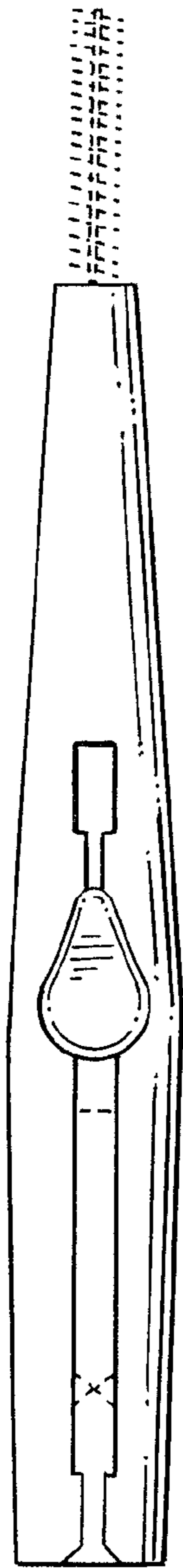


FIG. 2

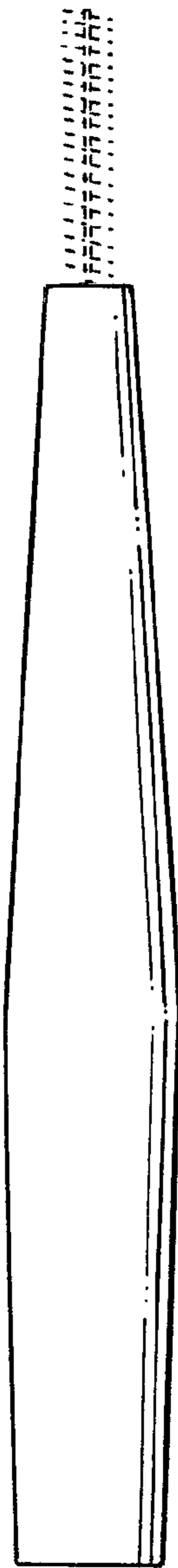


FIG. 3

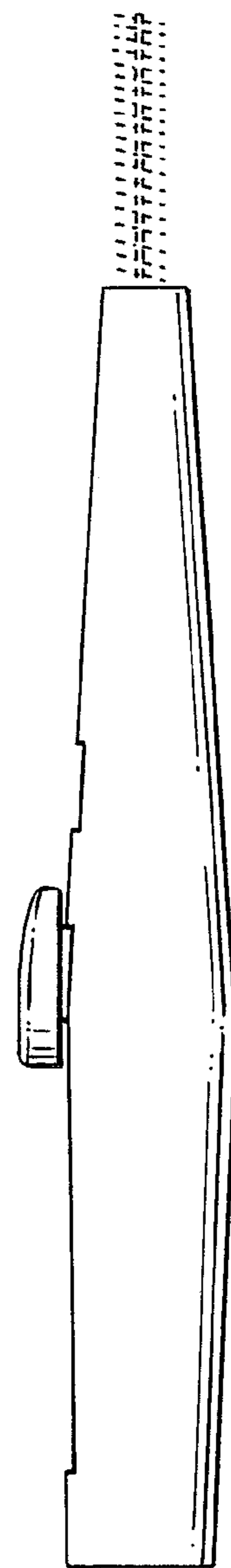


FIG. 4

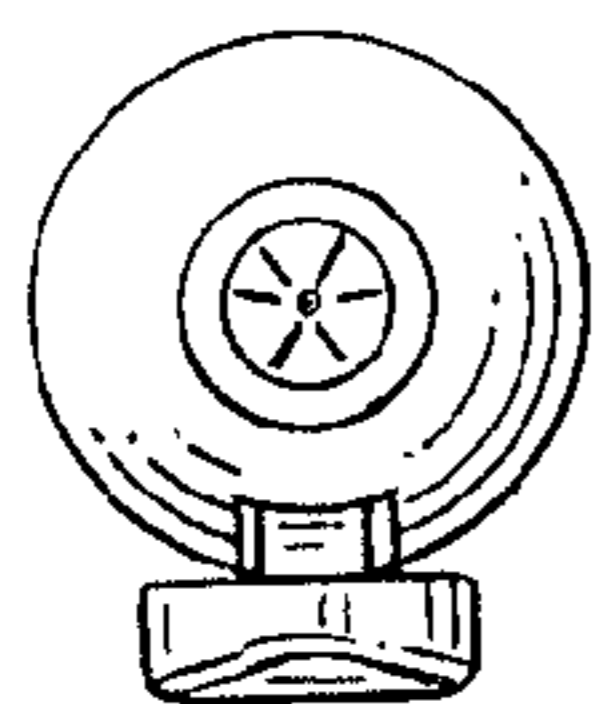


FIG. 5