



US00D703952S

(12) **United States Design Patent**
Smith

(10) **Patent No.:** **US D703,952 S**

(45) **Date of Patent:** **** *May 6, 2014**

(54) **SHOE BAG**

(75) Inventor: **Omega Smith**, Brampton (CA)

(73) Assignee: **Omega Smith**, Brampton, Ontario (CA)

(*) Notice: This patent is subject to a terminal disclaimer.

(**) Term: **14 Years**

(21) Appl. No.: **29/361,840**

(22) Filed: **May 16, 2010**

(51) **LOC (10) Cl.** **03-01**

(52) **U.S. Cl.**
USPC **D3/289; D3/271.4; D3/301**

(58) **Field of Classification Search**
USPC **D3/271.4, 273, 276, 288, 289, 290, 291, D3/292, 301; 206/278, 822, 315.1; 190/13 F, 115; 383/6, 25, 100-103**
See application file for complete search history.

(56) **References Cited**

U.S. PATENT DOCUMENTS

1,997,637 A * 4/1935 Gebelein 383/25
D259,677 S * 6/1981 Rosenow D3/289

D444,944 S * 7/2001 Smith et al. D3/301
D504,230 S * 4/2005 Thomas D3/290
D543,449 S * 5/2007 Zakaria D3/289
D547,063 S * 7/2007 Soetardjo et al. D3/269
D563,099 S * 3/2008 Sandman D3/257
D564,757 S * 3/2008 Mason D3/290
D584,509 S * 1/2009 Weir D3/289
D603,164 S * 11/2009 Meier et al. D3/289
D632,010 S * 2/2011 Staiano D3/289

* cited by examiner

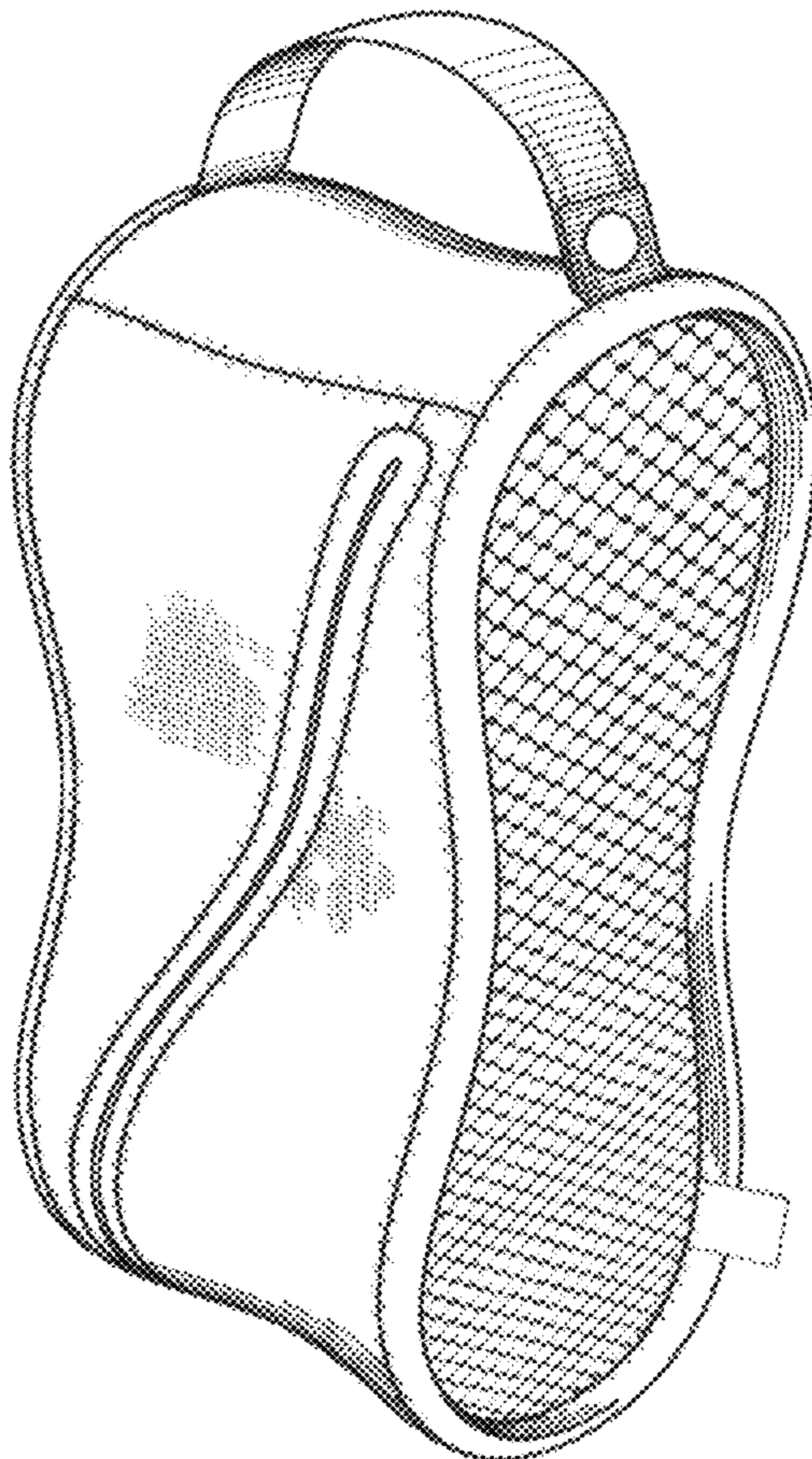
Primary Examiner — Jennifer Rivard

(57) **CLAIM**
The ornamental design for a shoe bag, as shown.

DESCRIPTION

FIG. 1 is a front elevation view of the shoe bag showing my new design;
FIG. 2 is a back elevation view thereof;
FIG. 3 is a left side elevation view thereof;
FIG. 4 is a right side elevation view thereof;
FIG. 5 is a top plan view thereof; and,
FIG. 6 is a bottom plan view thereof.

1 Claim, 2 Drawing Sheets



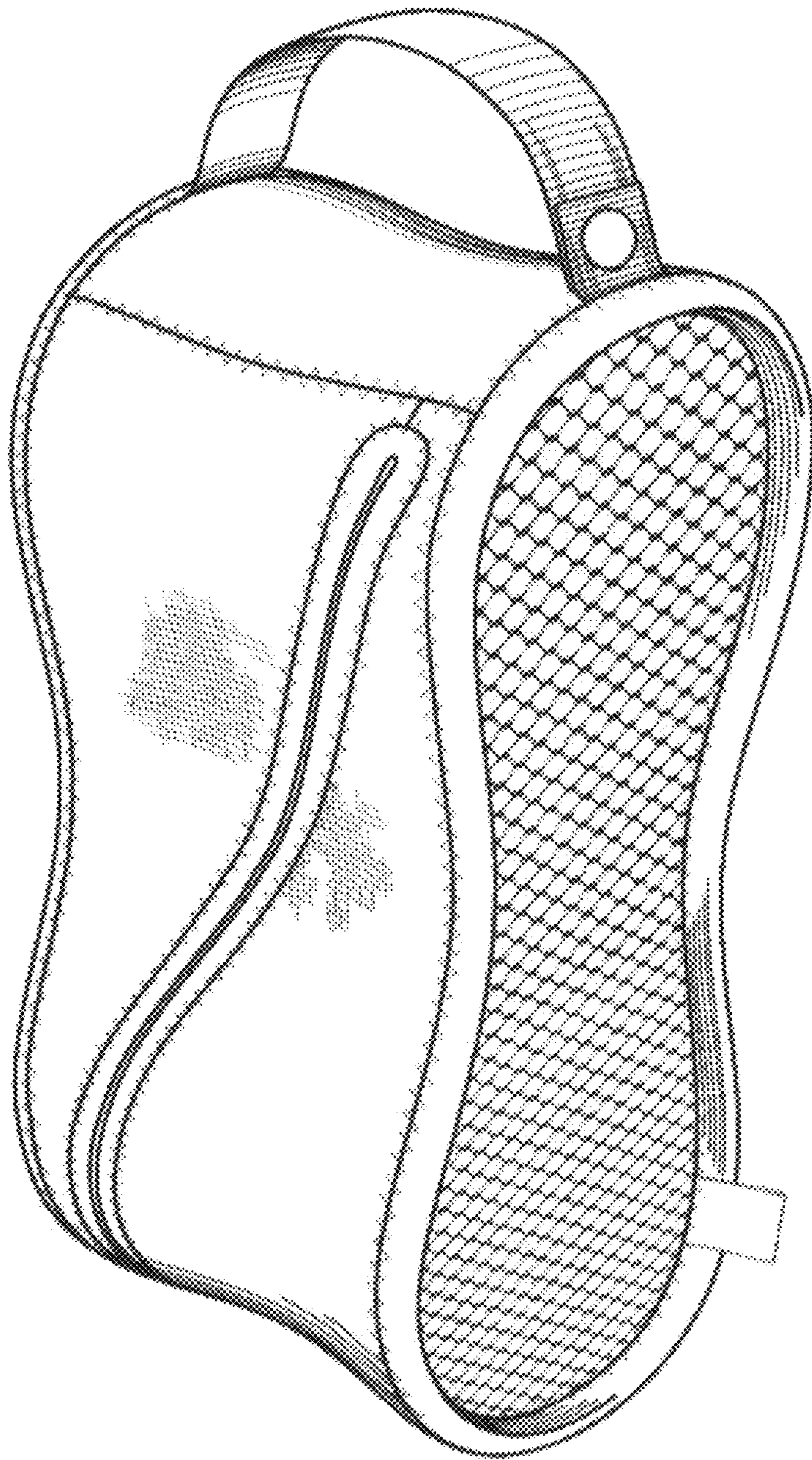


Fig. 1

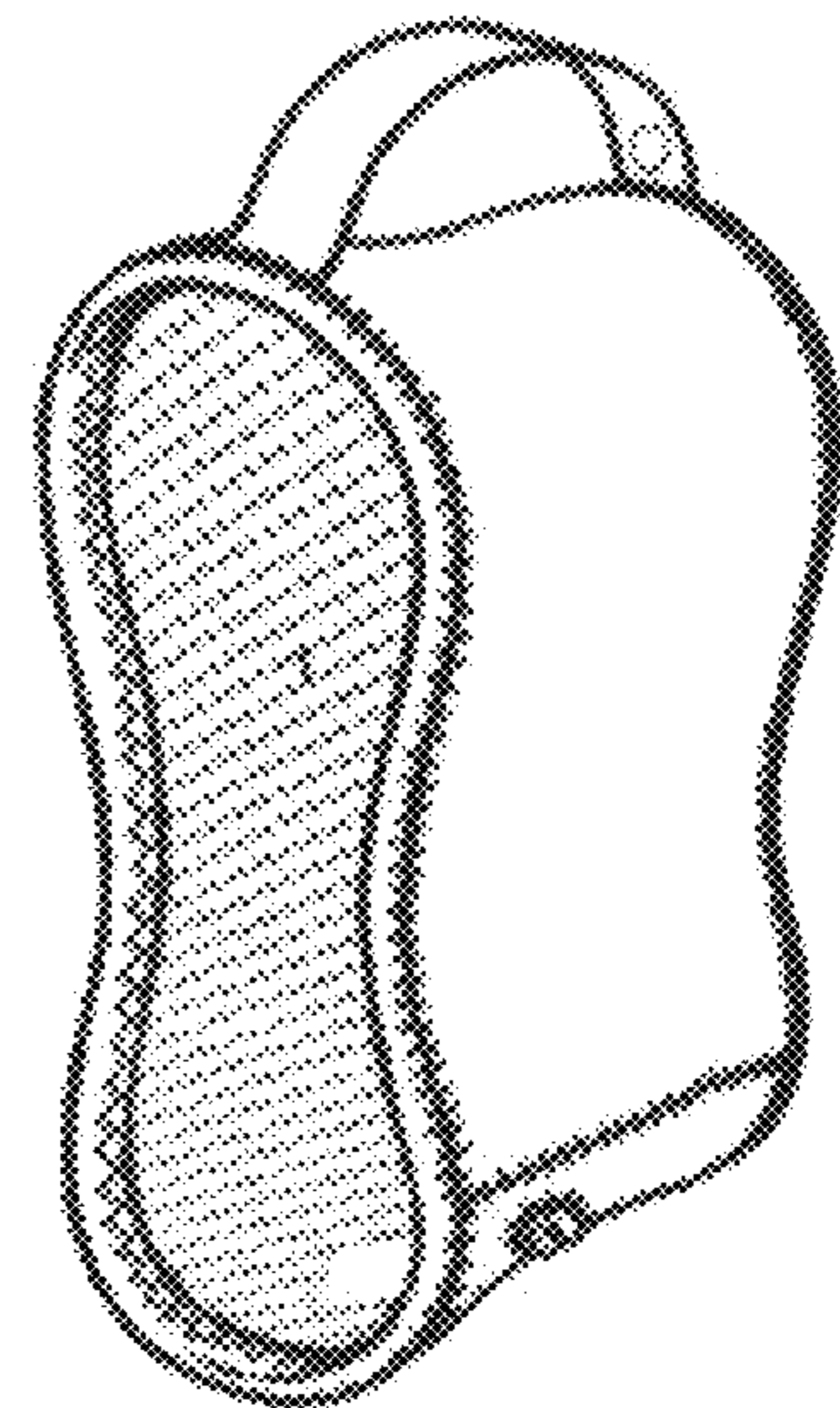


Fig. 2




Fig. 5

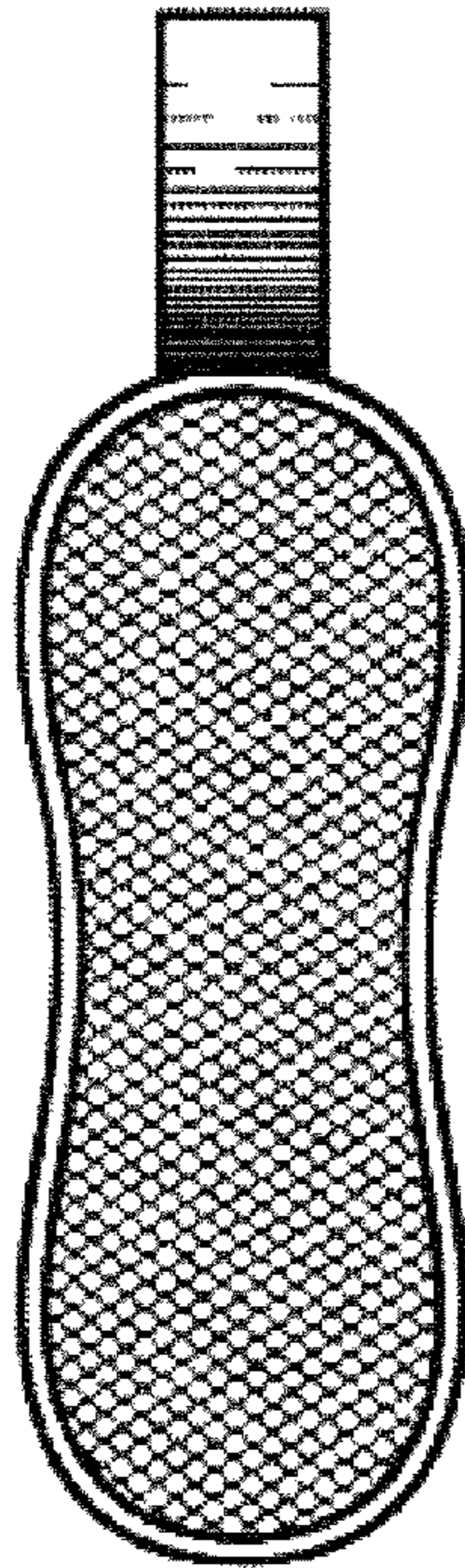


Fig. 3

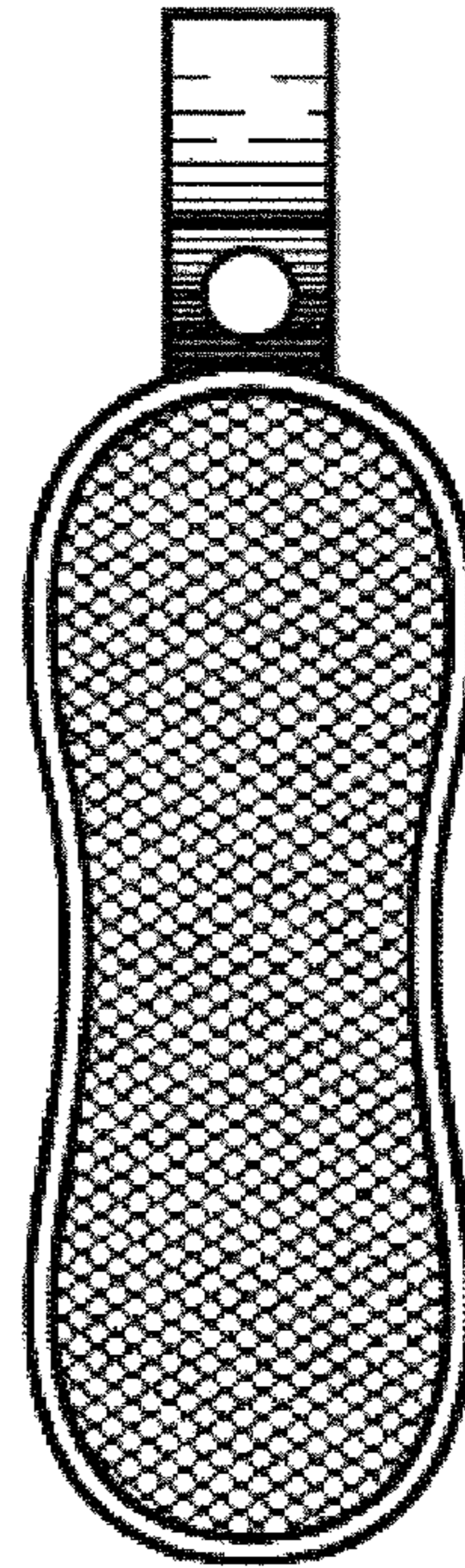


Fig. 4




Fig. 6