



US00D703931S

(12) **United States Design Patent**
Bikowski

(10) **Patent No.:** **US D703,931 S**

(45) **Date of Patent:** **** May 6, 2014**

- (54) **SOLE**
- (71) Applicant: **ECCO Sko A/S, Bredebro (DK)**
- (72) Inventor: **Andrzej Bikowski, Harrislee (DE)**
- (73) Assignee: **ECCO Sko A/S, Bredebro (DK)**
- (**) Term: **14 Years**
- (21) Appl. No.: **29/432,958**
- (22) Filed: **Sep. 24, 2012**

D483,554 S *	12/2003	Burg et al.	D2/952
D508,307 S *	8/2005	Burg et al.	D2/953
D513,842 S *	1/2006	Paytuvi	D2/957
D530,492 S *	10/2006	McClaskie	D2/957
D584,491 S *	1/2009	Matis	D2/956
D584,492 S *	1/2009	Lee	D2/957
D586,092 S *	2/2009	Mermet	D2/957
7,762,008 B1 *	7/2010	Clark et al.	36/3 B
D630,422 S *	1/2011	Davis	D2/951
7,941,938 B2 *	5/2011	Yu et al.	36/25 R
7,941,941 B2 *	5/2011	Hazenberget al.	36/28
D642,362 S *	8/2011	Miner	D2/957
D650,155 S *	12/2011	Liow	D2/916
D659,967 S *	5/2012	Miner	D2/957
D662,292 S *	6/2012	Meynard	D2/923

(Continued)

- (30) **Foreign Application Priority Data**
Mar. 27, 2012 (EM) 002015628-0003
- (51) **LOC (10) Cl.** **02-04**
- (52) **U.S. Cl.**
USPC **D2/957; D2/951; D2/953; D2/959;**
D2/960
- (58) **Field of Classification Search**
USPC D2/902, 906, 908, 916, 918, 925,
D2/946-962, 977; 36/3 B, 22 R, 24.5, 25 R,
36/28, 32 R, 34 R, 59 C, 67 A, 103
See application file for complete search history.

Primary Examiner — T. Chase Nelson
(74) *Attorney, Agent, or Firm* — McCormick, Paulding & Huber LLP

(57) **CLAIM**
The ornamental design for a sole, substantially as shown and described.

DESCRIPTION

FIG. 1 is a rear, top, left-hand side perspective view of a sole comprising a new, original and ornamental design;
FIG. 2 is a front, top, right-hand side perspective view of a sole comprising the new, original and ornamental design;
FIG. 3 is a front view of a sole comprising the new, original and ornamental design;
FIG. 4 is a right-hand side view of a sole comprising the new, original and ornamental design;
FIG. 5 is a left-hand side view of a sole comprising the new, original and ornamental design;
FIG. 6 is a rear view of a sole comprising the new, original and ornamental design; and,
FIG. 7 is a bottom view of a sole comprising the new, original and ornamental design.

- (56) **References Cited**
U.S. PATENT DOCUMENTS
- D69,440 S * 2/1926 Church D2/954
- D287,661 S * 1/1987 Tonkel D2/957
- D288,027 S * 2/1987 Tonkel D2/957
- D327,165 S * 6/1992 Hatfield D2/953
- D362,745 S * 10/1995 Skrivanek D2/916
- D378,241 S * 3/1997 Featherston et al. D2/954
- D388,314 S * 12/1997 Tresser D2/954
- D388,945 S * 1/1998 Teague D2/957
- D392,445 S * 3/1998 Tresser D2/954
- 5,799,417 A * 9/1998 Burke et al. 36/105
- 5,901,467 A * 5/1999 Peterson et al. 36/29
- D415,339 S * 10/1999 Rombis D2/960

1 Claim, 5 Drawing Sheets



US D703,931 S

Page 2

(56)

References Cited

U.S. PATENT DOCUMENTS

D674,584 S * 1/2013 Klein D2/953
D683,117 S * 5/2013 Truelsen D2/953
D687,623 S * 8/2013 Norris D2/923

D695,505 S * 12/2013 Hansen D2/960
2010/0180474 A1 * 7/2010 Clark et al. 36/3 B
2010/0307025 A1 * 12/2010 Truelsen et al. 36/28
2011/0214313 A1 * 9/2011 James et al. 36/103
2013/0152428 A1 * 6/2013 Bishop et al. 36/103

* cited by examiner

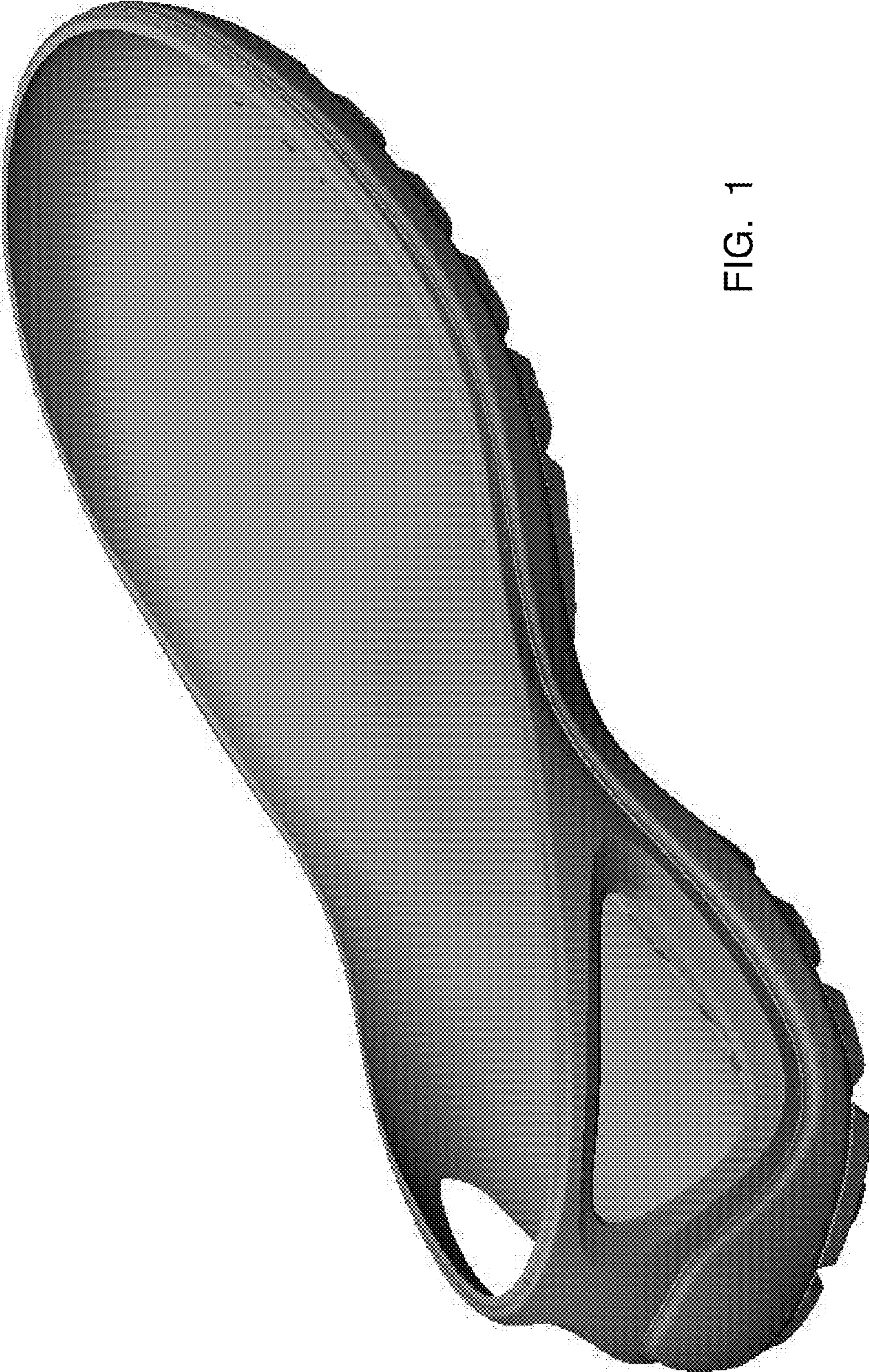


FIG. 1




FIG. 2




FIG. 3




FIG. 4




FIG. 5




FIG. 6



FIG. 7