



US00D703927S

(12) **United States Design Patent**
Taestensen

(10) **Patent No.:** **US D703,927 S**

(45) **Date of Patent:** **** May 6, 2014**

(54) **SOLE**

(71) Applicant: **ECCO Sko A/S, Bredebro (DK)**

(72) Inventor: **Niki Taestensen, Hejls (DK)**

(73) Assignee: **ECCO Sko A/S, Bredebro (DK)**

(**) Term: **14 Years**

(21) Appl. No.: **29/432,968**

(22) Filed: **Sep. 24, 2012**

(30) **Foreign Application Priority Data**

Mar. 27, 2012 (EM) 002015628-0008

(51) **LOC (10) Cl.** **02-04**

(52) **U.S. Cl.**
USPC **D2/953; D2/951; D2/960**

(58) **Field of Classification Search**
USPC D2/902, 906, 908, 916, 918, 925,
D2/946-962, 977; 36/3 B, 22 R, 24.5, 25 R,
36/28, 32 R, 34 R, 59 C, 67 A, 103
See application file for complete search history.

(56) **References Cited**

U.S. PATENT DOCUMENTS

D387,890 S *	12/1997	Faulconer et al.	D2/953
D468,894 S *	1/2003	Duclos	D2/953
D470,998 S *	3/2003	Adreliunas et al.	D2/953
D481,854 S *	11/2003	Belley et al.	D2/953
D504,204 S *	4/2005	Matis et al.	D2/955
D550,437 S *	9/2007	Belley et al.	D2/953
D559,508 S *	1/2008	Cintron	D2/953
D571,087 S *	6/2008	Dillenbeck et al.	D2/953
D580,638 S *	11/2008	McClaskie	D2/953
D588,346 S *	3/2009	McCarthy	D2/947

D596,385 S *	7/2009	McDade et al.	D2/953
D604,482 S *	11/2009	Fletcher	D2/917
D641,145 S *	7/2011	Della Valle et al.	D2/953
8,186,079 B2 *	5/2012	Carboy et al.	36/59 C
D679,899 S *	4/2013	Taestensen	D2/953
D679,900 S *	4/2013	Taestensen	D2/953
D691,357 S *	10/2013	Della Valle et al.	D2/953
D696,004 S *	12/2013	Della Valle et al.	D2/953
2005/0060914 A1 *	3/2005	Fuerst	36/102
2010/0281714 A1 *	11/2010	Carboy et al.	36/25 R
2013/0199058 A1 *	8/2013	Fuerst	36/103

* cited by examiner

Primary Examiner — T. Chase Nelson

(74) *Attorney, Agent, or Firm* — McCormick, Paulding & Huber LLP

(57) **CLAIM**

The ornamental design for a sole, substantially as shown and described.

DESCRIPTION

FIG. 1 is a front, top, right-hand side perspective view of a sole comprising a new, original and ornamental design;
FIG. 2 is a front view of a sole comprising the new, original and ornamental design;
FIG. 3 is a right-hand side view of a sole comprising the new, original and ornamental design;
FIG. 4 is a left-hand side view of a sole comprising the new, original and ornamental design;
FIG. 5 is a top view of a sole comprising the new, original and ornamental design;
FIG. 6 is a rear view of a sole comprising the new, original and ornamental design; and,
FIG. 7 is a bottom view of a sole comprising the new, original and ornamental design.

1 Claim, 4 Drawing Sheets

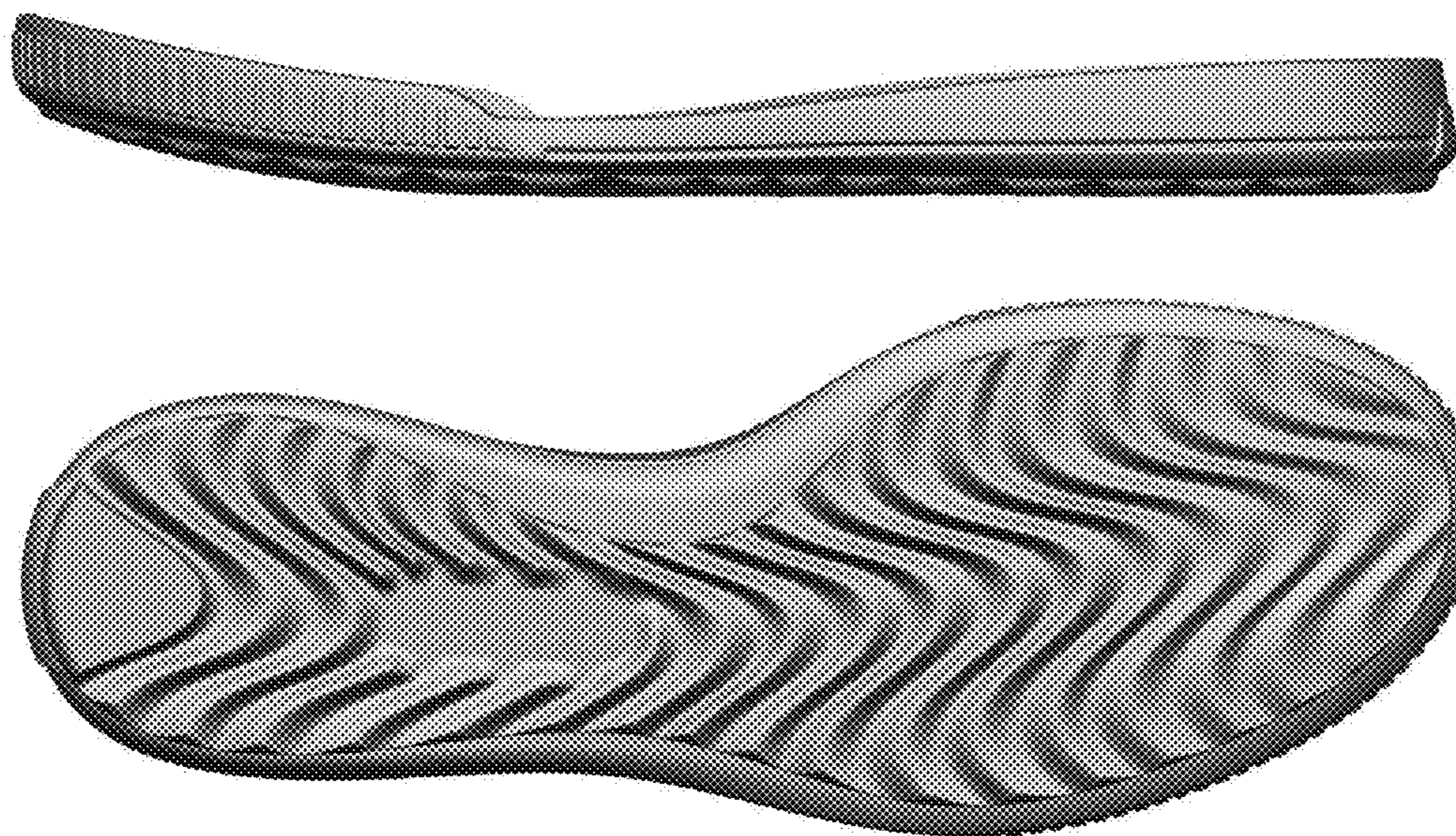




FIG. 1




FIG. 2




FIG. 3




FIG. 4

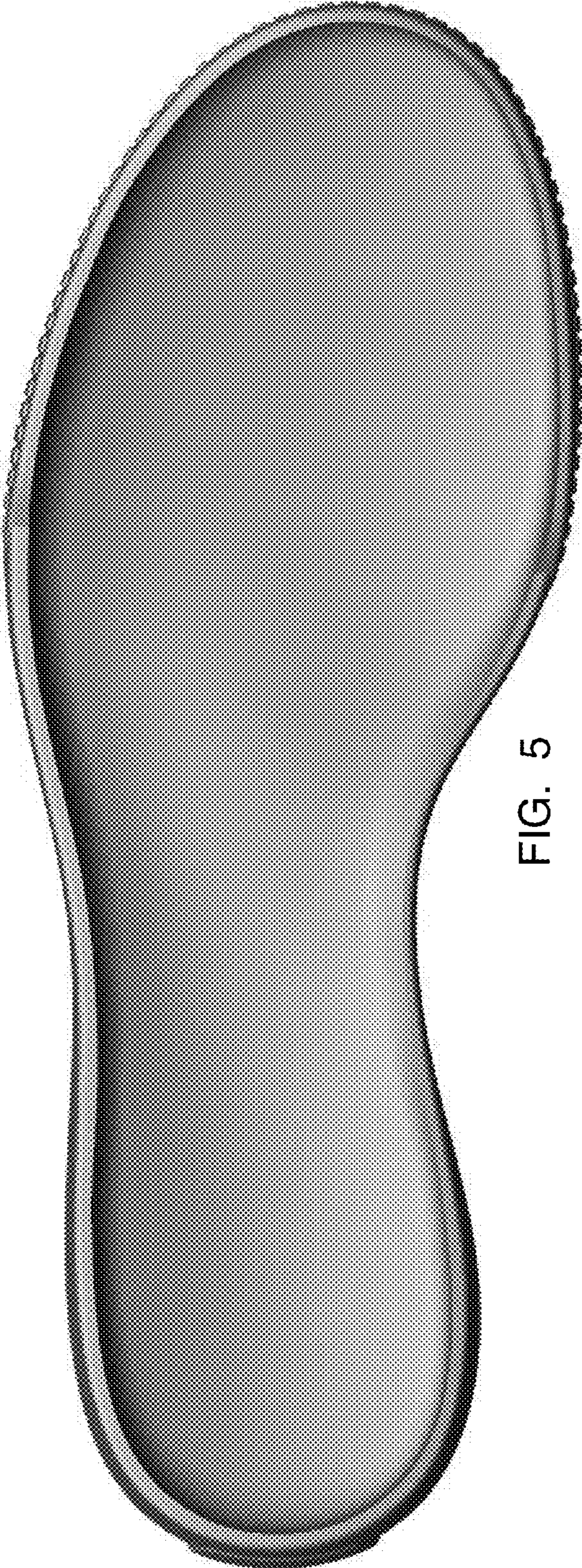


FIG. 5




FIG. 6

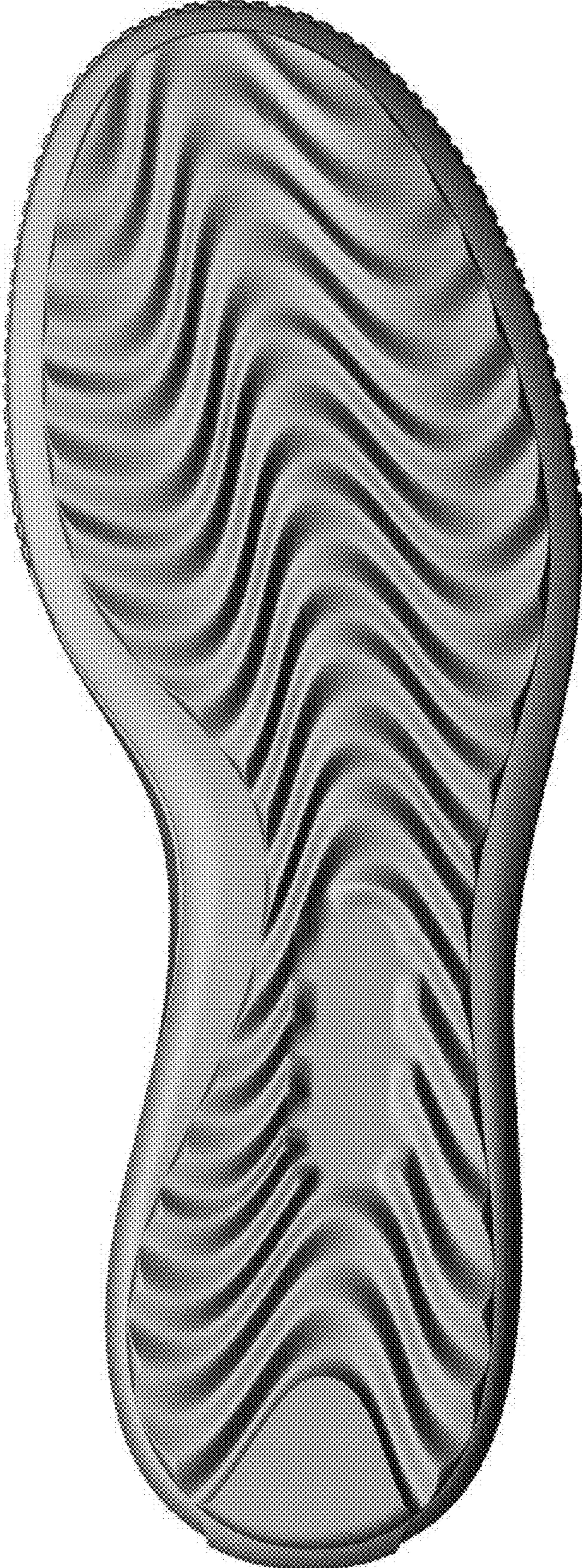


FIG. 7