



US00D703924S

(12) **United States Design Patent**
Chionna

(10) **Patent No.:** **US D703,924 S**

(45) **Date of Patent:** **** May 6, 2014**

(54) **TROUSERS**

(76) Inventor: **Carlo Chionna**, Bologna (IT)

(**) Term: **14 Years**

(21) Appl. No.: **29/414,223**

(22) Filed: **Feb. 27, 2012**

(30) **Foreign Application Priority Data**

Jan. 27, 2012 (EM) 001311765-001/006

(51) **LOC (10) Cl.** **02-02**

(52) **U.S. Cl.**
USPC **D2/857**

(58) **Field of Classification Search**

USPC D2/857, 853, 742, 769, 771, 786, 791,
D2/812, 820; 2/235, 236, 309, 220, 49.2,
2/347, 251; 224/652, 587; D3/303, 253,
D3/226; 66/173; 24/468, 3.5; 450/150, 89;
206/0.83, 37, 315.5, 714, 725;
150/144, 131

See application file for complete search history.

(56) **References Cited**

U.S. PATENT DOCUMENTS

2,718,640	A	*	9/1955	Suckle	2/243.1
D256,624	S	*	9/1980	Heinfling	D2/857
D258,172	S	*	2/1981	Heinfling	D2/857
D258,321	S	*	2/1981	Heinfling	D2/857
D259,820	S	*	7/1981	Heinfling	D2/857
D261,321	S	*	10/1981	Heinfling	D2/857
D261,445	S	*	10/1981	Heinfling	D2/857
D275,809	S	*	10/1984	Weinbaum	D2/857
D278,379	S	*	4/1985	Heinfling	D2/857
D278,471	S	*	4/1985	Heinfling	D2/857
4,513,454	A	*	4/1985	Anderson et al.	2/246
D528,742	S	*	9/2006	Langmantel	D2/857
D537,610	S	*	3/2007	Escamillo	D2/857
D543,007	S	*	5/2007	Beckerman	D2/717
D555,879	S	*	11/2007	MacMillan	D2/858
D558,954	S	*	1/2008	Lew	D2/857
D561,981	S	*	2/2008	Naouri et al.	D2/857

D565,280	S	*	4/2008	Nikolayev	D2/742
D584,486	S	*	1/2009	Lorenzi	D2/857
D588,336	S	*	3/2009	Fazeli	D2/742
D609,433	S	*	2/2010	Yu	D2/857
D672,936	S	*	12/2012	Hutton	D2/742

* cited by examiner

Primary Examiner — Ian Simmons

Assistant Examiner — Eleni H Aldridge

(74) *Attorney, Agent, or Firm* — Pearne & Gordon LLP

(57) **CLAIM**

The ornamental design for trousers, as shown and described.

DESCRIPTION

FIG. 1 is a rear/right side perspective view of a first embodiment of trousers, according to the invention;
 FIG. 2 is a rear/left side perspective view thereof;
 FIG. 3 is a rear view thereof;
 FIG. 4 is a right side view thereof;
 FIG. 5 is a left side view thereof;
 FIG. 6 is a rear/right side perspective view of a second embodiment of trousers, according to the invention;
 FIG. 7 is a rear/left side perspective view thereof;
 FIG. 8 is a rear view thereof;
 FIG. 9 is a right side view thereof;
 FIG. 10 is a rear/right side perspective view of a third embodiment of trousers, according to the invention;
 FIG. 11 is a rear/left side perspective view thereof;
 FIG. 12 is a rear view thereof;
 FIG. 13 is a left side view thereof; and,
 FIG. 14 is an enlarged detail view of the stitching feature of a pocket of FIG. 1. The stitching features of the pockets in the other Figures correspond to the stitching features illustrated in FIG. 14.

The broken line showing of trousers is for the purpose of illustrating environmental structure that forms no part of the claimed design.

The broken line showing of stitching on the pockets forms a part of the claimed design.

1 Claim, 14 Drawing Sheets

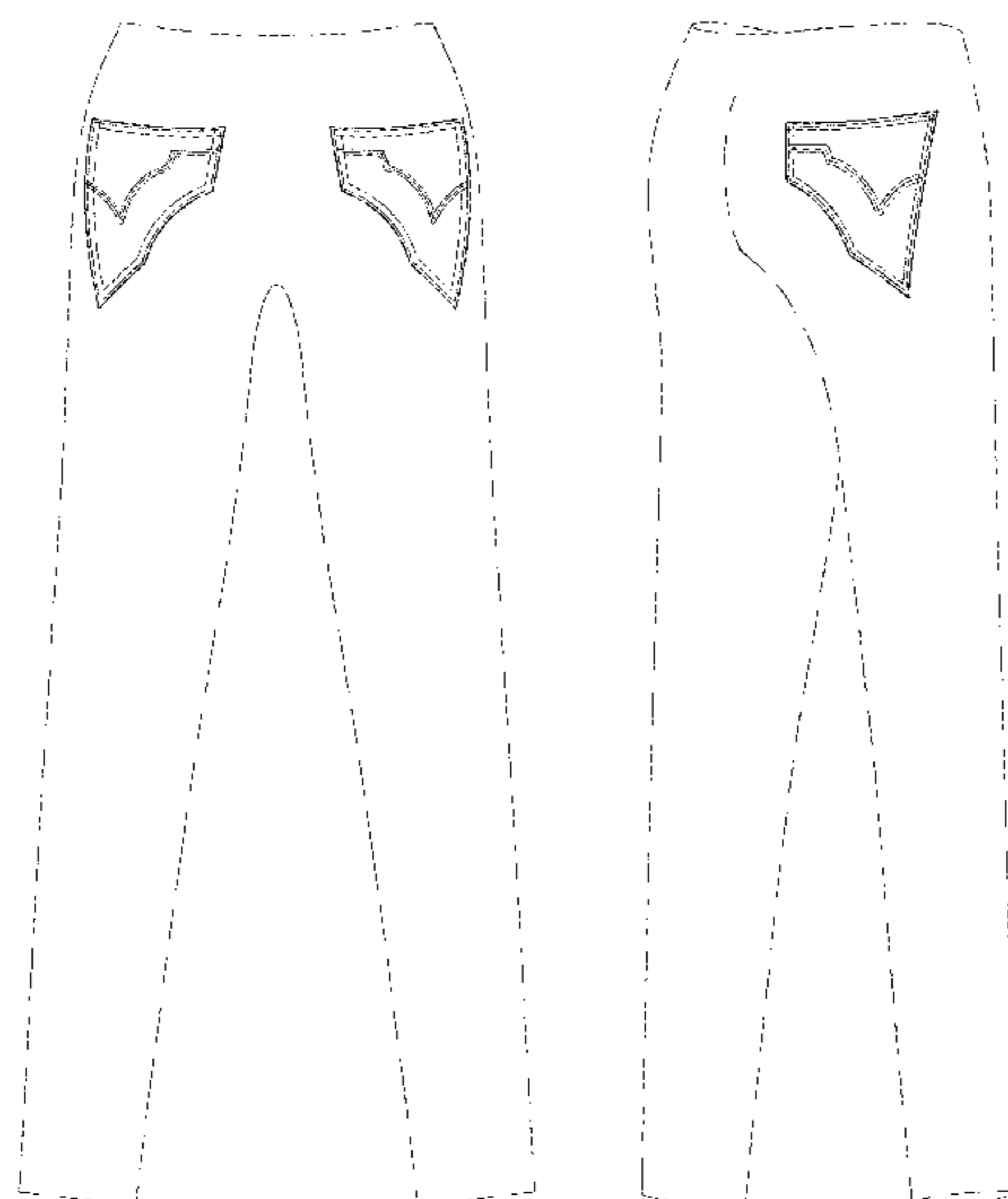


FIG. 1




FIG.2




FIG. 3

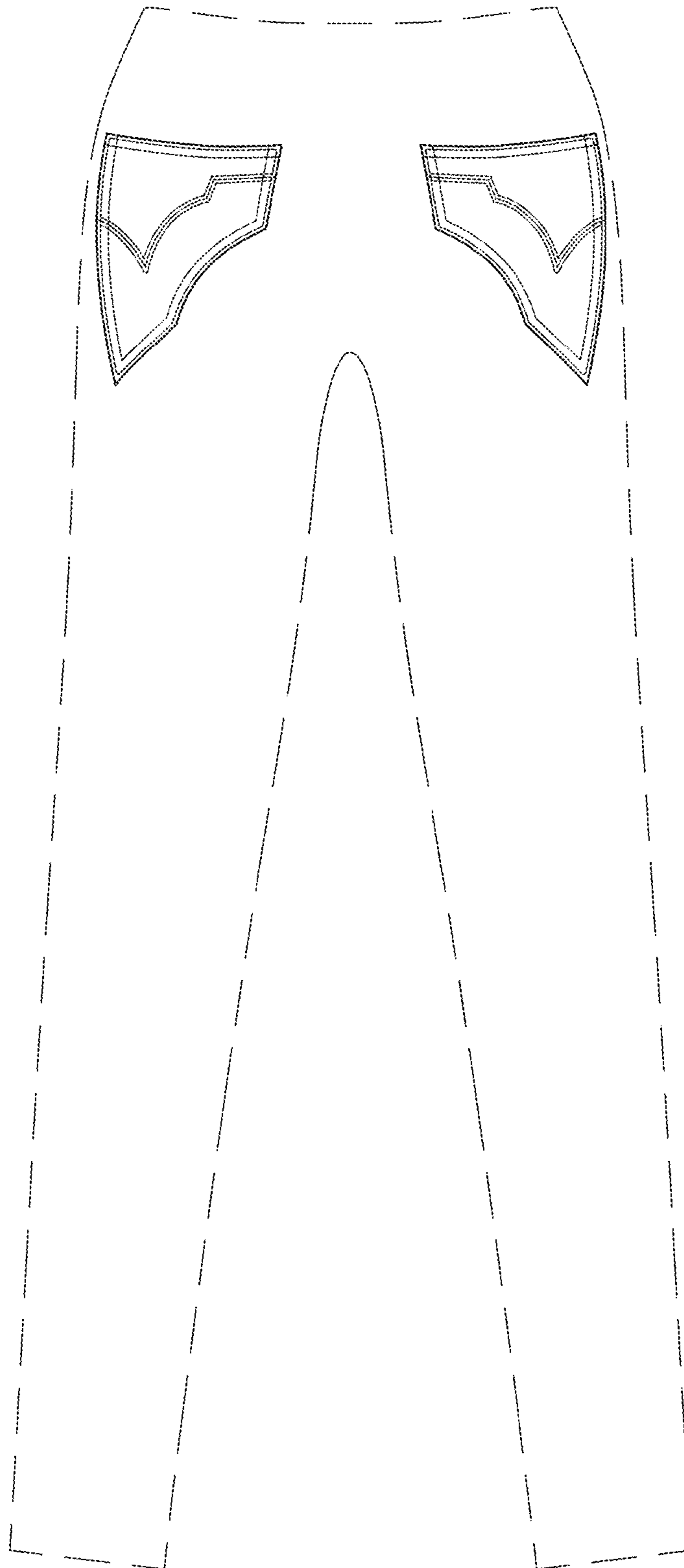


FIG. 4

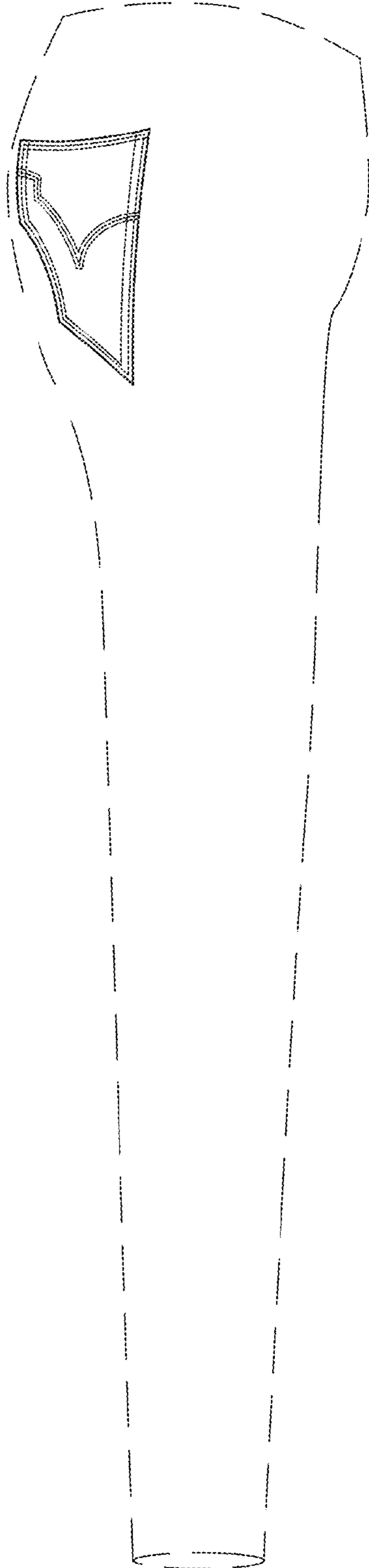


FIG. 5




FIG. 6




FIG. 7




FIG. 8

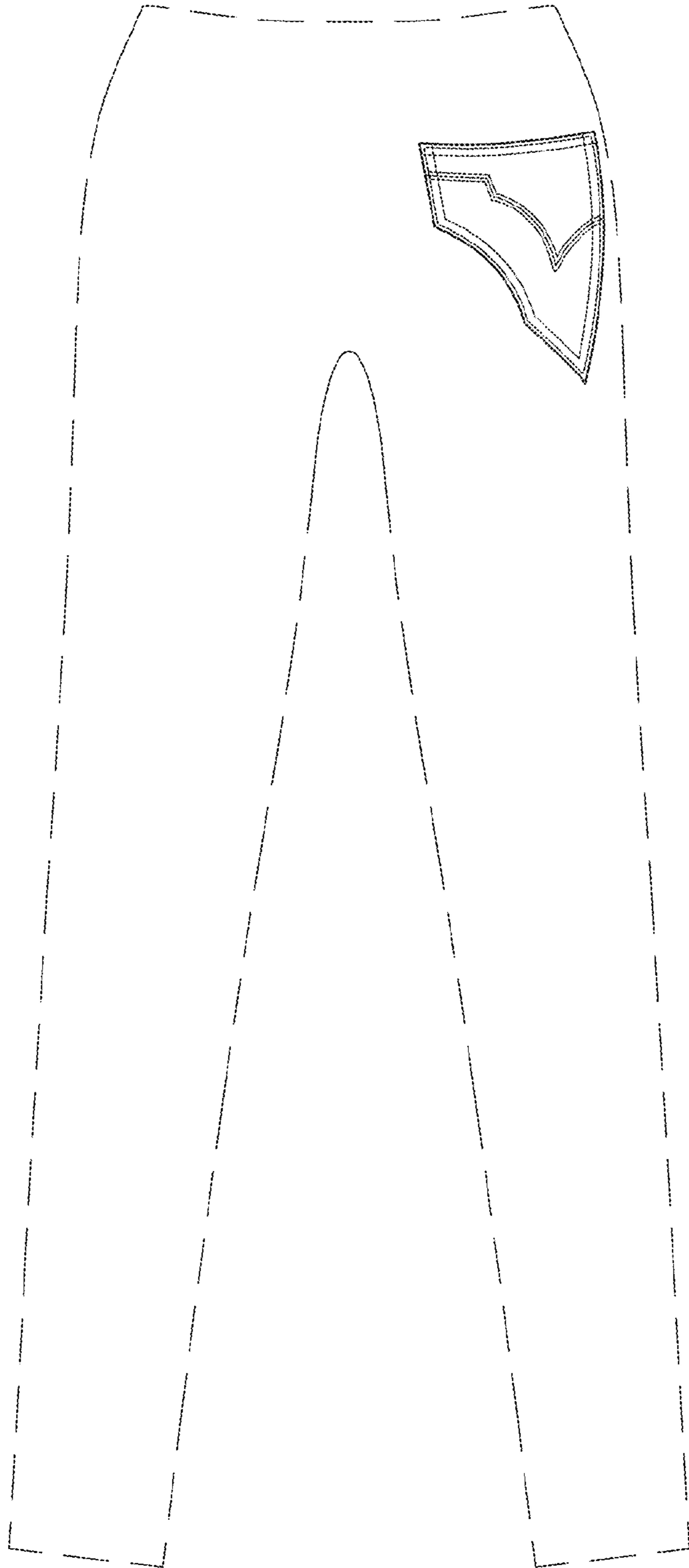


FIG. 9

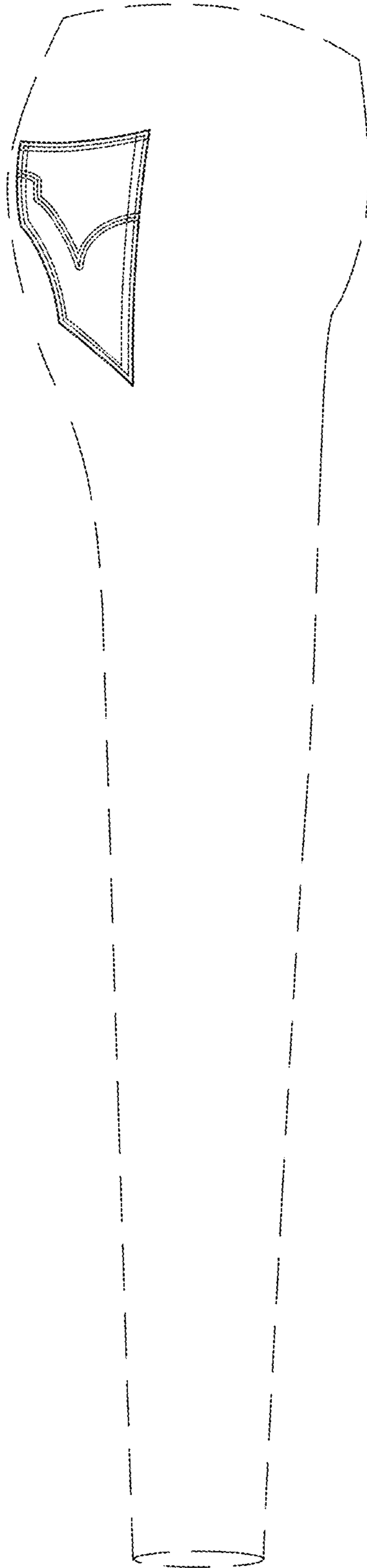


FIG. 10




FIG. 11




FIG. 12




FIG. 13




FIG. 14

