

US00D703898S

(12) **United States Design Patent**  
**Neu et al.**

(10) **Patent No.:** **US D703,898 S**  
(45) **Date of Patent:** **\*\* Apr. 29, 2014**

- (54) **STRAP-HOOK RING**
- (71) Applicants: **Steven Neu**, Clearwater, MN (US);  
**Tammie Neu**, Clearwater, MN (US)
- (72) Inventors: **Steven Neu**, Clearwater, MN (US);  
**Tammie Neu**, Clearwater, MN (US)
- (\*\*) Term: **14 Years**
- (21) Appl. No.: **29/451,276**
- (22) Filed: **Mar. 29, 2013**
- (51) **LOC (10) Cl.** ..... **07-07**
- (52) **U.S. Cl.**  
USPC ..... **D32/54**
- (58) **Field of Classification Search**  
USPC ..... D32/53, 53.1, 54; D34/10; 220/695,  
220/700, 733  
See application file for complete search history.

- D408,509 S 4/1999 Goble
- 6,098,833 A 8/2000 Von Holdt
- D442,668 S 5/2001 Tobias
- D451,575 S 12/2001 Nelson
- D581,809 S 12/2008 Wichowski
- D628,386 S 12/2010 Kohn
- 8,074,795 B2 12/2011 Neu

*Primary Examiner* — Robin V Webster  
(74) *Attorney, Agent, or Firm* — Christensen Fonder P.A.

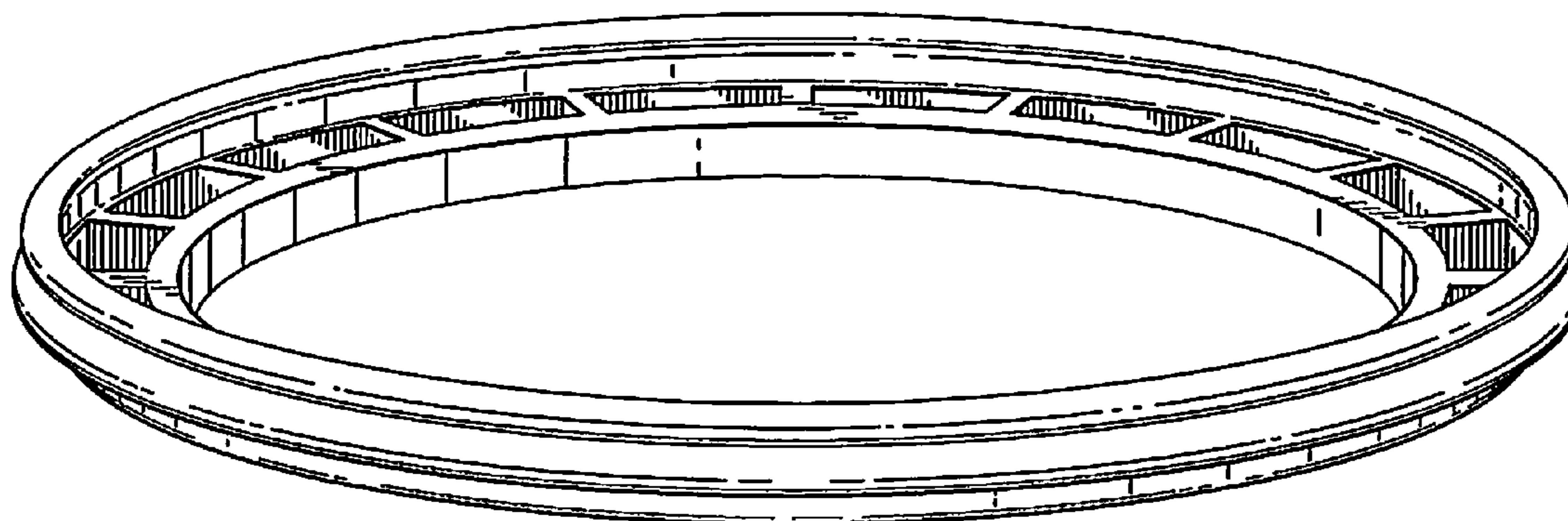
(57) **CLAIM**  
We claim the ornamental design for a strap-hook ring, as shown.

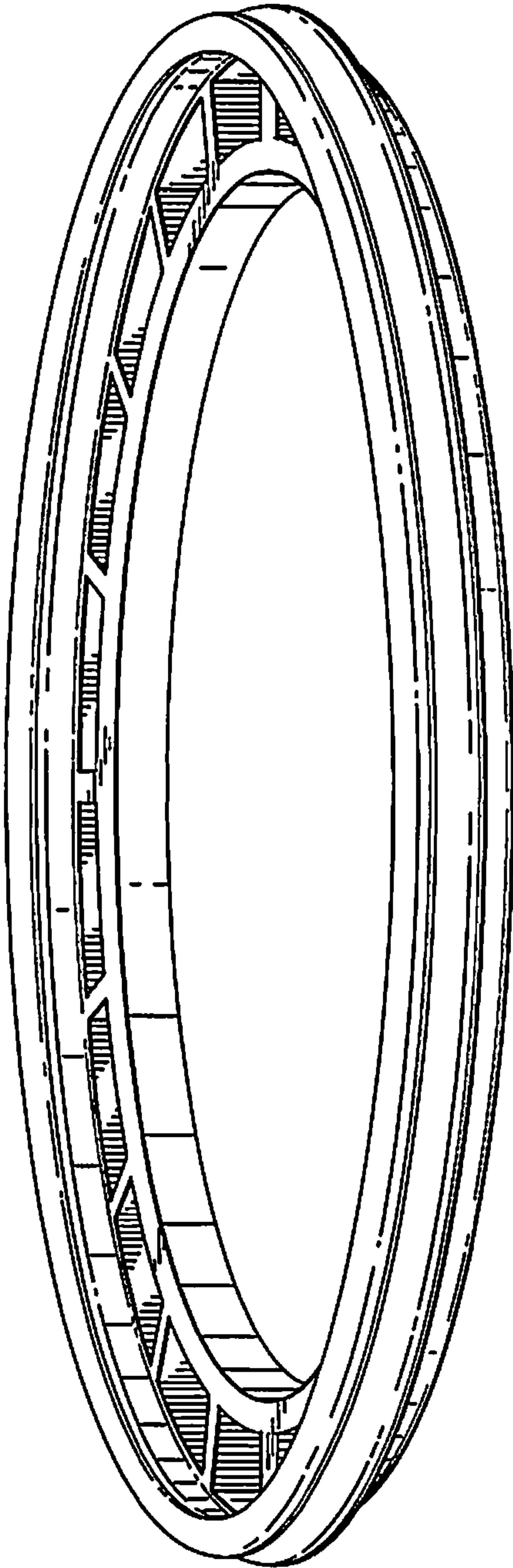
**DESCRIPTION**

FIG. 1 is a front, perspective view of a strap-hook ring according to an embodiment of the invention.  
FIG. 2 is a bottom plan view of the strap-hook ring depicted in FIG. 1.  
FIG. 3 is a front elevation view of the strap-hook ring depicted in FIG. 1.  
FIG. 4 is a top plan view of the strap-hook ring depicted in FIG. 1; and,  
FIG. 5 is a front, perspective view in cross section of the strap-hook ring depicted in FIG. 1.

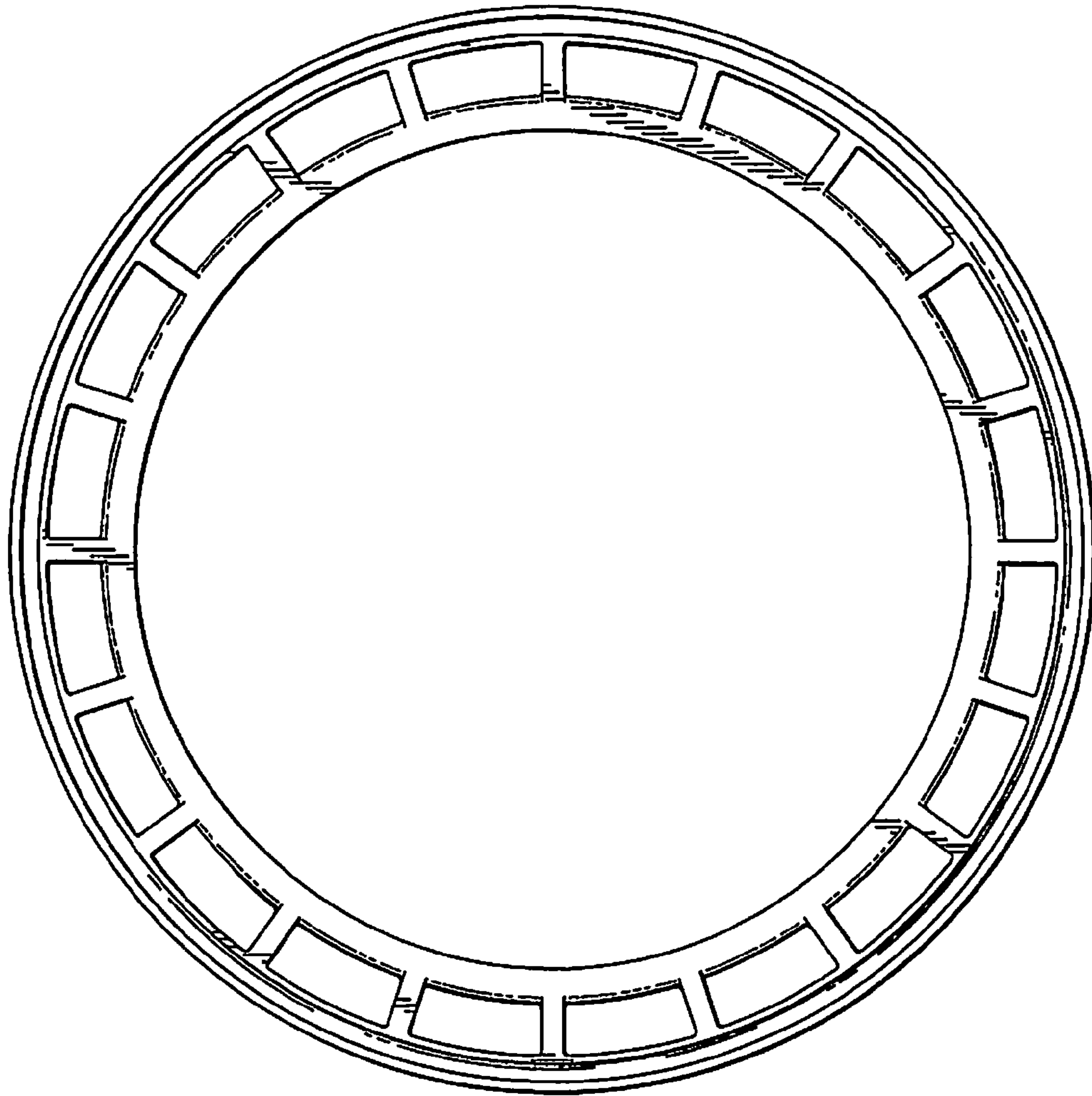
**1 Claim, 5 Drawing Sheets**

- (56) **References Cited**  
U.S. PATENT DOCUMENTS  
4,288,000 A 9/1981 Luker  
D355,735 S 2/1995 Shaffer  
5,743,425 A 4/1998 Ellis





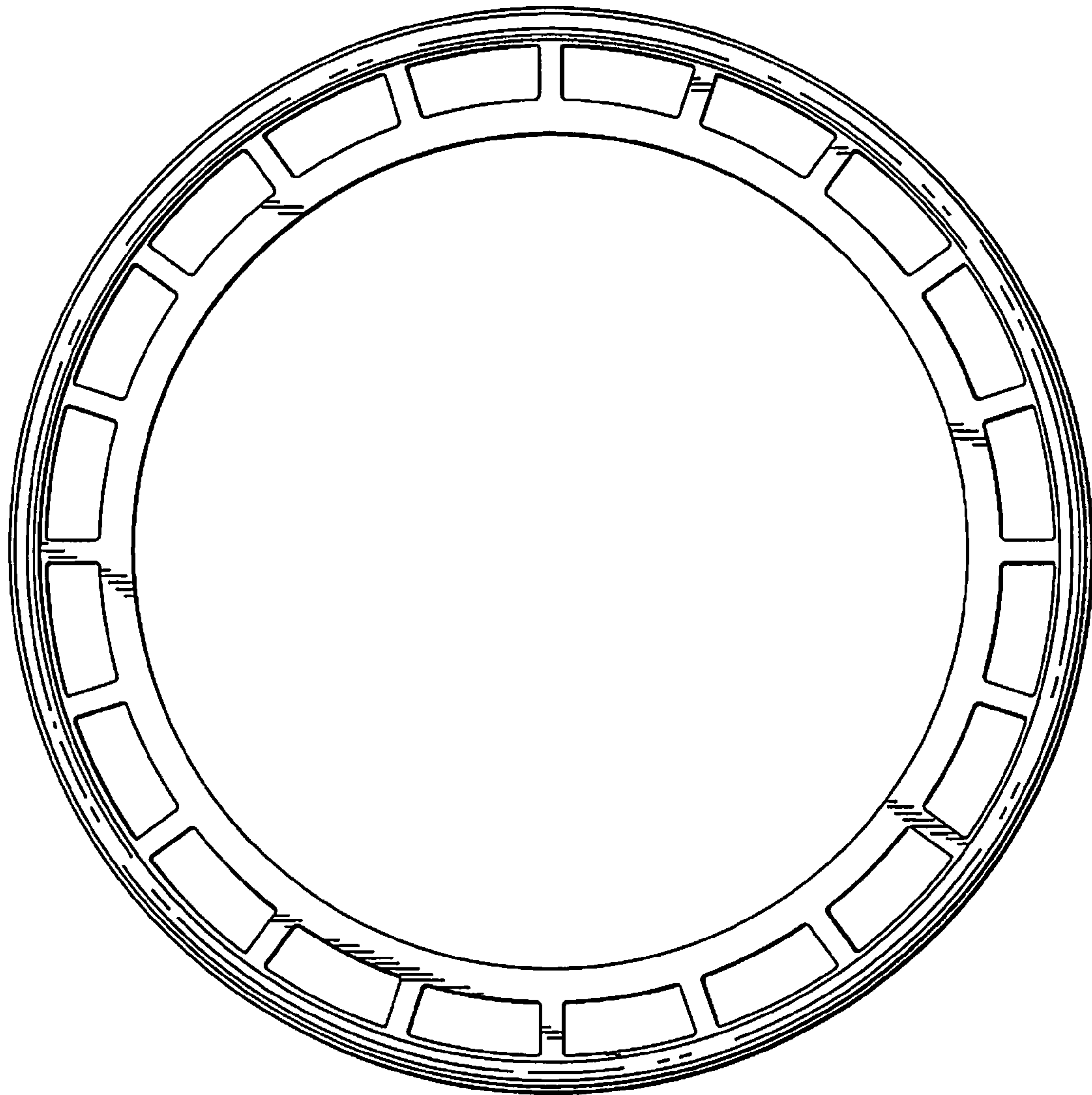
*Fig. 1*



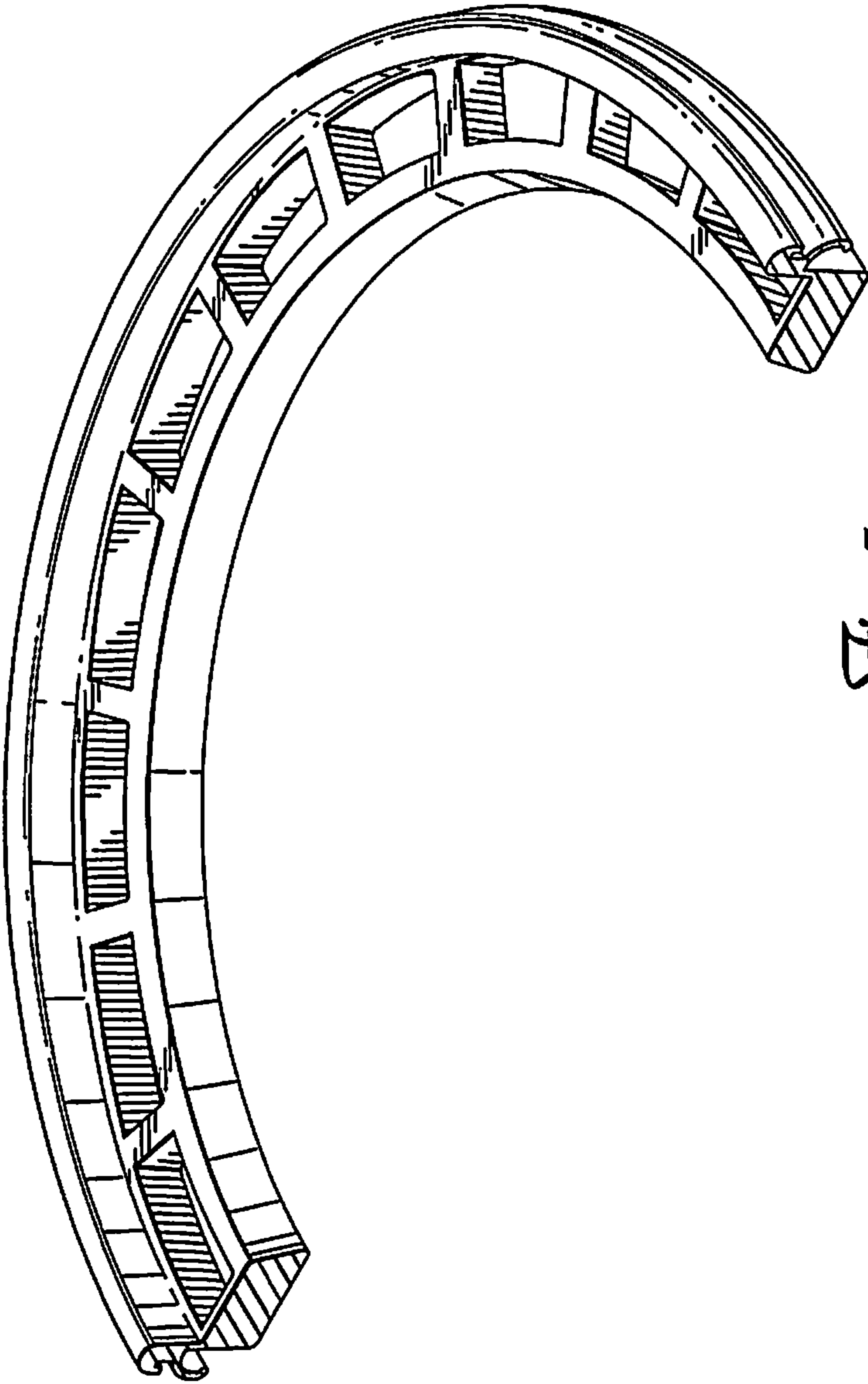
*Fig. 2*



*Fig. 3*



*Fig. 4*



*Fig. 5*