



US00D703894S

(12) **United States Design Patent**
Nhem et al.

(10) **Patent No.:** **US D703,894 S**

(45) **Date of Patent:** **** Apr. 29, 2014**

(54) **VACUUM CLEANER FILTER ADAPTER RING**

(71) Applicant: **Electrolux Home Care Products, Inc.**,
Charlotte, NC (US)

(72) Inventors: **Leiah Nhem**, Charlotte, NC (US); **Fang A. Zhang**, TianJin Province (CN);
Marble Wang, Shanghai (CN); **Shawn Xiao**, JiangSu (CN)

(73) Assignee: **Electrolux Home Care Products, Inc.**,
Charlotte, NC (US)

(**) Term: **14 Years**

(21) Appl. No.: **29/448,866**

(22) Filed: **Mar. 14, 2013**

(51) **LOC (10) Cl.** **15-05**

(52) **U.S. Cl.**
USPC **D32/31**

(58) **Field of Classification Search**
USPC D32/38-40, 45, 50, 51, 31-33, 22, 17,
D32/30; 15/415.1-422, 1, 414, 320, 322,
15/405, 410, 353, 400, 333, 334, 335, 350,
15/327.1-327.7, 354-355, 357, 98, 403,
15/228, 231, 104.93, 49.1; 401/138, 140;
55/DIG. 2, 3, 26, 378; D30/152;
D11/231, 235; D23/259, 266
See application file for complete search history.

(56) **References Cited**

U.S. PATENT DOCUMENTS

D29,797	S	*	12/1898	Pratt	D23/262
2,288,904	A	*	7/1942	Hudson	285/148.8
D208,388	S	*	8/1967	Graham	D23/265
4,921,606	A	*	5/1990	Goldman	210/238
5,746,792	A	*	5/1998	Clements et al.	55/341.1
5,779,745	A		7/1998	Kilstrom		
5,803,513	A	*	9/1998	Richardson	285/342
5,863,425	A	*	1/1999	Herlehy et al.	210/167.17
D479,585	S	*	9/2003	Mulligan et al.	D23/262

D508,980	S	*	8/2005	Bigelow	D23/262
D513,793	S	*	1/2006	Copeland et al.	D23/262
D515,673	S	*	2/2006	Copeland et al.	D23/262
7,140,068	B1	*	11/2006	Vander Baan et al.	15/347
D593,641	S	*	6/2009	Plank et al.	D23/259
D594,937	S	*	6/2009	Price et al.	D23/259
D596,272	S	*	7/2009	Price et al.	D23/259
D605,734	S	*	12/2009	Henry et al.	D23/262
D620,086	S	*	7/2010	Copeland et al.	D23/266
D678,989	S	*	3/2013	Zerrer	D23/259

FOREIGN PATENT DOCUMENTS

EP 1571957 B1 2/2012

OTHER PUBLICATIONS

Engineering Drawings for commercial product on sale in the United States before Mar. 14, 2013 dated Jun. 15, 2011.

* cited by examiner

Primary Examiner — Ruth McInroy

(74) *Attorney, Agent, or Firm* — RatnerPrestia

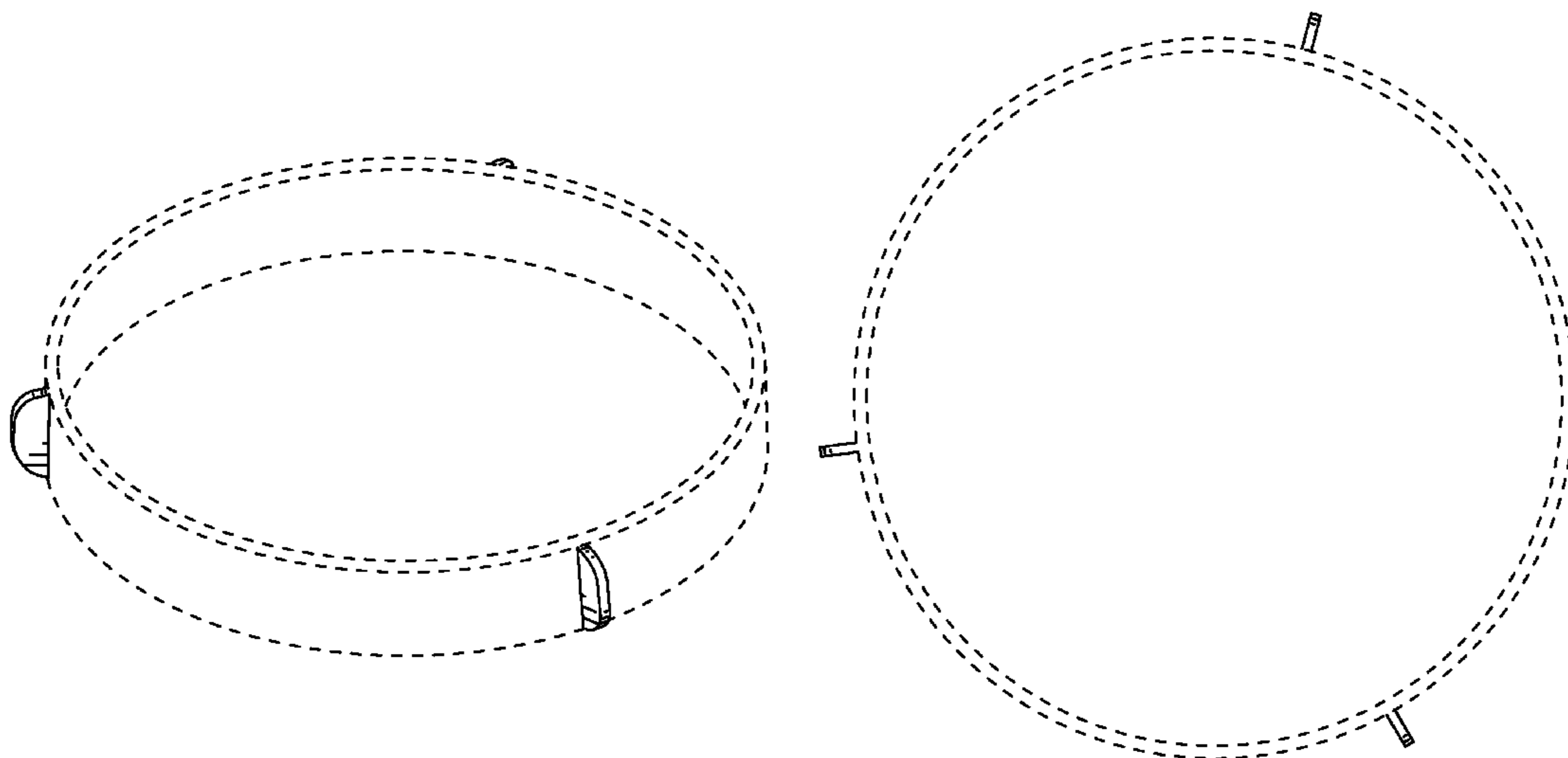
(57) **CLAIM**

The ornamental design for a vacuum cleaner filter adapter ring, as shown and described.

DESCRIPTION

FIG. 1 is an isometric view of a vacuum cleaner filter adapter ring showing our new design; FIG. 2 is a top plan view thereof, the bottom plan view being a mirror image; FIG. 3 is a front elevation view thereof; FIG. 4 is a rear elevation view thereof; FIG. 5 is a right side view thereof; FIG. 6 is a left side view thereof; and, FIG. 7 is an isometric view thereof, showing the filter adapter ring mounted on an exemplary filter. In the drawings, broken lines indicate environmental structure or boundaries that form no part of the claimed design.

1 Claim, 4 Drawing Sheets



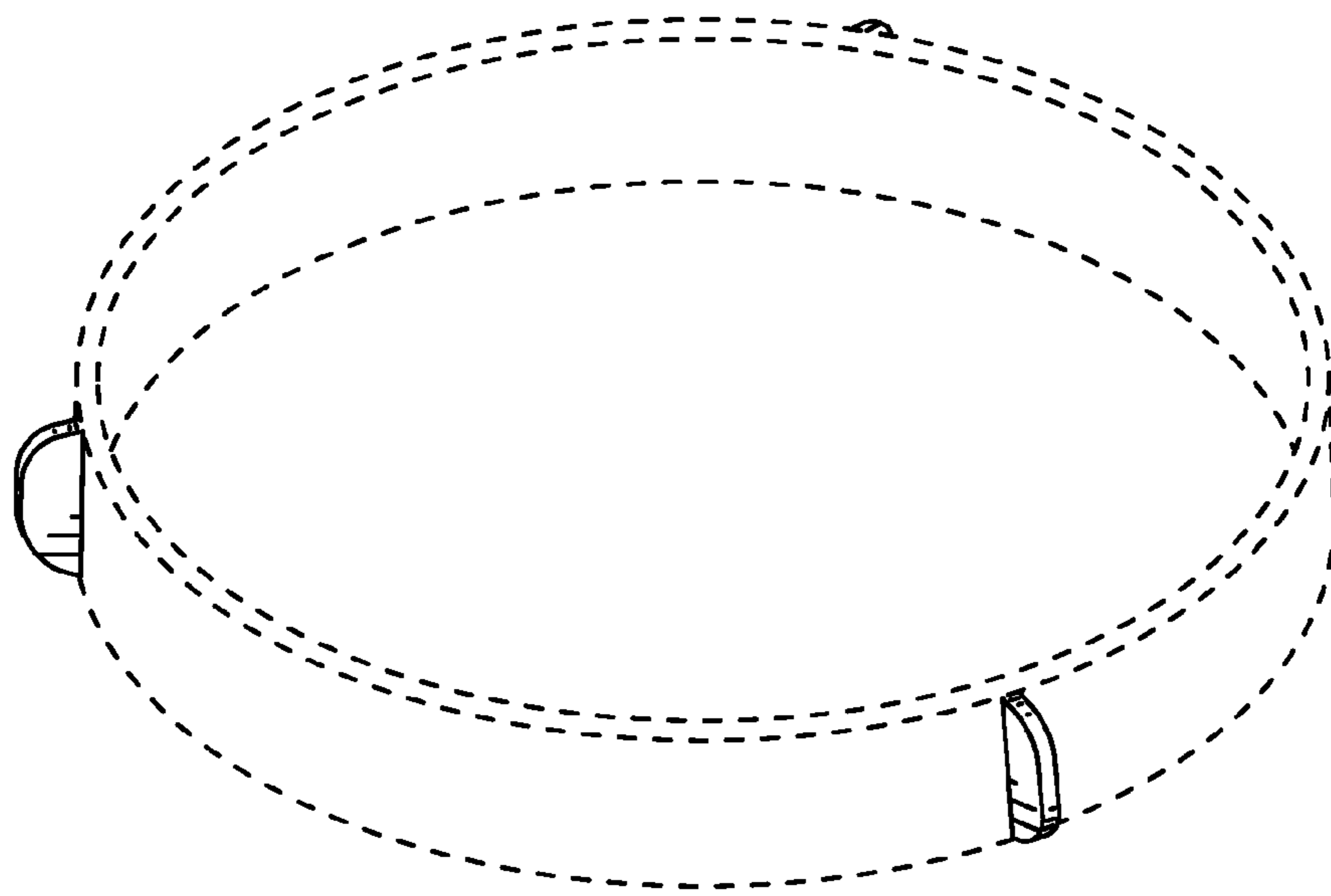


FIG. 1

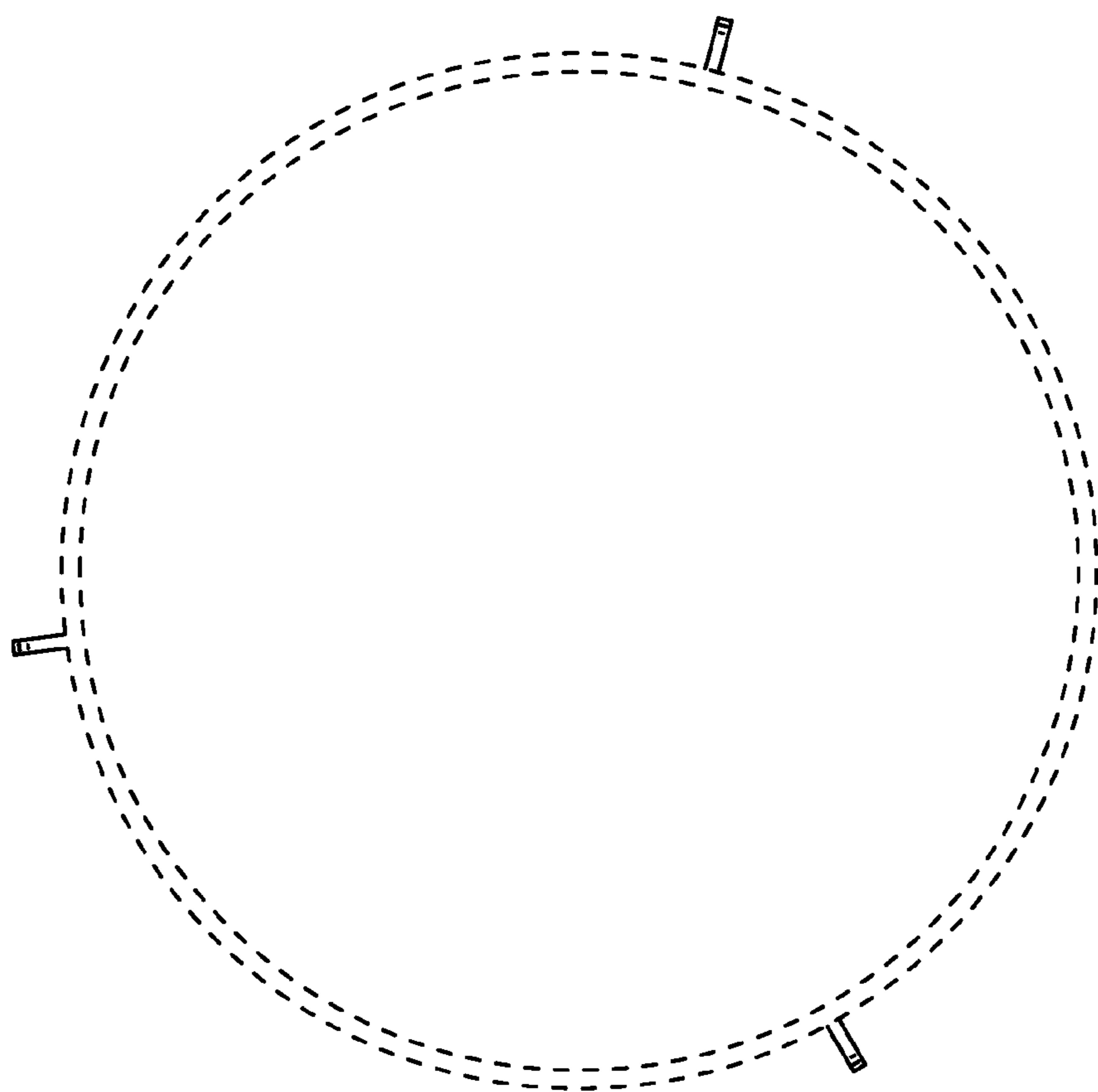


FIG. 2



FIG. 3



FIG. 4




FIG. 5




FIG. 6

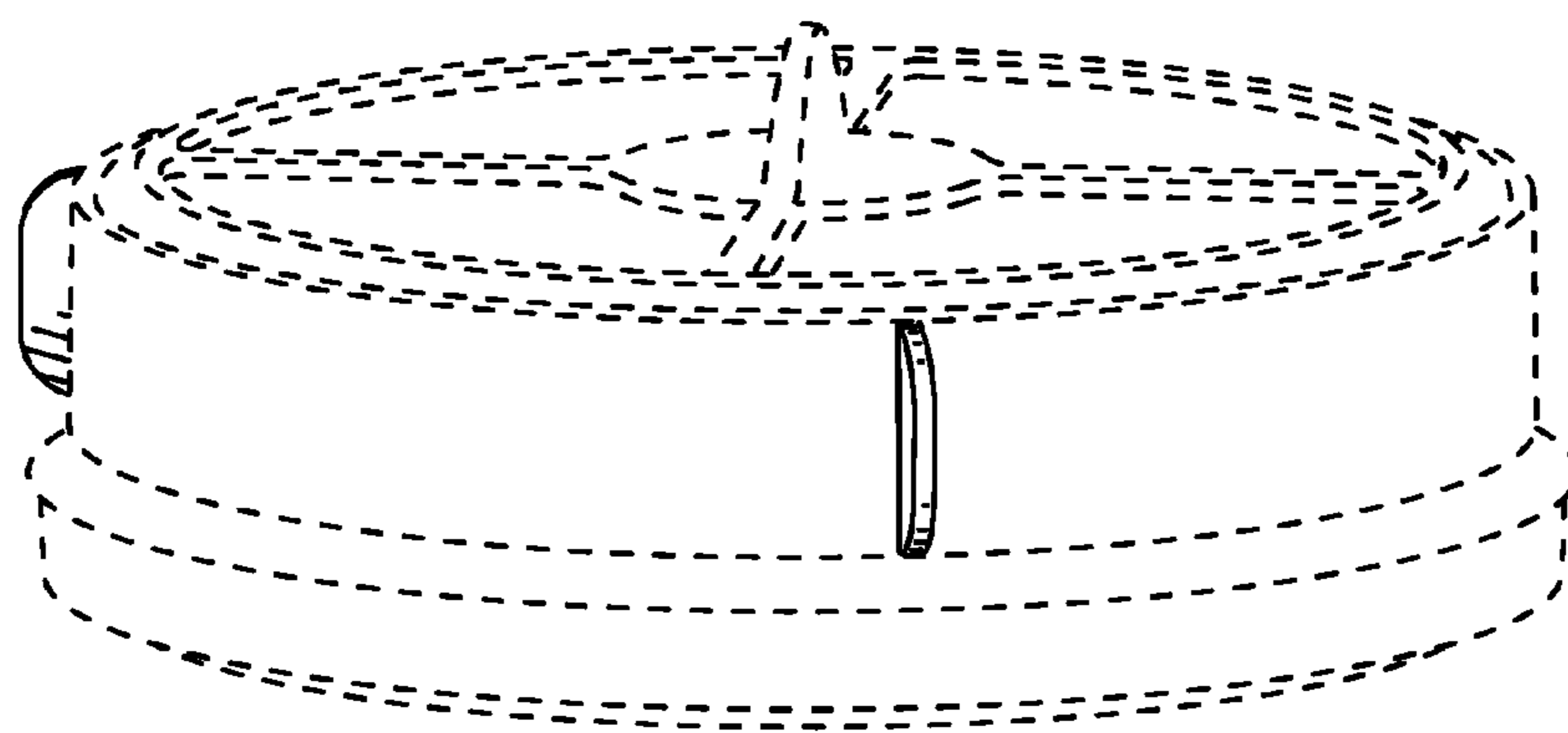


FIG. 7