



US00D703882S

(12) **United States Design Patent**  
**Williams et al.**

(10) **Patent No.:** **US D703,882 S**  
(45) **Date of Patent:** **\*\* Apr. 29, 2014**

- (54) **BASKET FOR A DISHWASHER**
- (75) Inventors: **Evan Williams**, Hoboken, NJ (US);  
**Charles Renz**, Briarcliff Manor, NY (US)
- (73) Assignee: **Eveready Battery Company, Inc.**, St. Louis, MO (US)
- (\*\*) Term: **14 Years**
- (21) Appl. No.: **29/427,536**
- (22) Filed: **Jul. 19, 2012**
- (51) **LOC (10) Cl.** ..... **15-05**
- (52) **U.S. Cl.**  
USPC ..... **D32/3**
- (58) **Field of Classification Search**  
USPC ..... D32/1, 2, 3, 25, 55; D3/309-314;  
134/56 D, 57 D, 58 D, 201;  
220/487-488, 507, 518, 555;  
206/507-509; 211/41.8-41.9  
See application file for complete search history.

D450,925	S *	11/2001	Zamecnik	.....	D3/302
6,814,091	B2	11/2004	McConnell et al.		
6,910,488	B2	6/2005	McConnell et al.		
6,918,508	B2 *	7/2005	Hwang	.....	220/826
7,478,642	B2	1/2009	Koch et al.		
7,628,163	B2	12/2009	Kemper et al.		
7,650,896	B2	1/2010	Kemper et al.		
7,846,269	B2 *	12/2010	Dunn et al.	.....	134/56 D
8,087,519	B2	1/2012	Bramley et al.		
8,312,887	B2 *	11/2012	Dunn et al.	.....	134/135
2003/0205258	A1 *	11/2003	McConnell et al.	.....	134/138
2006/0054555	A1	3/2006	Sun		
2006/0065666	A1	3/2006	Dunn et al.		
2006/0266667	A1 *	11/2006	Mendenhall et al.	.....	206/427
2008/0135505	A1	6/2008	Frankel et al.		
2008/0272126	A1	11/2008	Crookshanks et al.		
2010/0193453	A1	8/2010	Dunn et al.		

\* cited by examiner

*Primary Examiner* — T. Chase Nelson

*Assistant Examiner* — Kathleen M Sims

(74) *Attorney, Agent, or Firm* — PLayer Products, Inc

(57) **CLAIM**

The ornamental design for a basket for a dishwasher, as shown and described.

**DESCRIPTION**

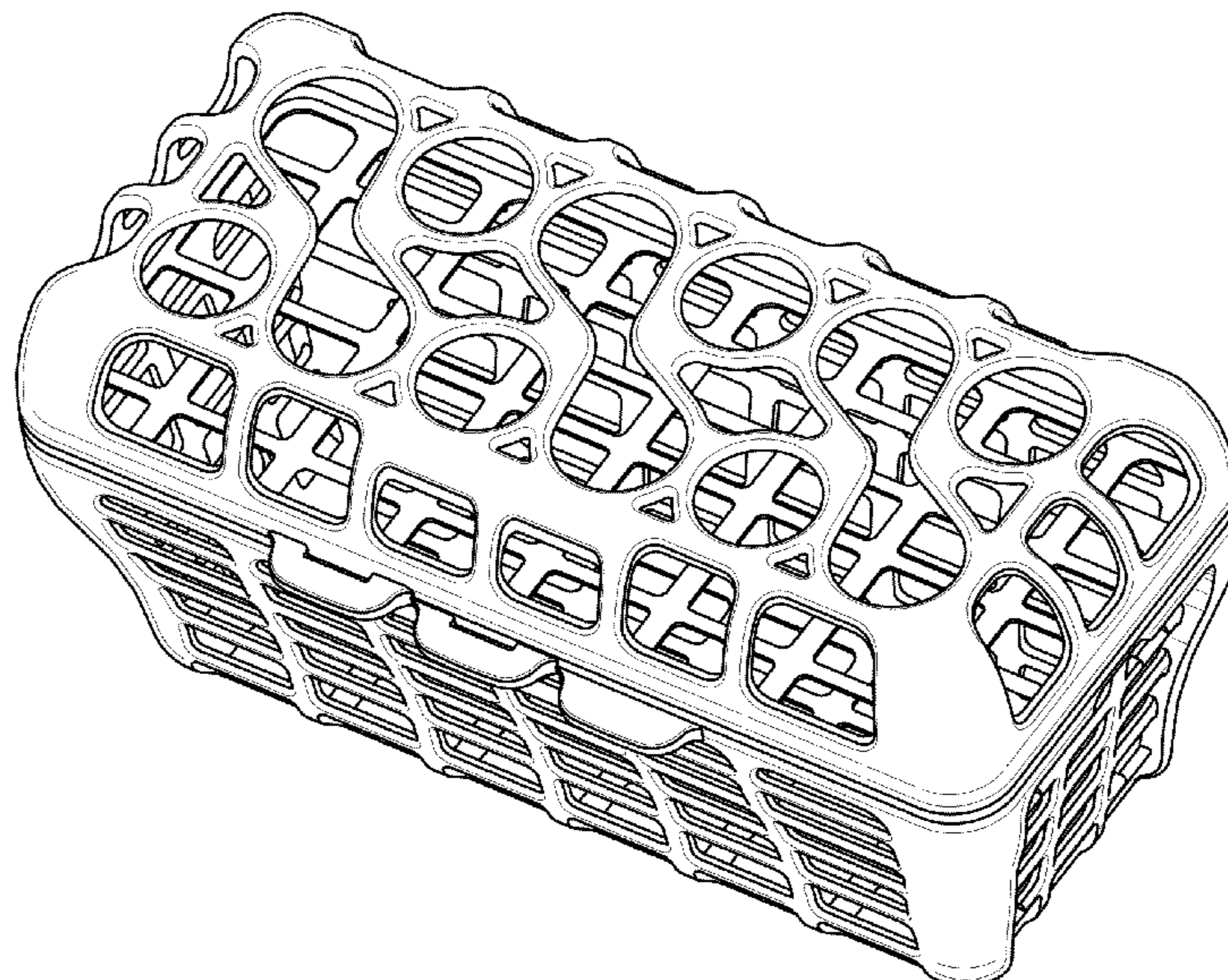
FIG. 1 is an upper perspective view of a basket for a dishwasher.  
 FIG. 2 is a bottom perspective view thereof.  
 FIG. 3 is a top view thereof.  
 FIG. 4 is a bottom view thereof.  
 FIG. 5 is a left side view thereof.  
 FIG. 6 is a right side view of FIG. 5.  
 FIG. 7 is a front view of FIG. 5; and,  
 FIG. 8 is a rear view of FIG. 5.

**1 Claim, 7 Drawing Sheets**

(56) **References Cited**

**U.S. PATENT DOCUMENTS**

D158,631	S *	5/1950	Woock	.....	D3/302
D165,610	S	1/1952	Sandberg		
D254,187	S *	2/1980	Freese	.....	D32/3
4,498,594	A	2/1985	Elder		
4,512,489	A	4/1985	Green et al.		
4,732,291	A *	3/1988	McConnell	.....	220/488
4,830,200	A	5/1989	Zambano et al.		
D306,786	S *	3/1990	Ling	.....	D32/3
D338,749	S *	8/1993	McConnell	.....	D32/3
D361,036	S *	8/1995	Krupa	.....	D9/424
5,992,673	A *	11/1999	Hwang	.....	220/819
D425,704	S *	5/2000	Zamecnik	.....	D3/309



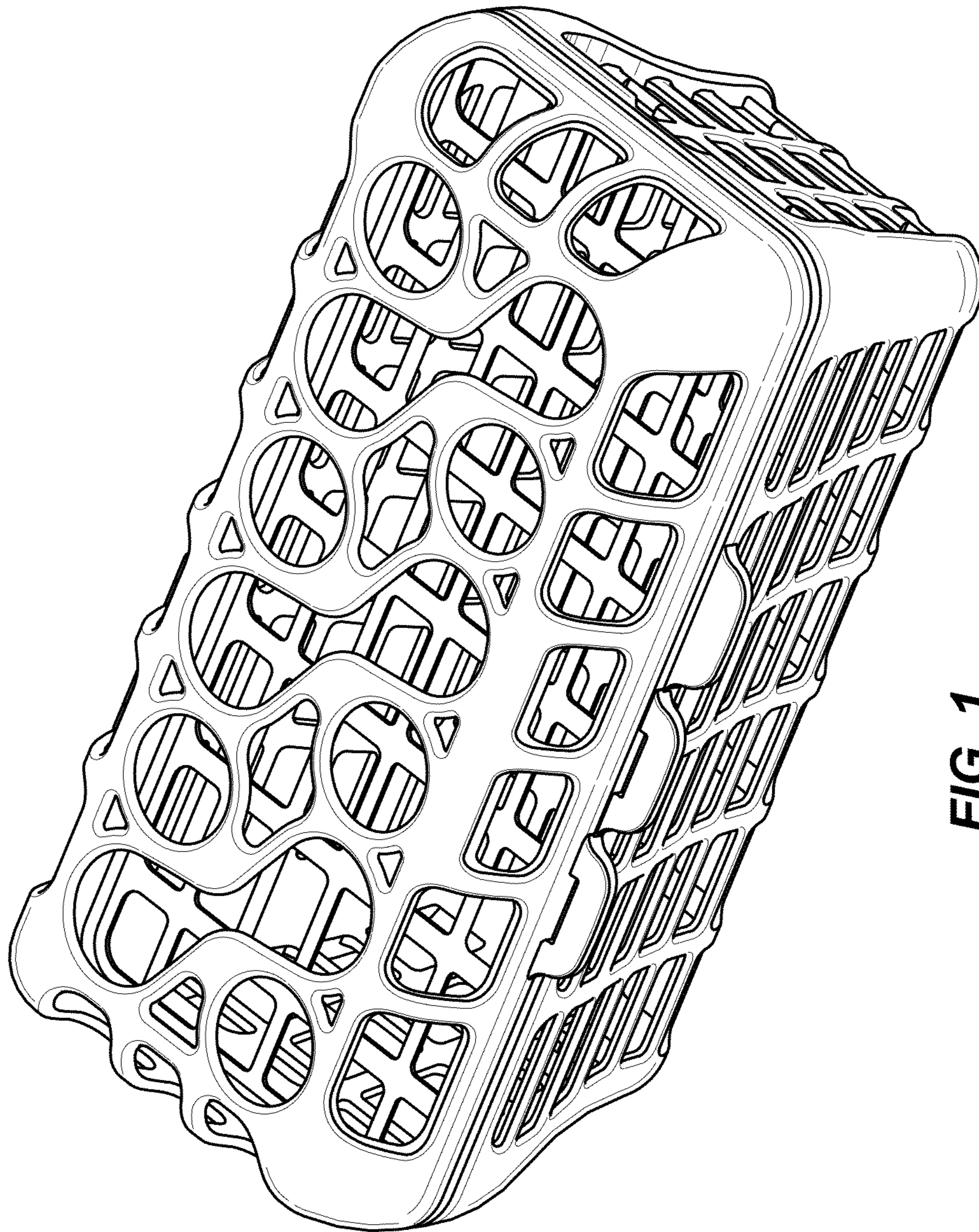


FIG. 1

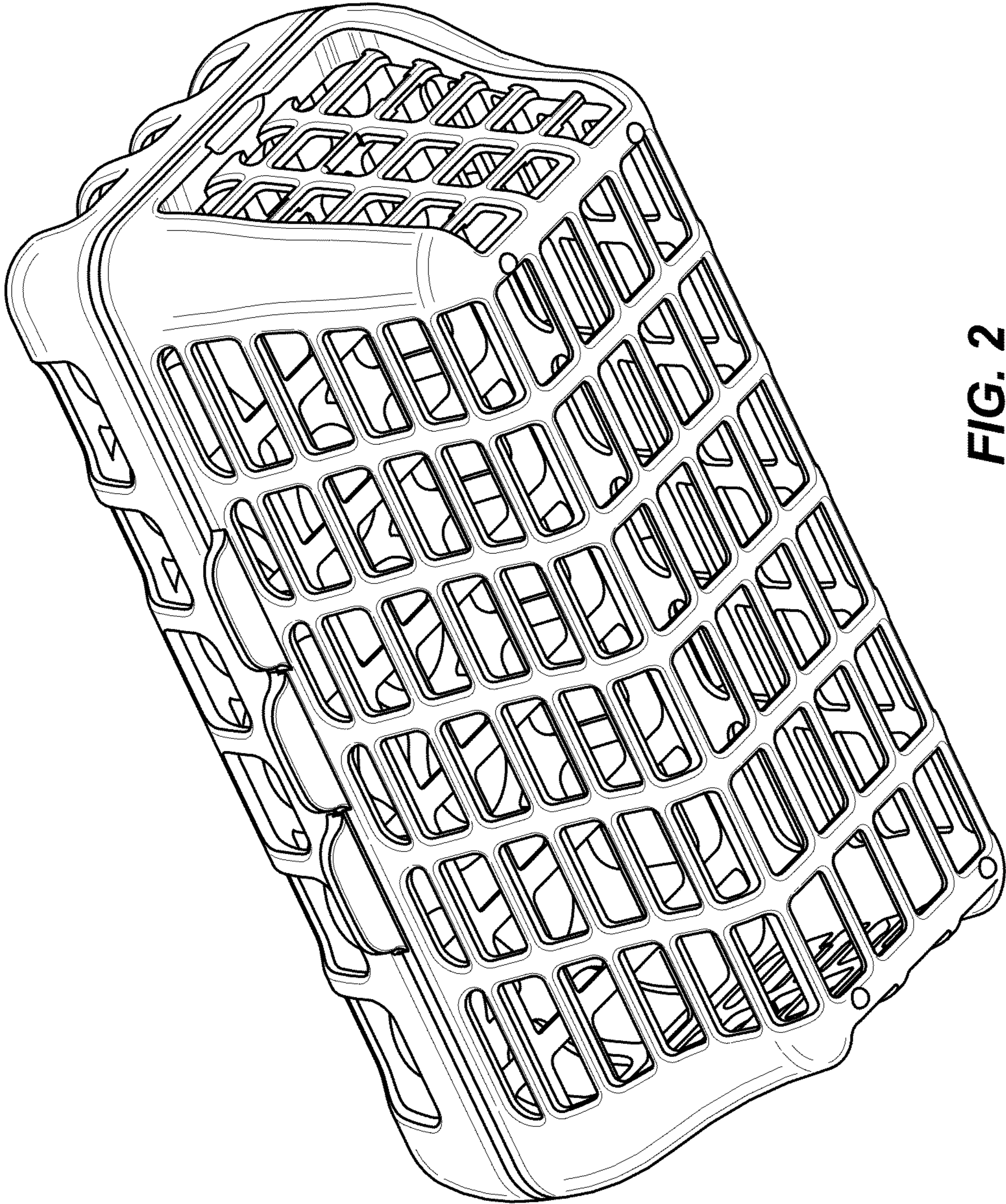


FIG. 2




FIG. 3

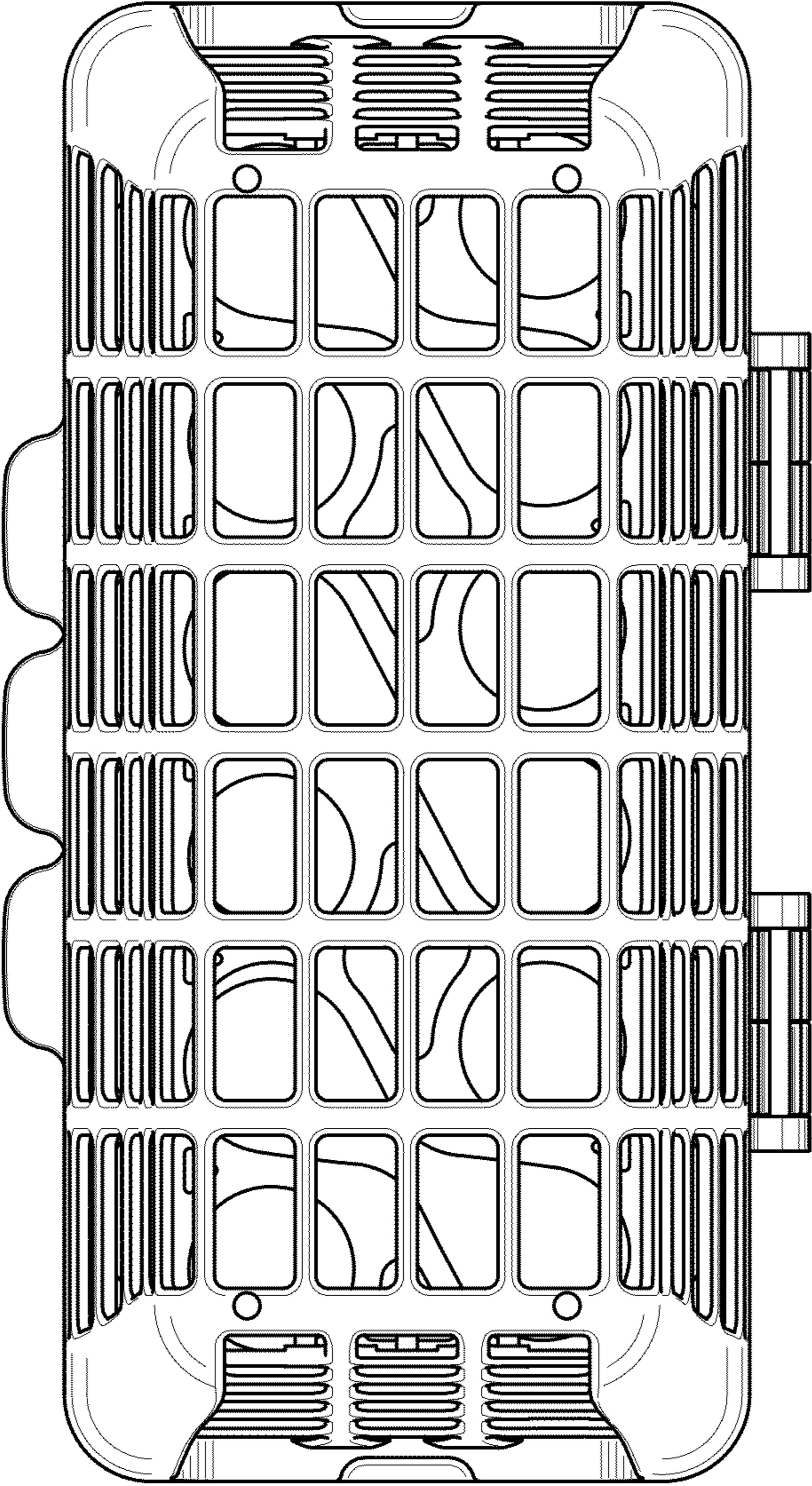
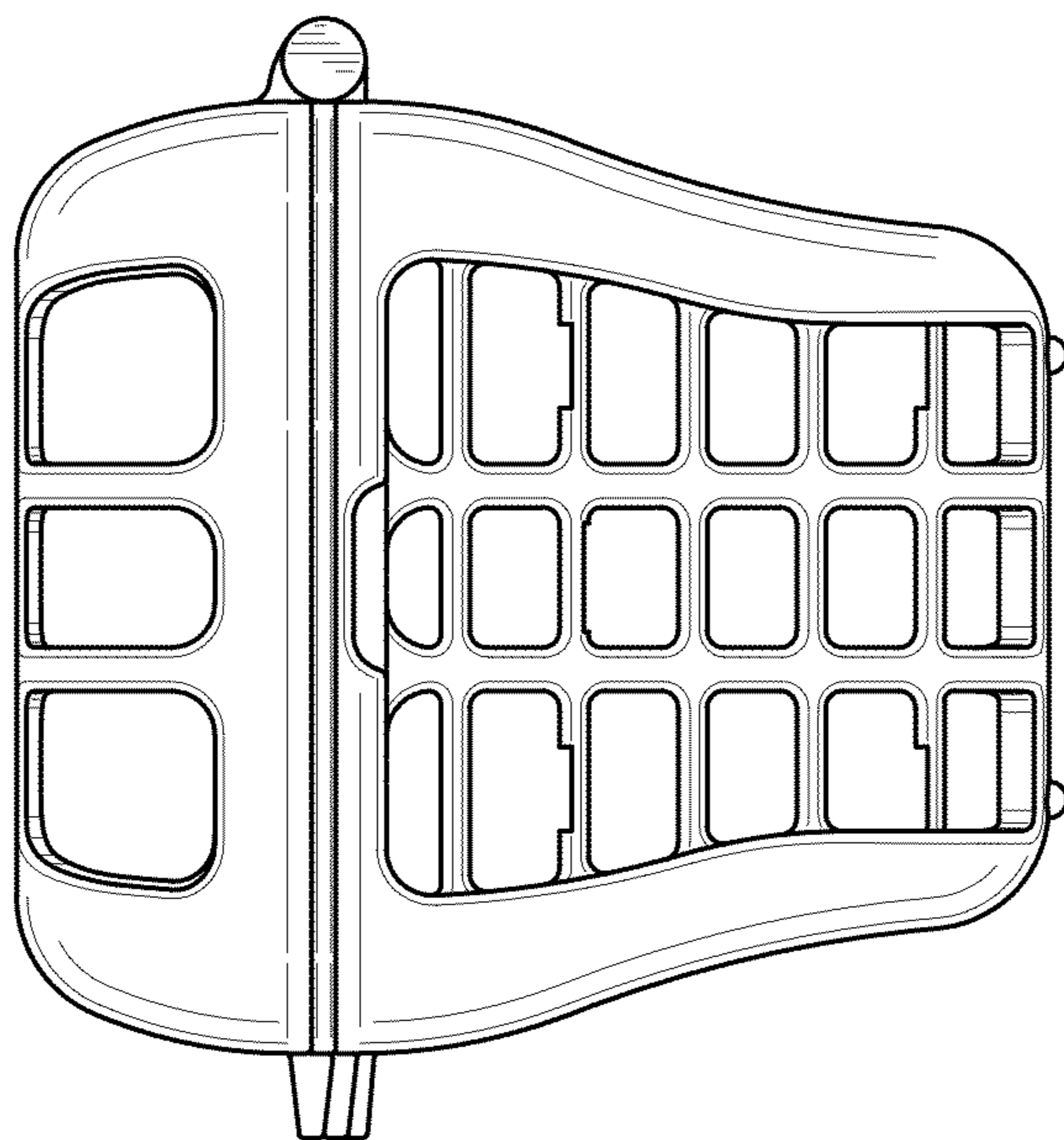
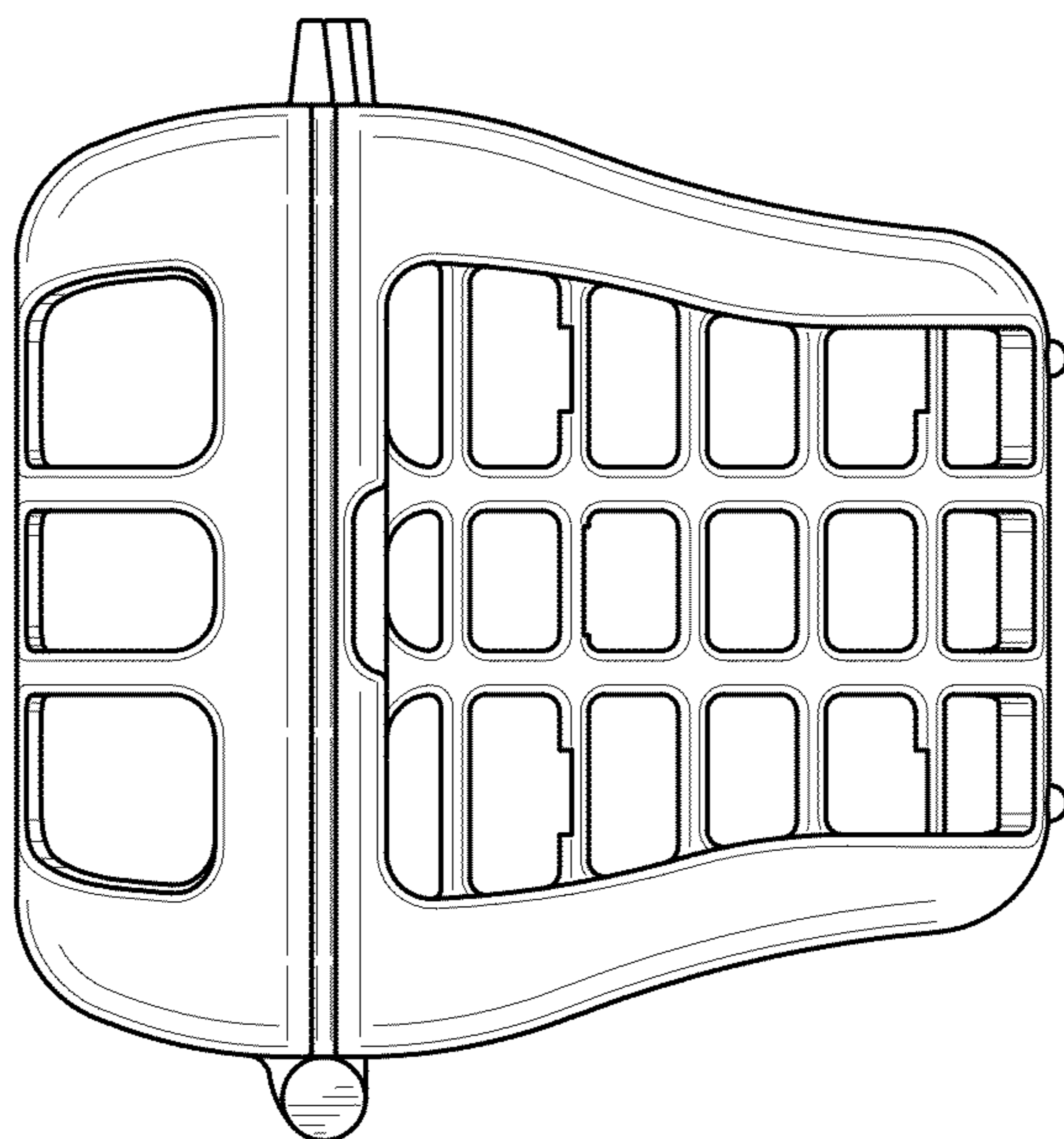


FIG. 4



**FIG. 6**



**FIG. 5**

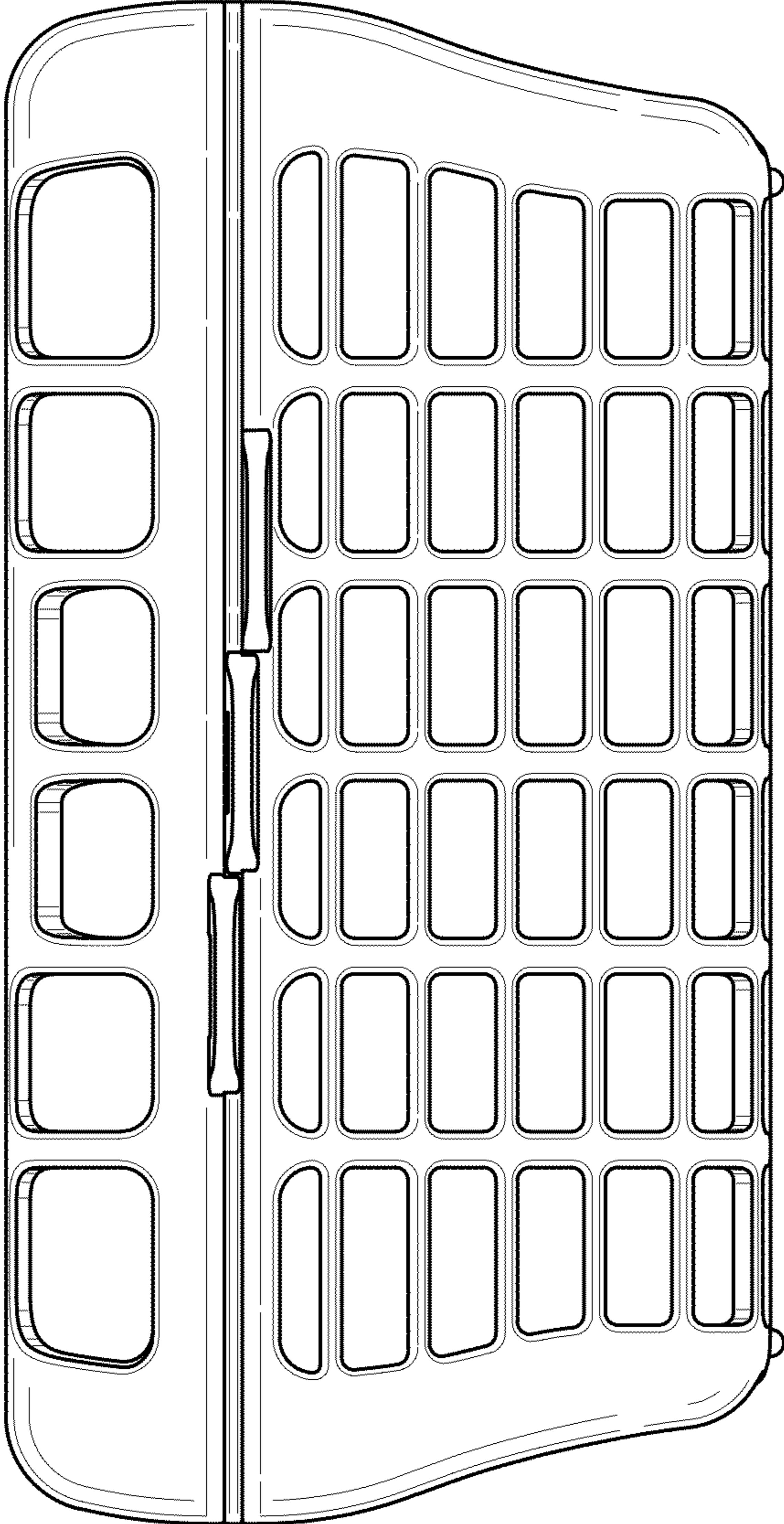
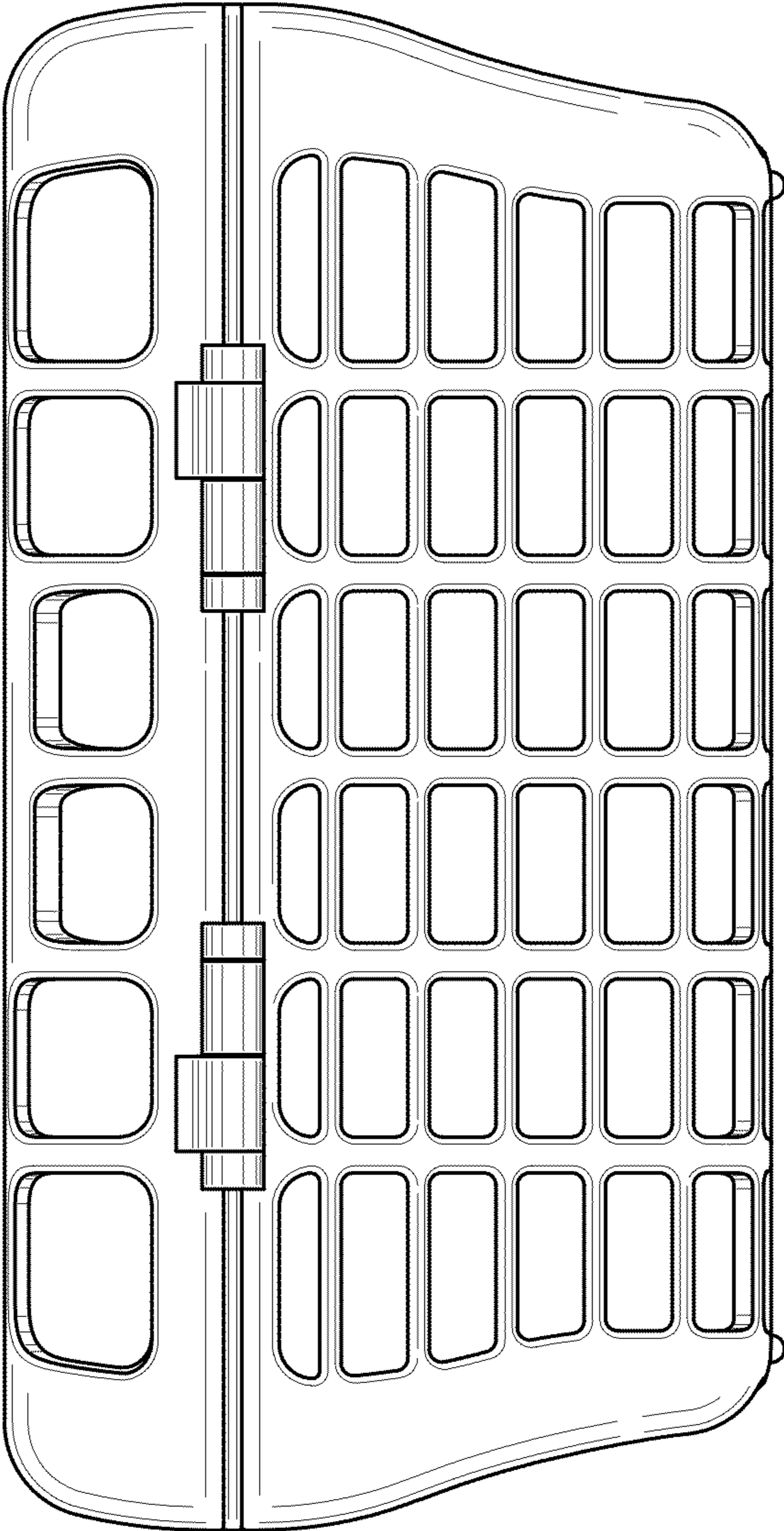


FIG. 7



**FIG. 8**