



US00D703875S

(12) **United States Design Patent**  
**Lewandowski et al.**

(10) **Patent No.:** **US D703,875 S**  
(45) **Date of Patent:** **\*\* Apr. 29, 2014**

- (54) **HEAD SHIELD**
- (71) Applicants: **David Lewandowski**, Atlanta, GA (US);  
**Charles D. Richardson**, Atlanta, GA (US); **Justin E. Niefer**, Atlanta, GA (US)
- (72) Inventors: **David Lewandowski**, Atlanta, GA (US);  
**Charles D. Richardson**, Atlanta, GA (US); **Justin E. Niefer**, Atlanta, GA (US)
- (73) Assignee: **Evoshield, LLC**, Bogart, GA (US)
- (\*\*) Term: **14 Years**
- (21) Appl. No.: **29/452,327**
- (22) Filed: **Apr. 15, 2013**
- (51) **LOC (10) Cl.** ..... **29-02**
- (52) **U.S. Cl.**  
USPC ..... **D29/122**
- (58) **Field of Classification Search**  
USPC ..... D29/100, 101.1, 101.2, 101.3, 101.4, D29/101.5, 120.1, 120.2, 121.1, 121.2, 122, D29/102-107; D2/901, 870, 887, 891; D24/190; 2/16, 20-24, 62, 267, 455, 2/461, 463, 910, 911, 2.5, 5, 6.1-6.7, 10, 2/414, 425, 205; 602/3, 5, 6, 16, 23, 26  
See application file for complete search history.

D365,667	S	*	12/1995	Hargrove et al.	.....	D29/120.1
5,613,250	A	*	3/1997	Bell	.....	2/242
5,655,227	A	*	8/1997	Sundberg et al.	.....	2/414
5,720,051	A	*	2/1998	Johnson	.....	2/413
D392,342	S	*	3/1998	Tyler	.....	D21/333
5,974,593	A	*	11/1999	McNabb	.....	2/418
6,202,223	B1	*	3/2001	Chartrand	.....	2/410
6,260,205	B1	*	7/2001	Sansarlat	.....	2/181
D475,486	S	*	6/2003	Ide et al.	.....	D29/122
D504,980	S	*	5/2005	Le Carpentier	.....	D29/120.1
D593,715	S	*	6/2009	Scheffer et al.	.....	D29/121.2
7,682,325	B2	*	3/2010	Chan	.....	602/23
7,752,679	B2	*	7/2010	Romero et al.	.....	2/24
8,196,226	B1	*	6/2012	Schuh	.....	2/412
D663,076	S	*	7/2012	Parsons et al.	.....	D29/122
D666,779	S	*	9/2012	Harris	.....	D29/122
D670,870	S	*	11/2012	Harris	.....	D29/122
8,347,419	B1	*	1/2013	Cleva	.....	2/410
2010/0319098	A1	*	12/2010	Watt	.....	2/22

\* cited by examiner

*Primary Examiner* — Randall Gholson

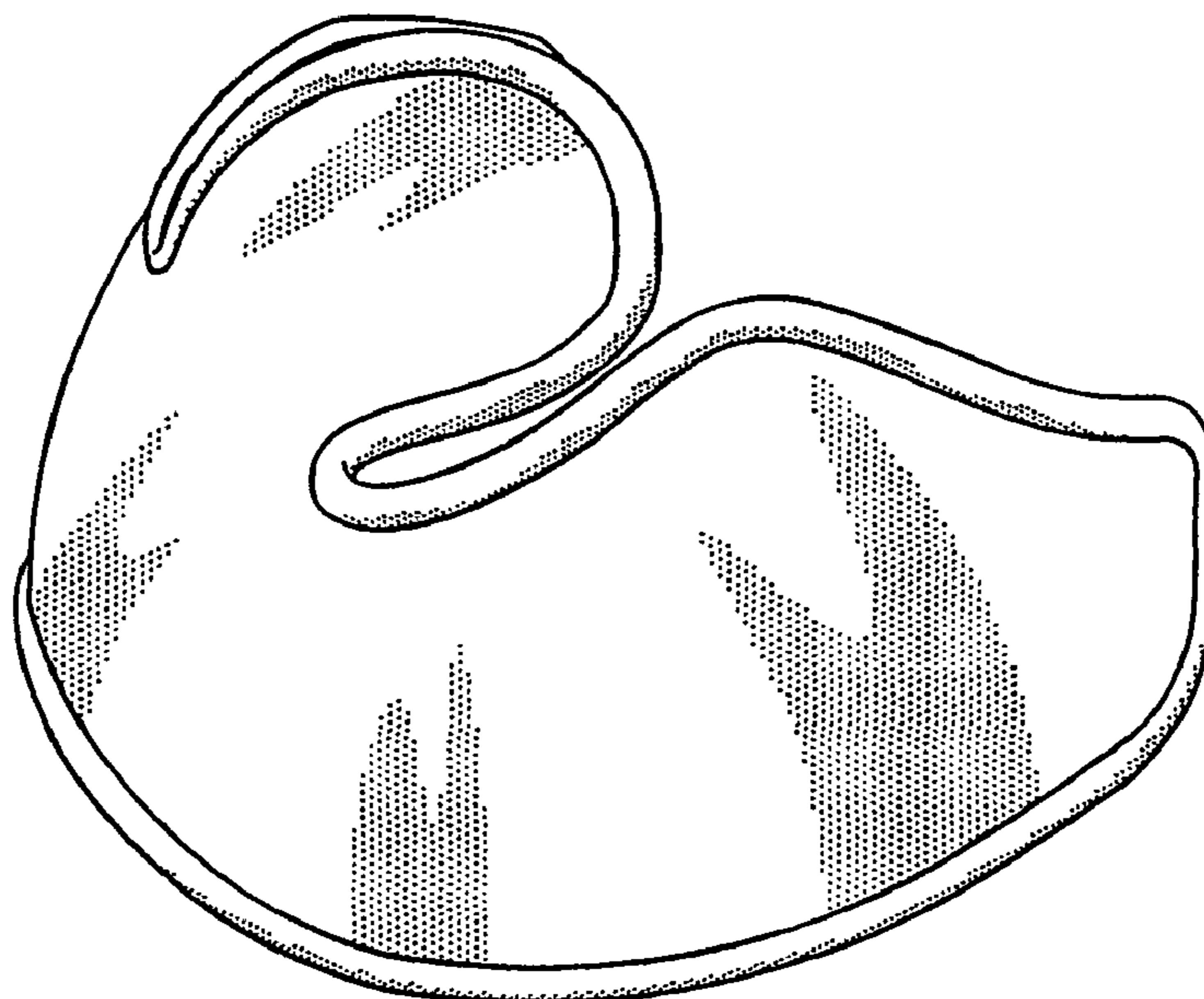
(57) **CLAIM**  
The ornamental design for a head shield, as shown and described.

**DESCRIPTION**

FIG. 1 is a perspective view of a head shield showing my new design.  
FIG. 2 is a top plan view thereof.  
FIG. 3 is a front elevational view thereof.  
FIG. 4 is a rear elevational view thereof.  
FIG. 5 is a side elevational view thereof.  
FIG. 6 is a side elevational view opposite the view of FIG. 5; and,  
FIG. 7 is a bottom view thereof.

**1 Claim, 3 Drawing Sheets**

- (56) **References Cited**  
U.S. PATENT DOCUMENTS  
58,798 A \* 10/1866 Metts ..... 111/63  
3,383,708 A \* 5/1968 Pappas ..... 2/22  
4,660,230 A \* 4/1987 Mayling ..... 2/413



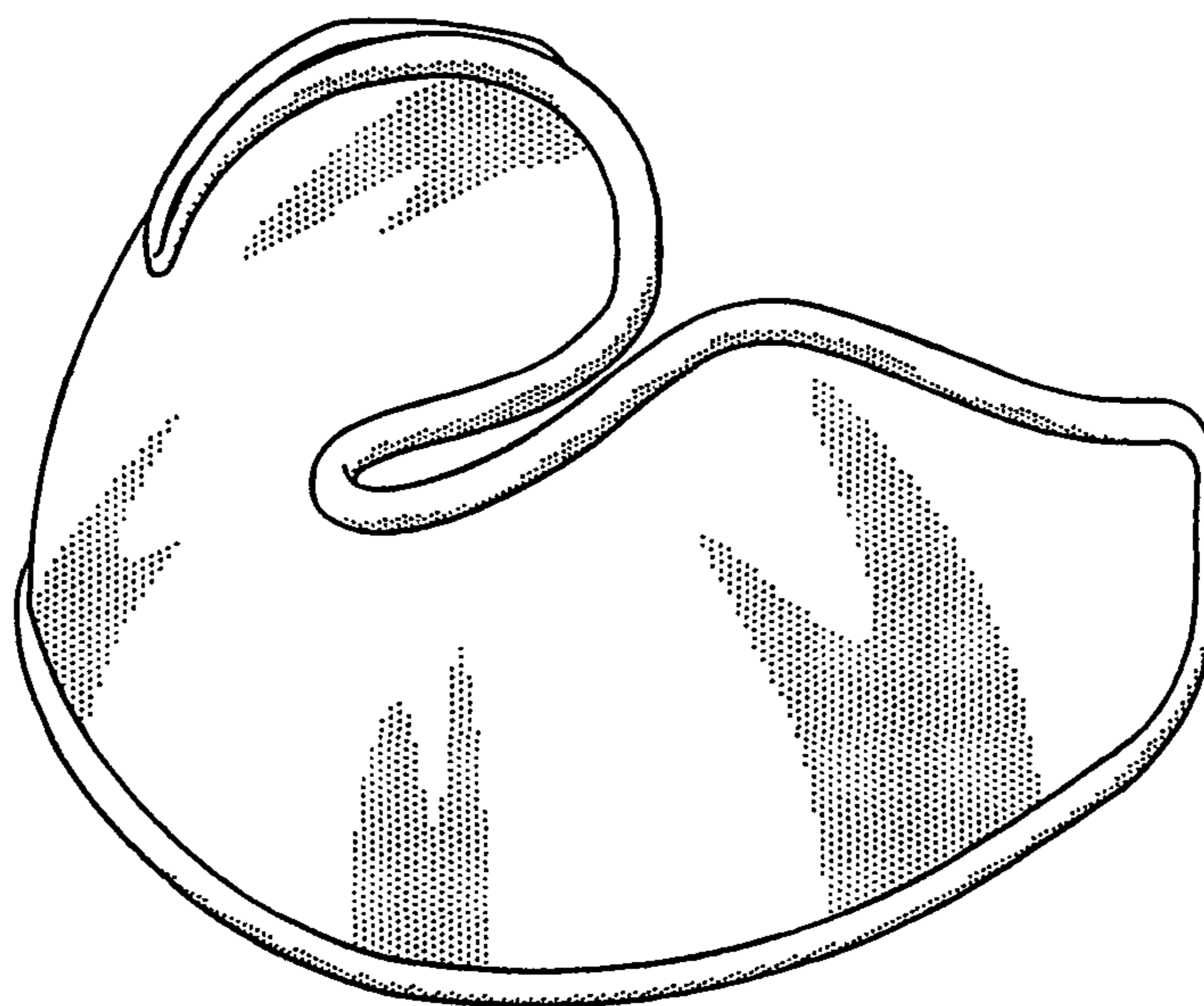


FIG. 1

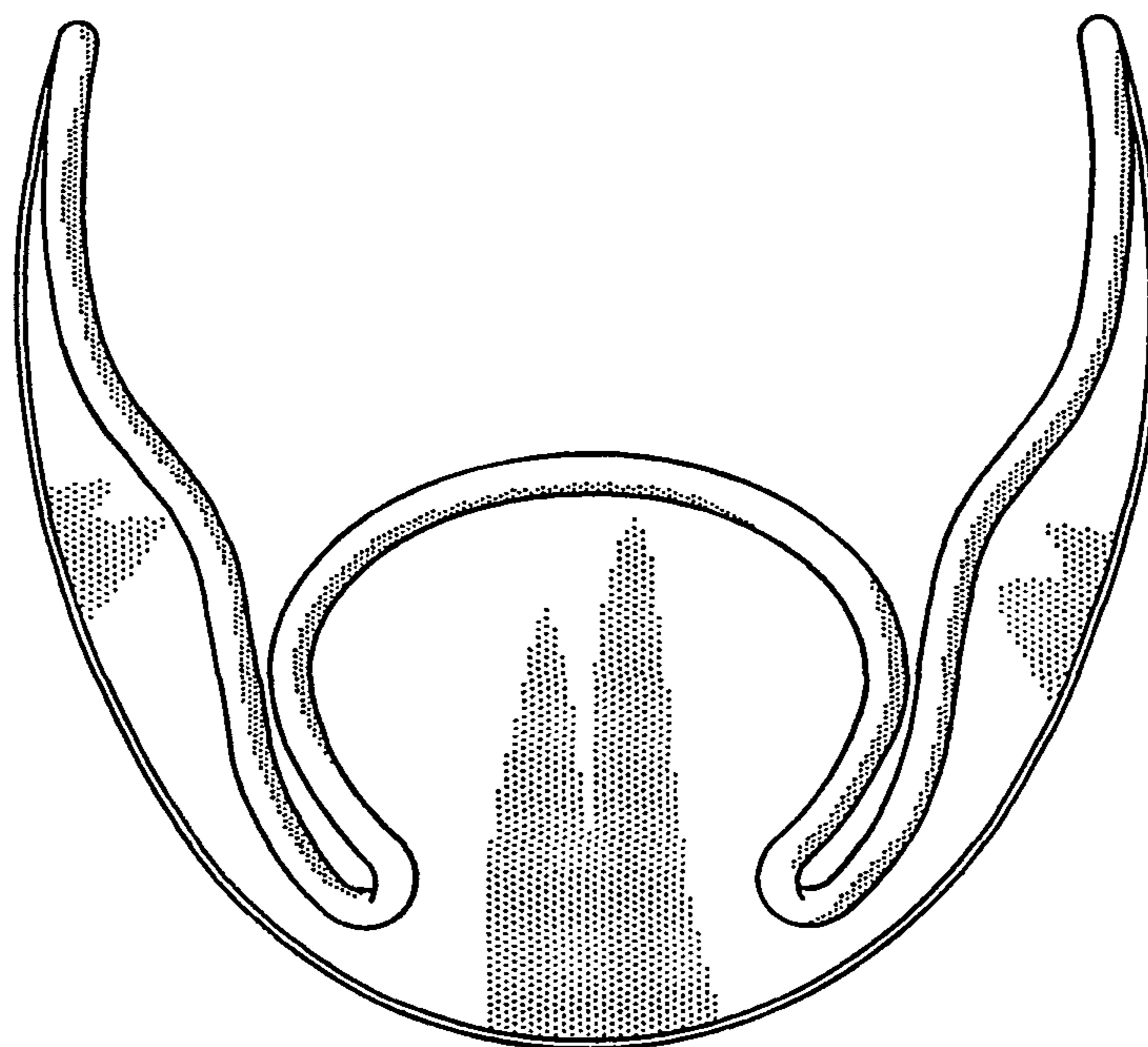


FIG. 2

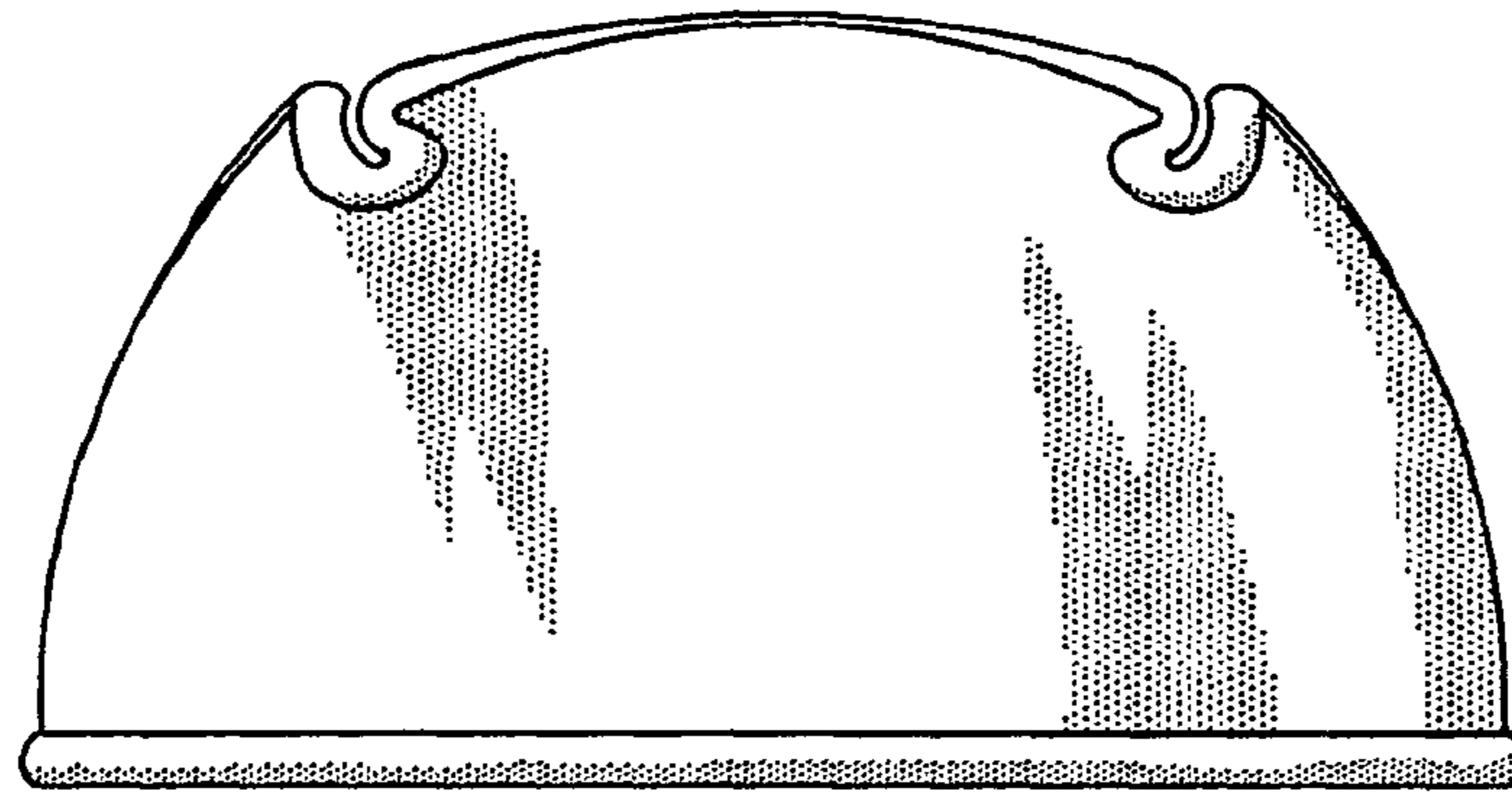


FIG. 3

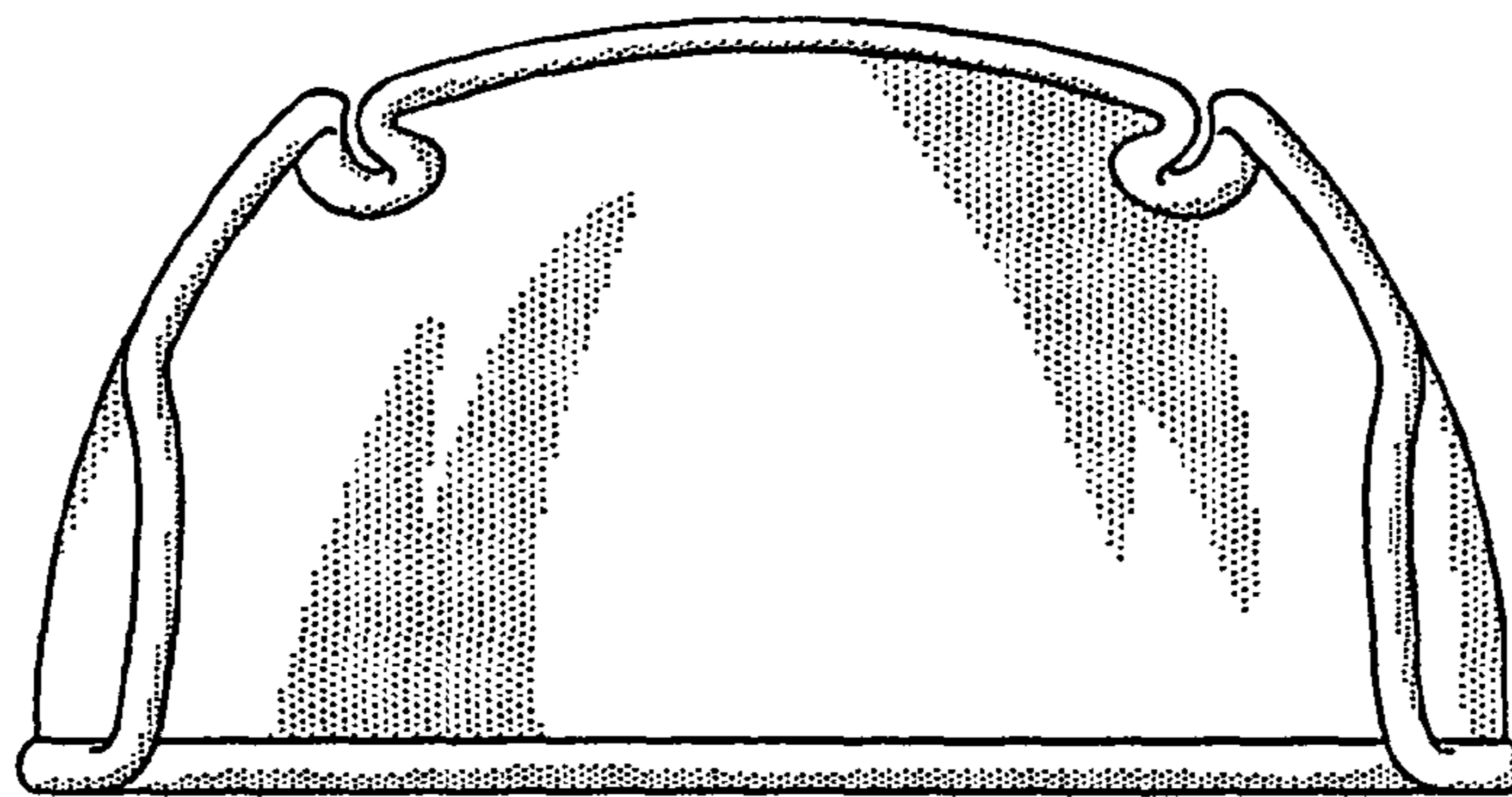


FIG. 4

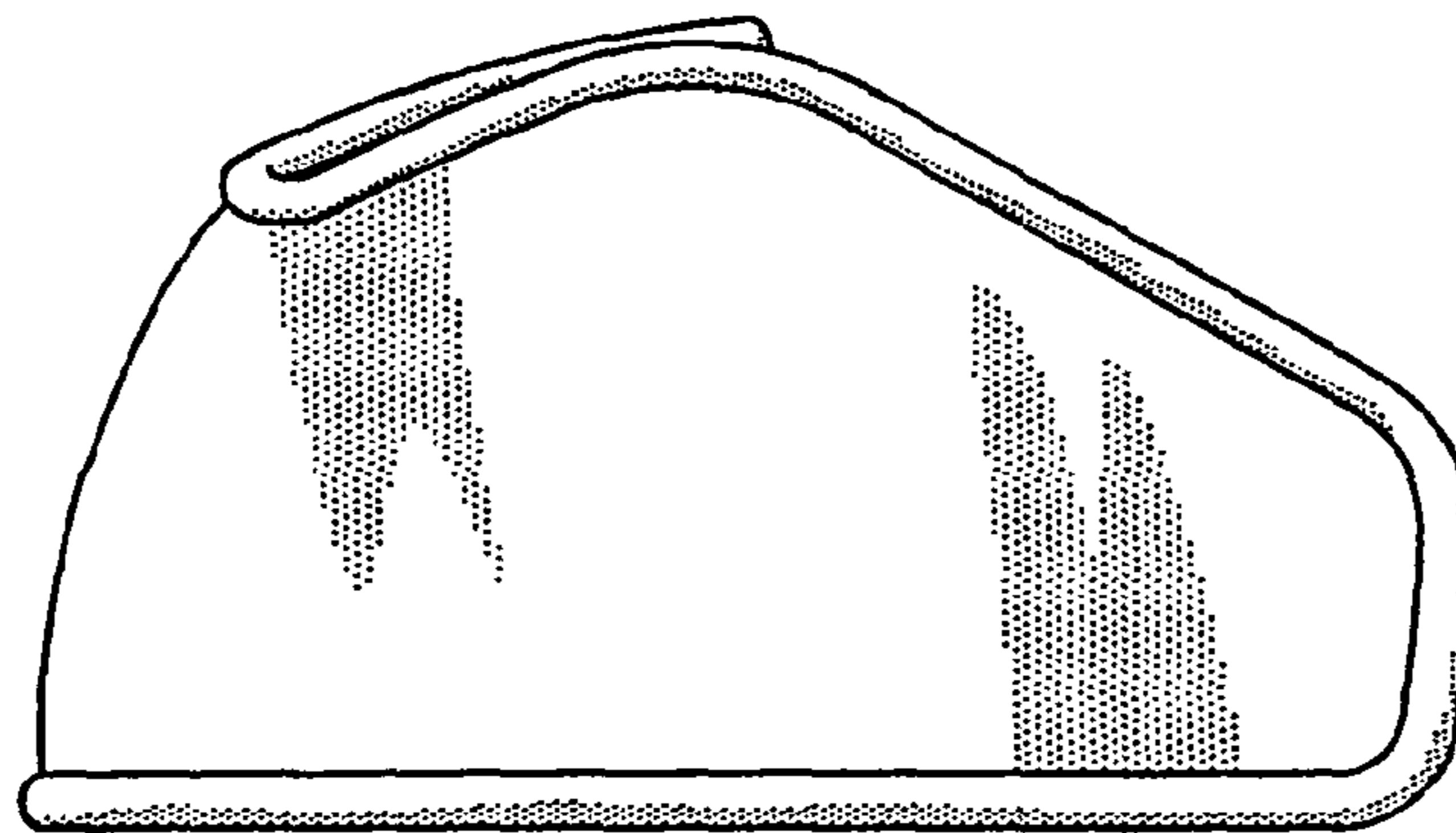


FIG. 5



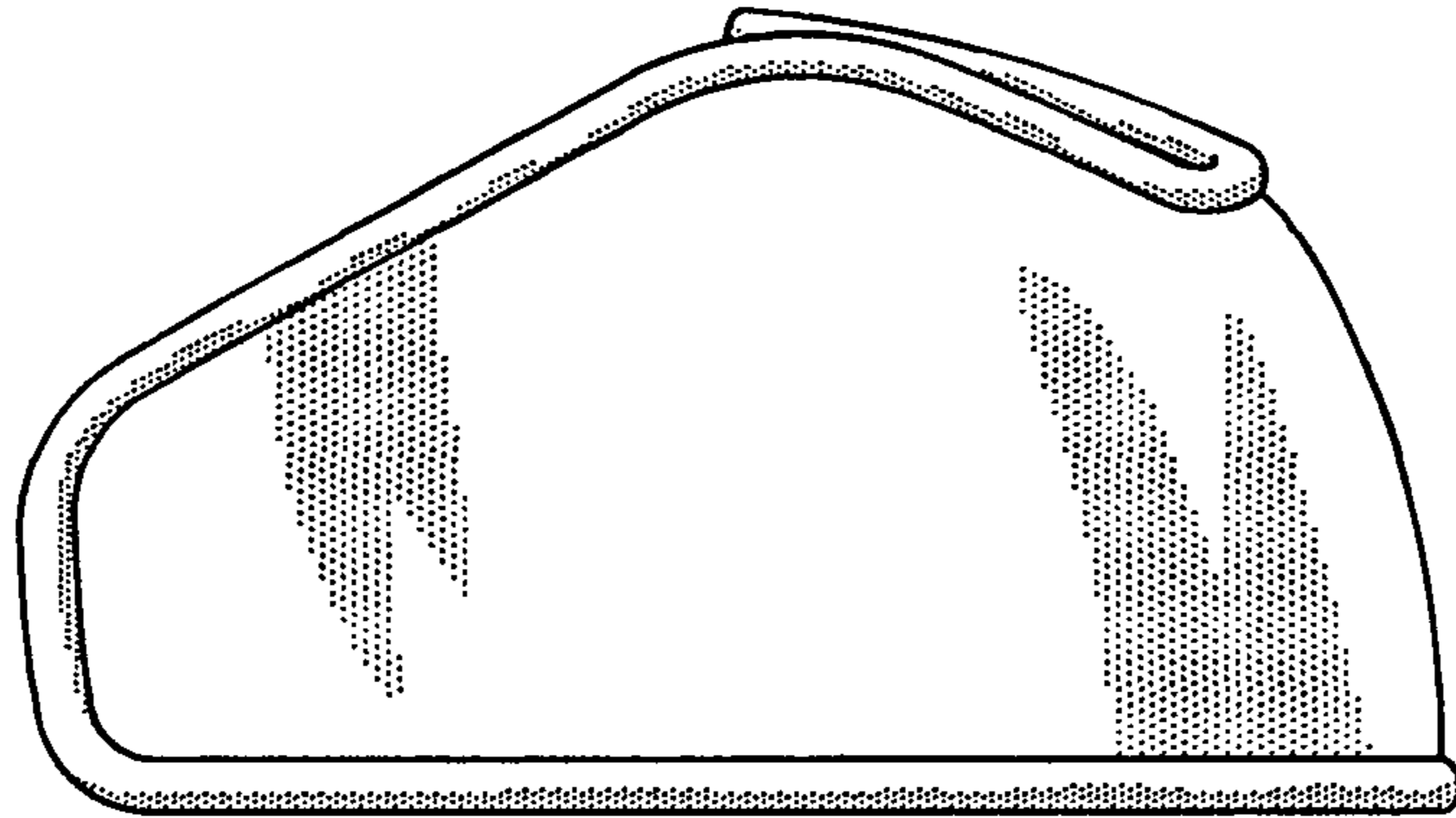


FIG. 6

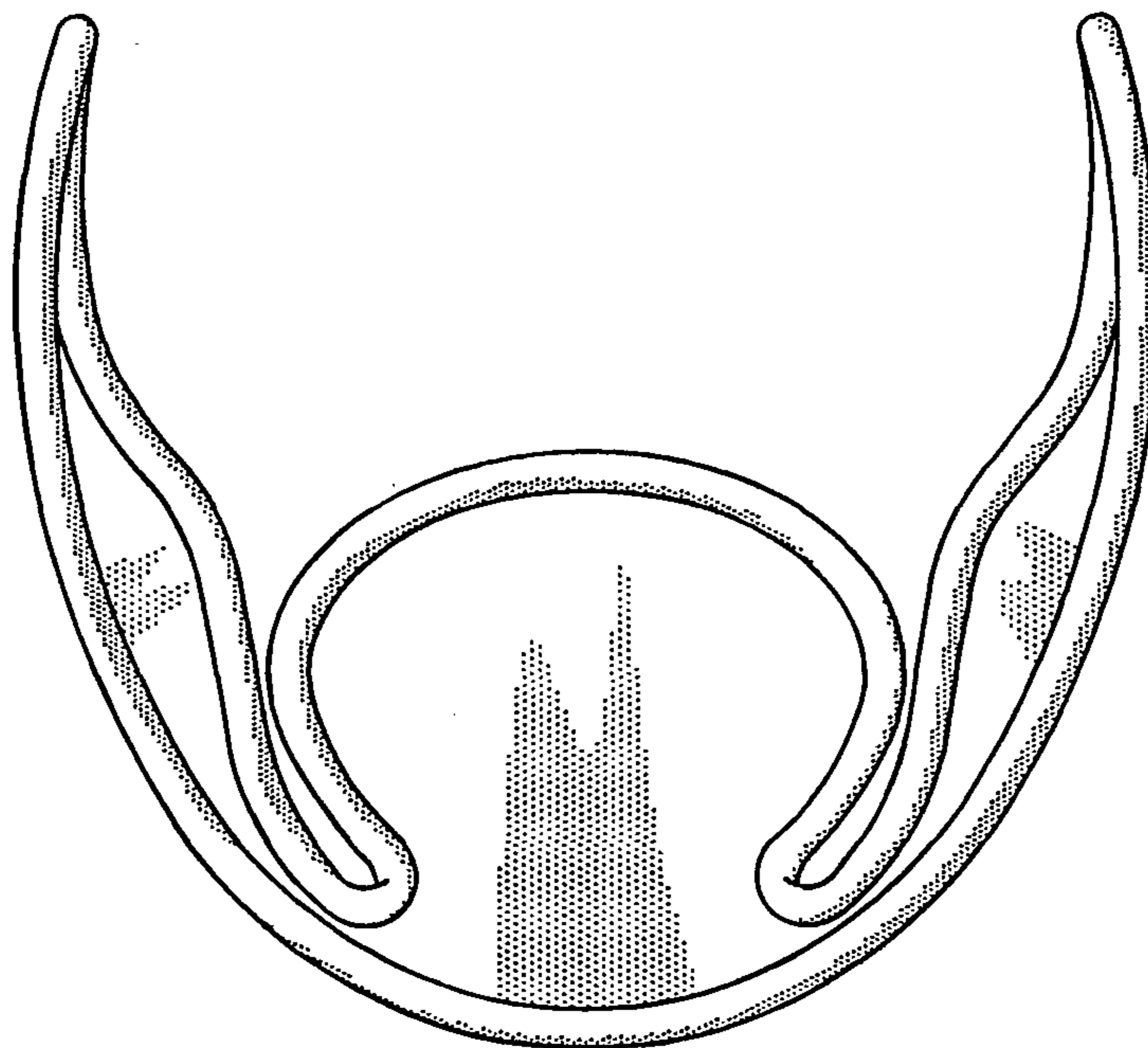


FIG. 7