

US00D703870S

(12) **United States Design Patent**
Bacquet

(10) **Patent No.:** **US D703,870 S**

(45) **Date of Patent:** **** Apr. 29, 2014**

(54) **PROTECTIVE VEST**

(71) Applicant: **American Ceramic Technology**, Poway,
CA (US)

(72) Inventor: **James Lee Bacquet**, Russellville, AR
(US)

(73) Assignee: **American Ceramic Technology**, Poway,
CA (US)

(**) Term: **14 Years**

(21) Appl. No.: **29/440,395**

(22) Filed: **Dec. 21, 2012**

(51) **LOC (10) Cl.** **29-02**

(52) **U.S. Cl.**
USPC **D29/101.4**

(58) **Field of Classification Search**
USPC D29/100, 101, 101.2, 101.3, 101.4, 122,
D29/124; D2/626, 829, 830, 860; 362/108;
D21/805; 441/88, 106, 108, 111, 117;
182/3; 2/48, 51, 92, 102, 103, 105,
2/913, 914, 915

See application file for complete search history.

(56) **References Cited**

U.S. PATENT DOCUMENTS

4,924,103 A * 5/1990 Stein et al. 250/516.1
D373,168 S * 8/1996 Kahn D21/805
D430,958 S * 9/2000 Stiff D29/100
D457,273 S * 5/2002 Griffiths D29/101.3
D482,499 S * 11/2003 Garrido et al. D29/100

6,904,620 B2 * 6/2005 Nishimoto 2/463
D539,009 S * 3/2007 Warn D2/861
D590,545 S * 4/2009 Lesley D29/101.4
D648,489 S * 11/2011 Stockard D29/100
8,176,569 B2 * 5/2012 Rock et al. 2/2.5
D666,363 S * 8/2012 Culbertson D29/101.4
8,330,133 B2 * 12/2012 Gold et al. 250/516.1

* cited by examiner

Primary Examiner — Randall Gholson

(74) *Attorney, Agent, or Firm* — Mastermind IP Law P.C.;
Diane L. Gardner

(57) **CLAIM**

The ornamental design for a protective vest, substantially as
shown and described.

DESCRIPTION

FIG. 1 is a front perspective view of a protective vest showing
the new design;

FIG. 2 is a rear perspective view thereof;

FIG. 3 is a front view thereof;

FIG. 4 is a rear view thereof;

FIG. 5 is a right view thereof;

FIG. 6 is a top view thereof;

FIG. 7 is a bottom view thereof; and,

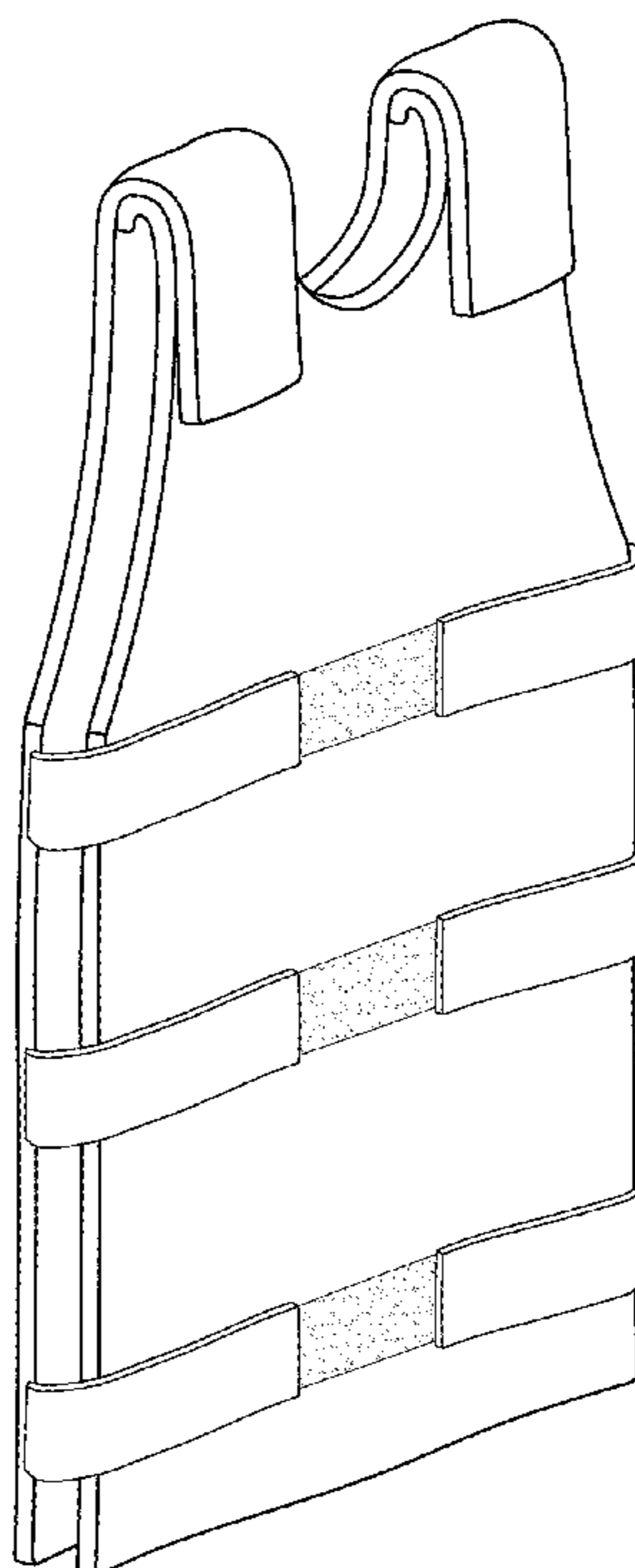
FIG. 8 is a front perspective thereof (one strap unsecured).

The left side of the design has been omitted as unnecessary; it
is a mirror image of the right side of the image depicted in
FIG. 5.

The elements shown in broken lines are not claimed.

The claimed design can be used, for example, as radiation
shielding.

1 Claim, 7 Drawing Sheets



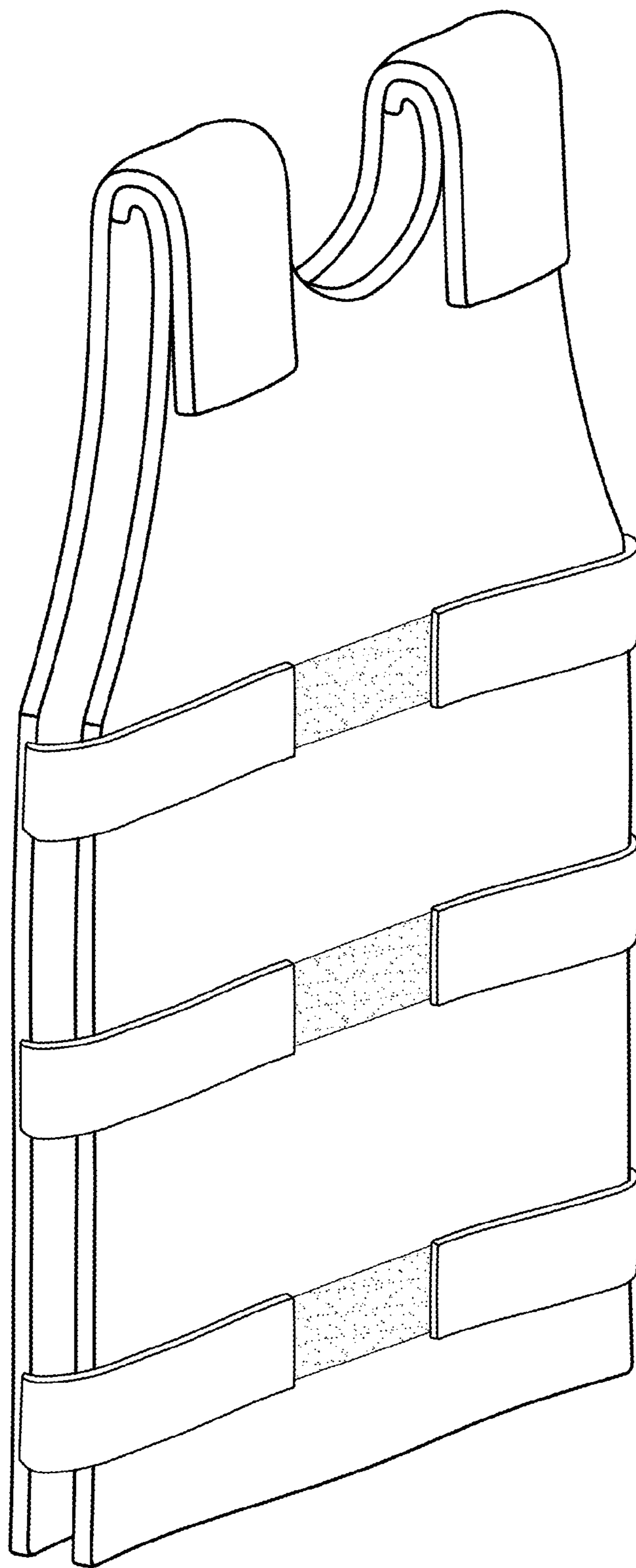


FIG. 1

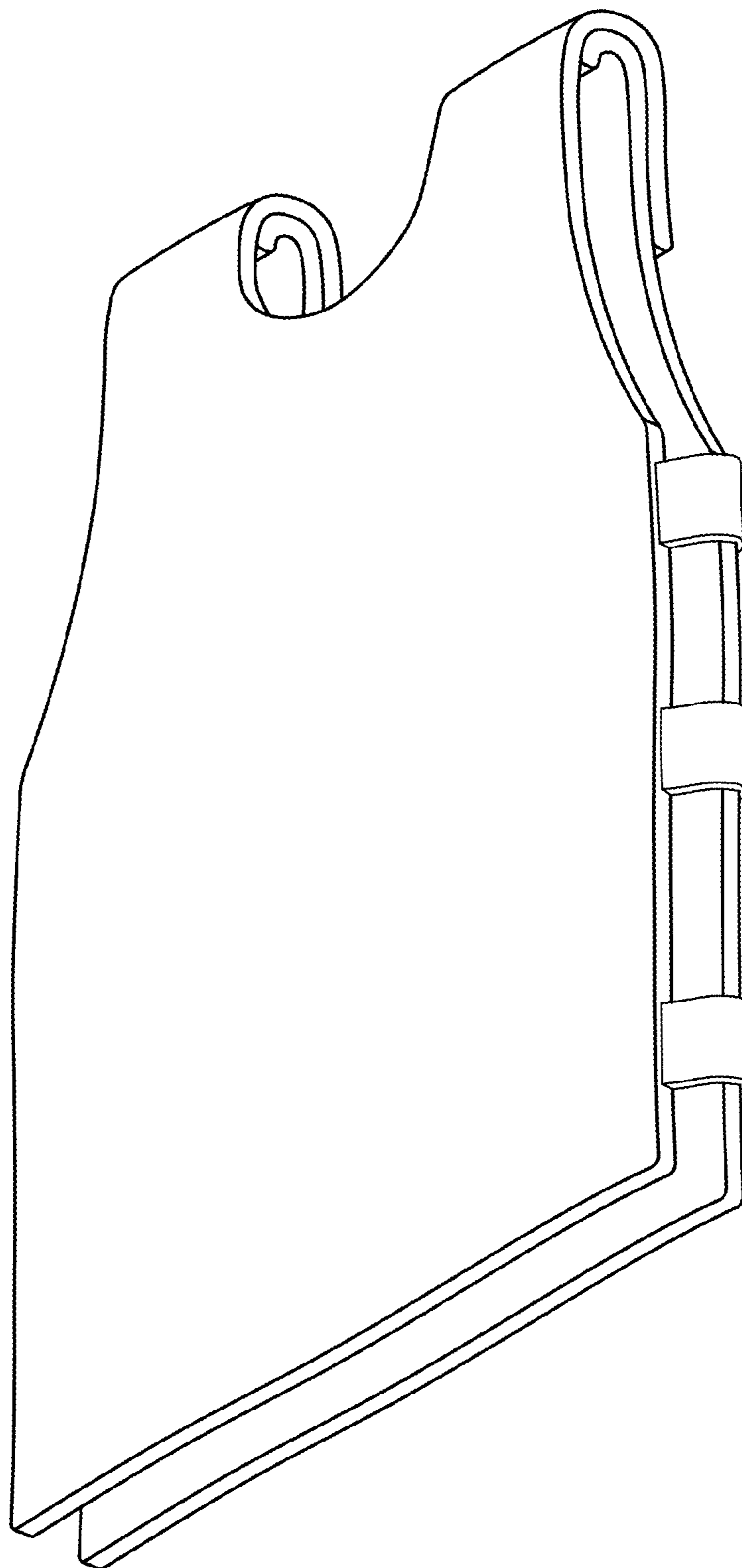


FIG. 2

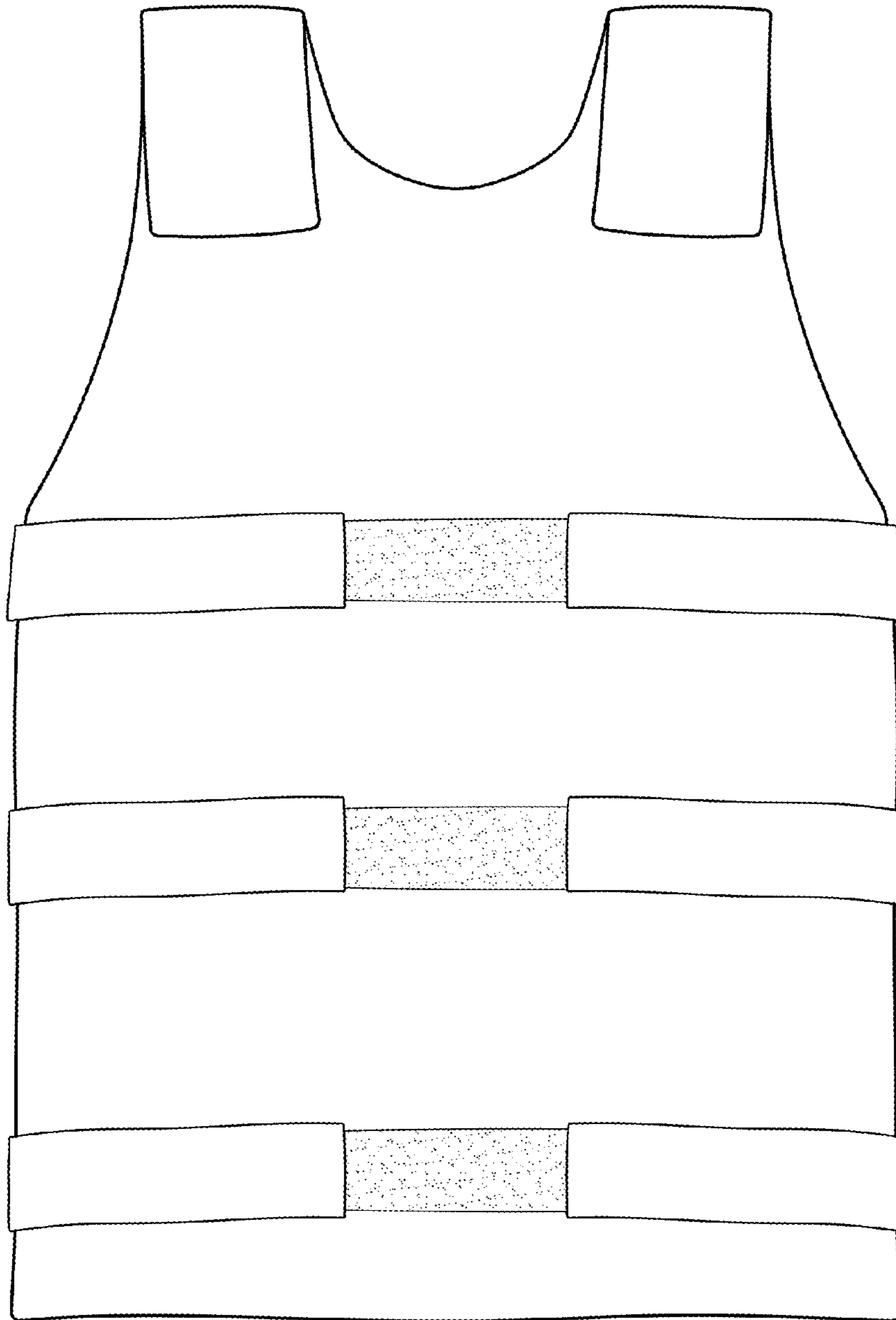


FIG. 3

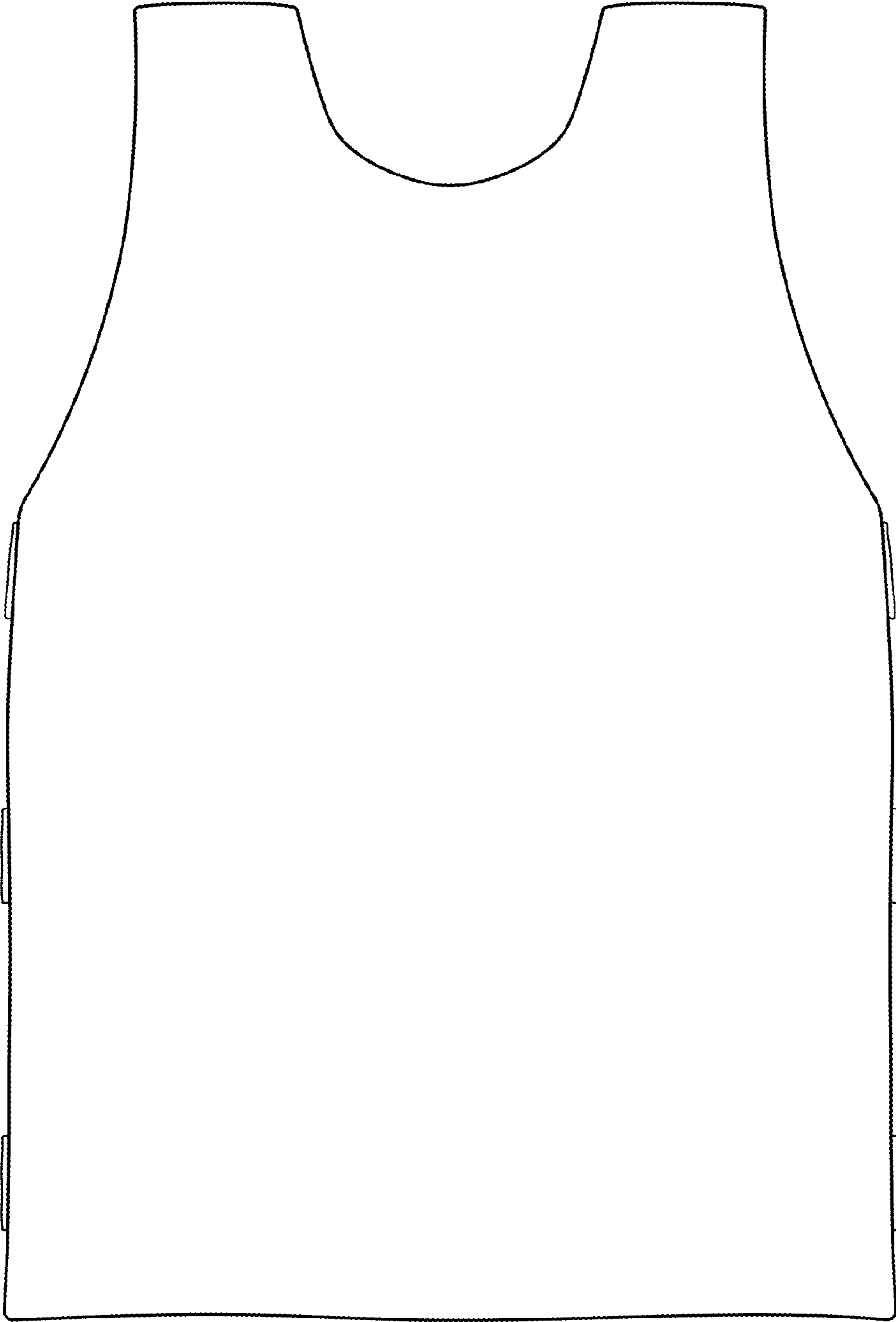


FIG. 4

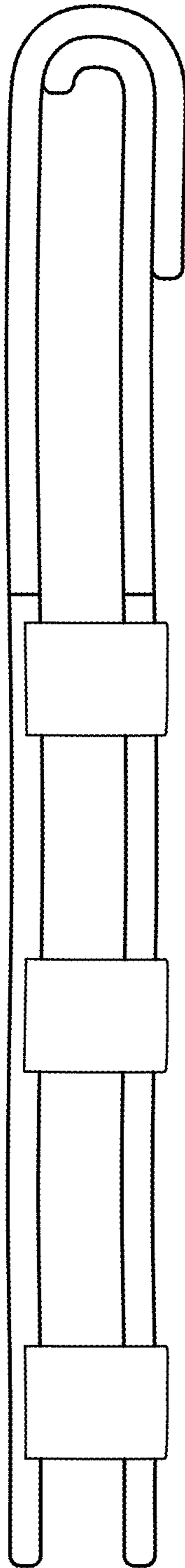


FIG. 5




FIG. 6




FIG. 7

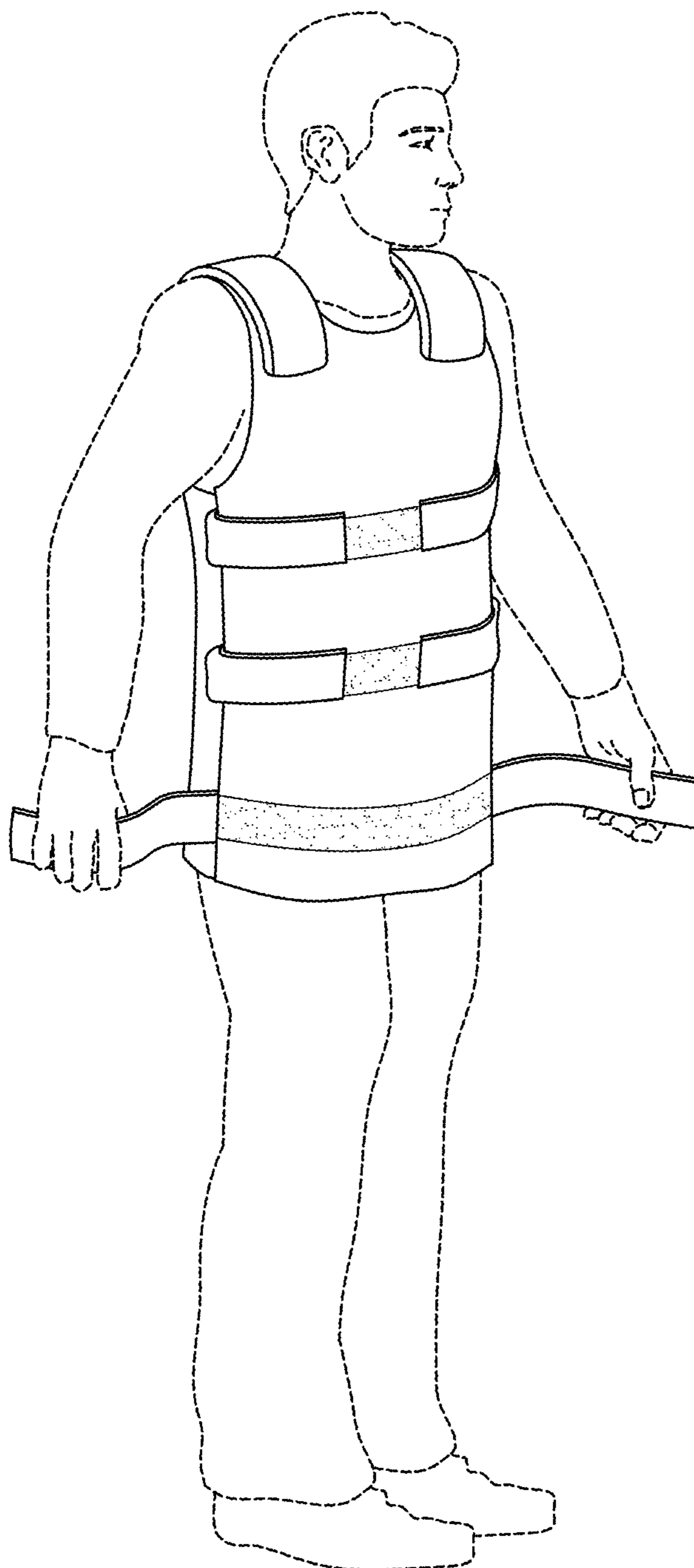


FIG. 8