



US00D703867S

(12) **United States Design Patent**  
**Srivastava**

(10) **Patent No.:** **US D703,867 S**

(45) **Date of Patent:** **\*\* Apr. 29, 2014**

(54) **COMB**

(71) Applicant: **Weeks & Leo**, Des Moines, IA (US)

(72) Inventor: **Sanjay Srivastava**, Johnston, IA (US)

(73) Assignee: **Weeks & Leo**, Des Moines, IA (US)

(\*\*) Term: **14 Years**

(21) Appl. No.: **29/460,949**

(22) Filed: **Jul. 17, 2013**

(51) **LOC (10) Cl.** ..... **28-03**

(52) **U.S. Cl.**  
USPC ..... **D28/29; D28/30**

(58) **Field of Classification Search**  
USPC ..... D28/7, 20–34, 39–43; 132/53, 101,  
132/112, 126, 128–131, 144, 148, 150, 208,  
132/216, 219, 275–284; D32/49; 15/142,  
15/143.1; D30/158, 159  
See application file for complete search history.

(56) **References Cited**

**U.S. PATENT DOCUMENTS**

D307,192 S \* 4/1990 Saferstein et al. .... D28/25  
D307,808 S \* 5/1990 Cabiddu ..... D28/29

D339,881 S \* 9/1993 Thomas ..... D28/29  
D365,662 S \* 12/1995 Leman ..... D28/25  
D433,184 S \* 10/2000 Lennon ..... D28/25  
D452,982 S \* 1/2002 Offer et al. .... D28/29  
D524,983 S \* 7/2006 Smith et al. .... D28/31

\* cited by examiner

*Primary Examiner* — Zenia Bennett

(74) *Attorney, Agent, or Firm* — Venable LLP; Steven J. Schwarz

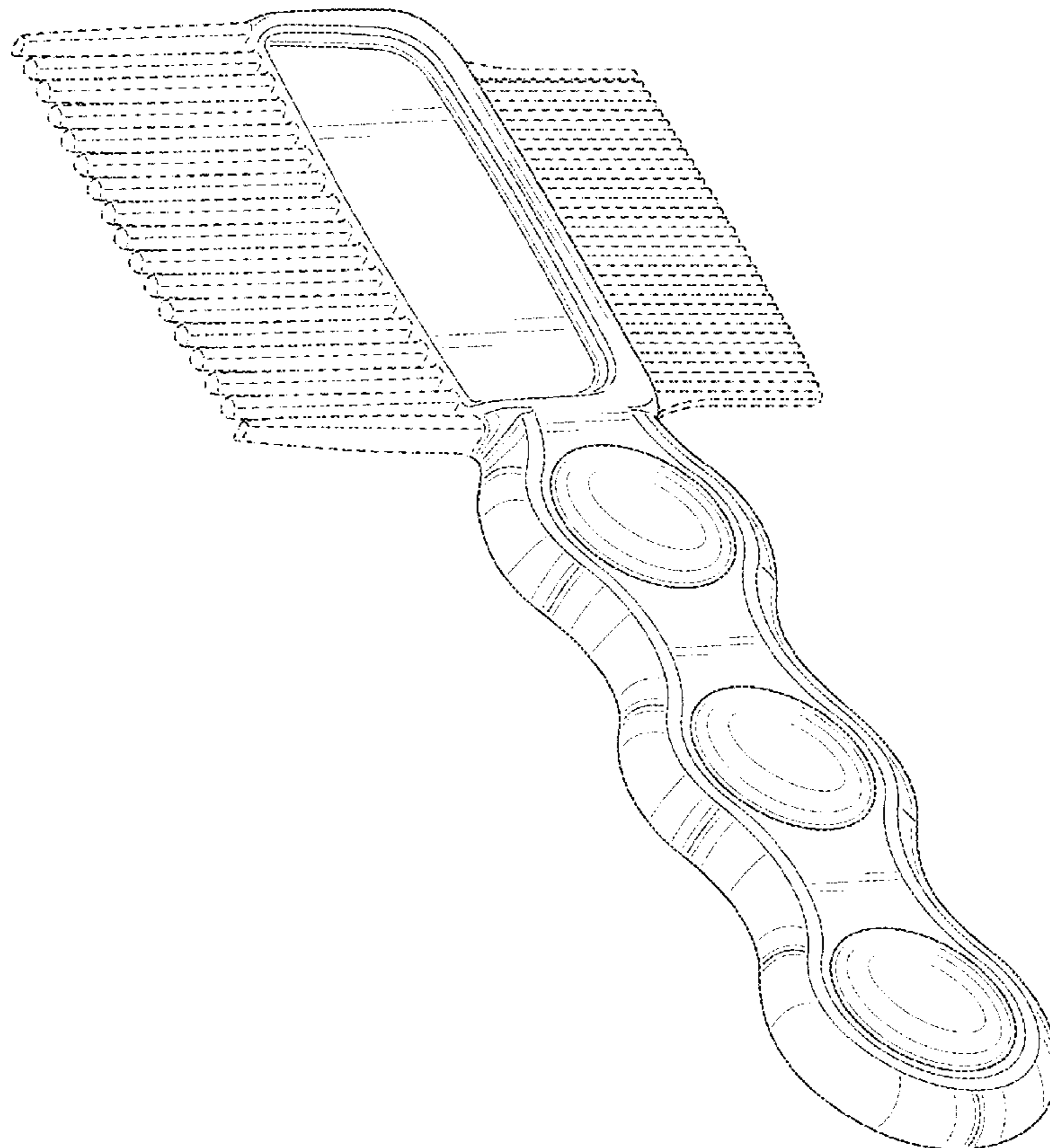
(57) **CLAIM**

The ornamental design for a comb, as shown and described.

**DESCRIPTION**

FIG. 1 is a perspective view of a comb according to the claimed design;  
FIG. 2 is a right-side elevational view of the comb of FIG. 1;  
FIG. 3 is a left-side elevational view of the comb of FIG. 1;  
FIG. 4 is a front elevational view of the comb of FIG. 1;  
FIG. 5 is a rear elevational view of the comb of FIG. 1;  
FIG. 6 is a top elevational view of the comb of FIG. 1; and,  
FIG. 7 is a bottom elevational view of the comb of FIG. 1.  
The features shown in broken lines are environment only and not part of the claimed design.

**1 Claim, 5 Drawing Sheets**



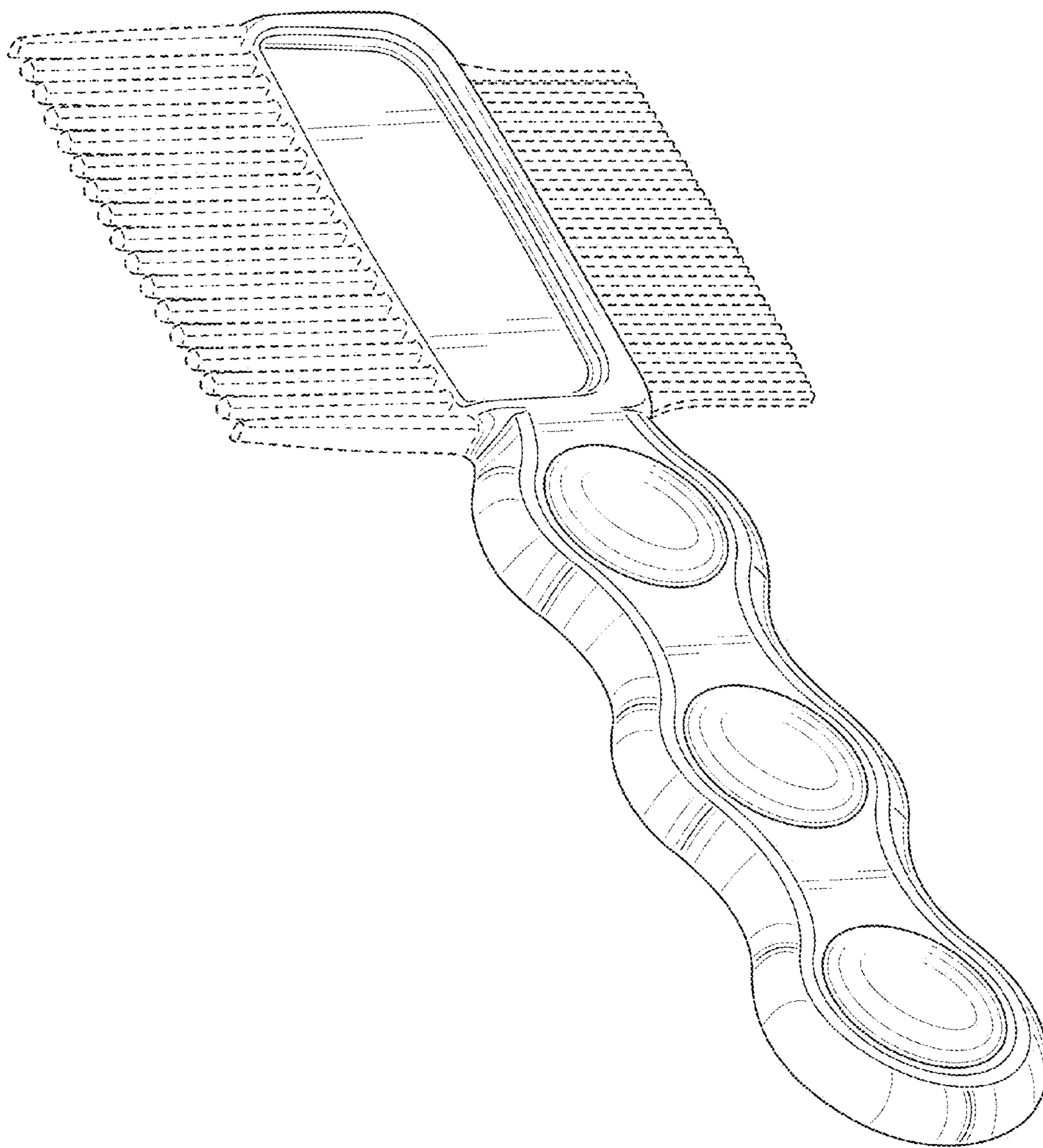


FIG. 1

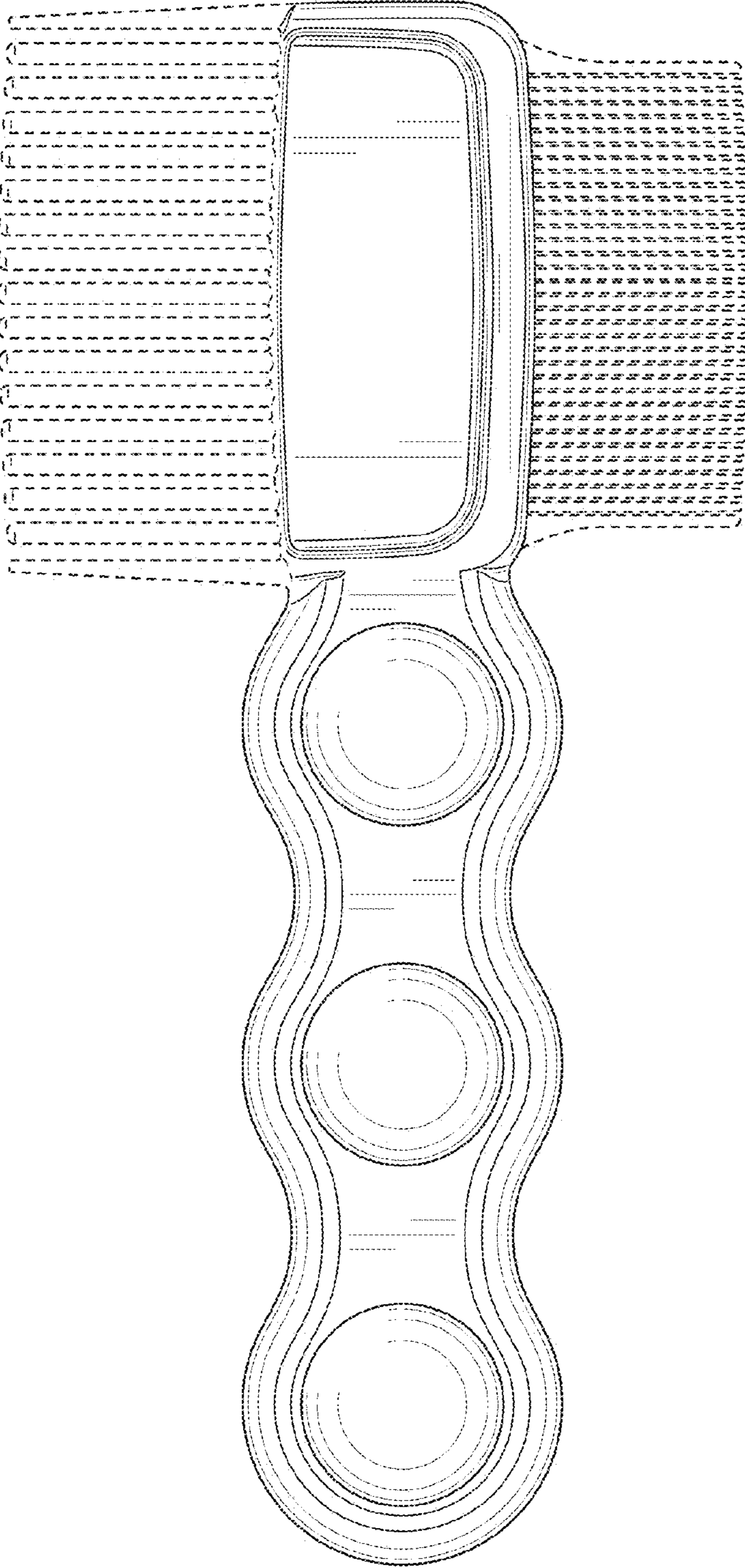


FIG. 2



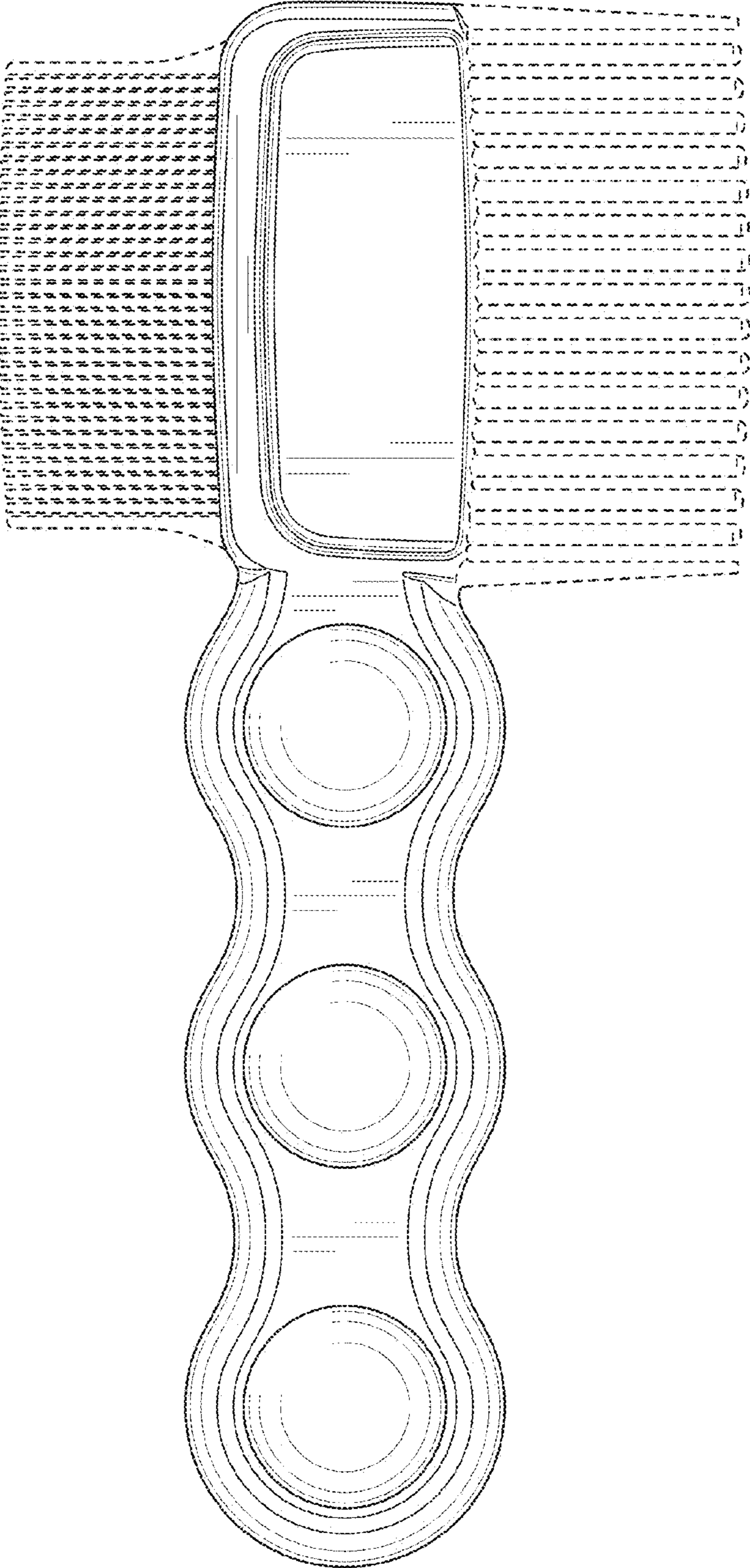


FIG. 3

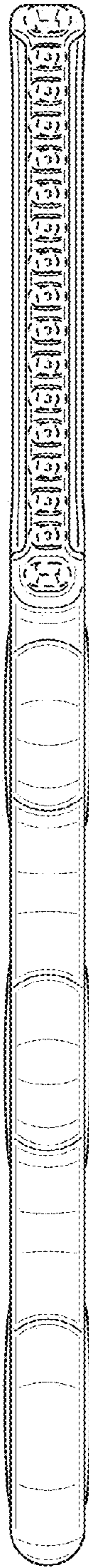


FIG. 4



FIG. 5

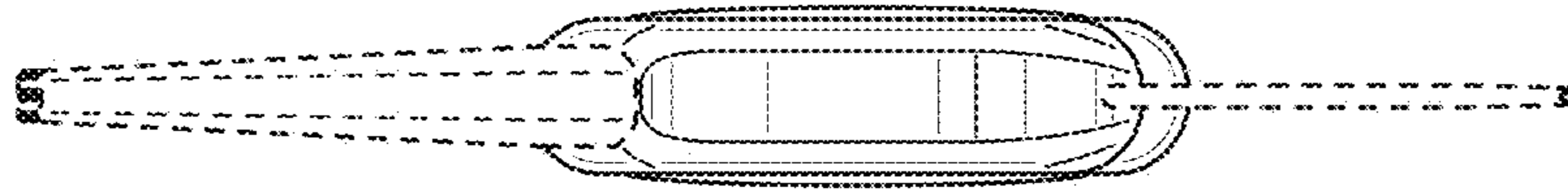


FIG. 6

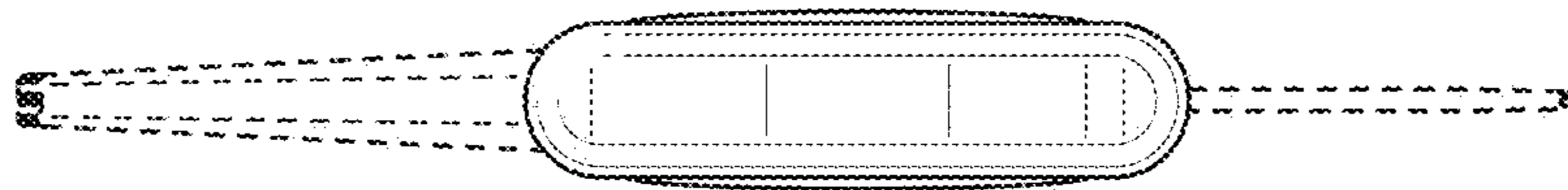


FIG. 7