



US00D703850S

(12) **United States Design Patent**
Alvarado

(10) **Patent No.:** **US D703,850 S**

(45) **Date of Patent:** **** Apr. 29, 2014**

(54) **BELT WITH LIGHT**

(76) Inventor: **Sonia Angelica Alvarado**, North Hills,
CA (US)

(**) Term: **14 Years**

(21) Appl. No.: **29/409,592**

(22) Filed: **Dec. 26, 2011**

(51) **LOC (10) Cl.** **26-02**

(52) **U.S. Cl.**
USPC **D26/39**

(58) **Field of Classification Search**
USPC D26/39, 37, 38, 46, 51; 362/103, 105,
362/106, 108, 157, 158, 183, 184, 194-197,
362/202-208; D2/629
See application file for complete search history.

(56) **References Cited**

U.S. PATENT DOCUMENTS

D472,998 S *	4/2003	Paris et al.	D26/39
D547,475 S *	7/2007	Xu	D26/39
D568,510 S *	5/2008	Shiu	D26/39
D575,888 S *	8/2008	Shiu	D26/39
D592,781 S *	5/2009	Petzl	D26/39
D600,379 S *	9/2009	Petzl	D26/39
D615,225 S *	5/2010	DeBrunner	D26/39
D615,678 S *	5/2010	DeBrunner	D26/39
D620,160 S *	7/2010	Kang et al.	D26/39

D624,221 S *	9/2010	DeBrunner	D26/39
D625,862 S *	10/2010	Fitch et al.	D26/39
D651,732 S *	1/2012	Hopkins	D26/39
D672,893 S *	12/2012	Inskeep	D26/39

* cited by examiner

Primary Examiner — Ian Simmons

Assistant Examiner — Carissa C Fitts

(57) **CLAIM**

The ornamental design for a belt with light, as shown and described.

DESCRIPTION

FIG. 1 is a perspective view of a belt with light showing my new design;

FIG. 2 is a front elevational view of the belt with light of FIG. 1;

FIG. 3 is a rear elevational view of the belt with light of FIG. 1;

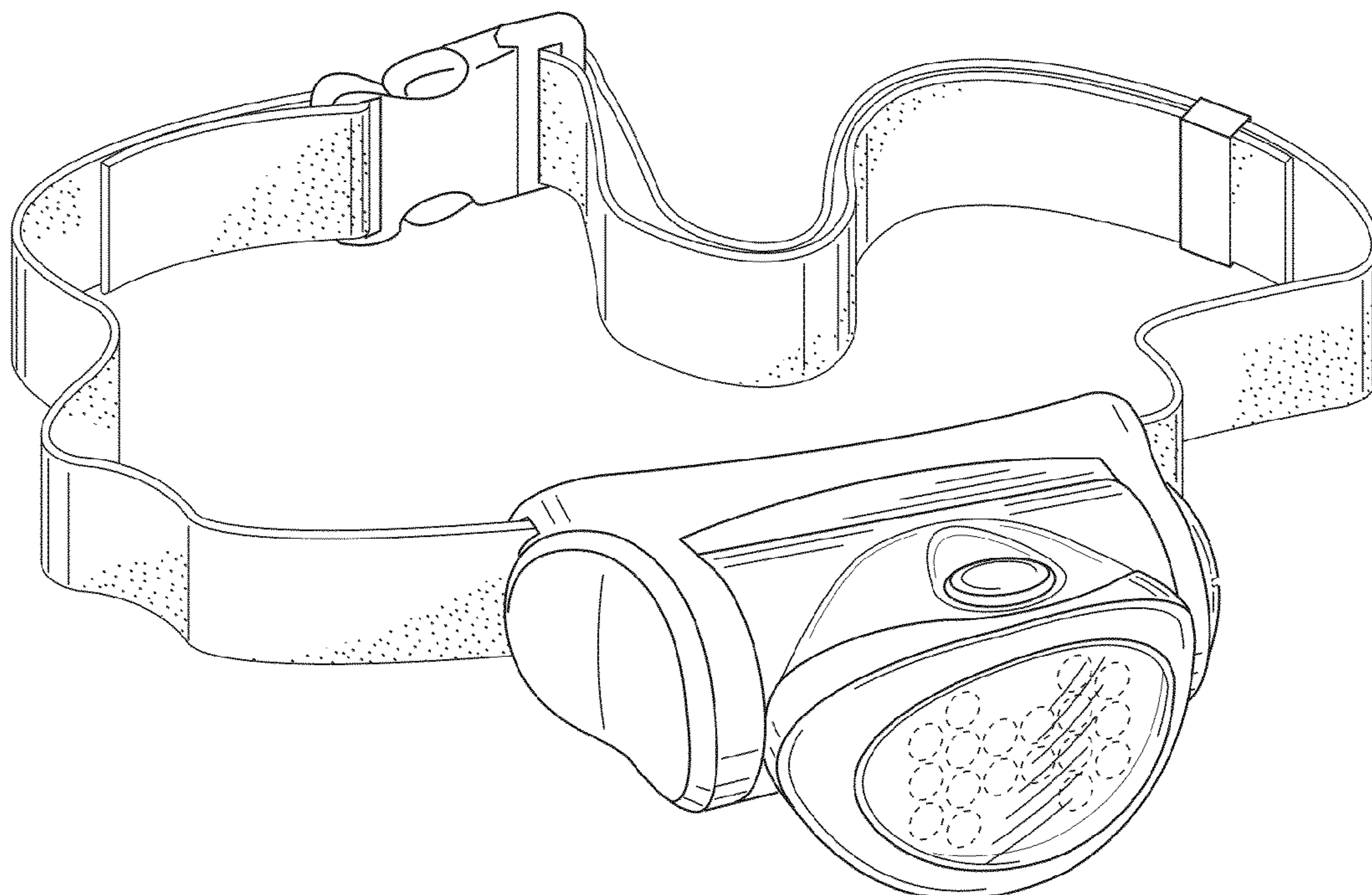
FIG. 4 is a right side elevational view of the belt with light of FIG. 1;

FIG. 5 is a left side elevational view of the belt with light of FIG. 1;

FIG. 6 is a top plan view of the belt with light of FIG. 1; and, FIG. 7 is a bottom plan view of the belt with light of FIG. 1.

The broken line showing is for environmental purposes only and forms no part of the claimed design.

1 Claim, 5 Drawing Sheets



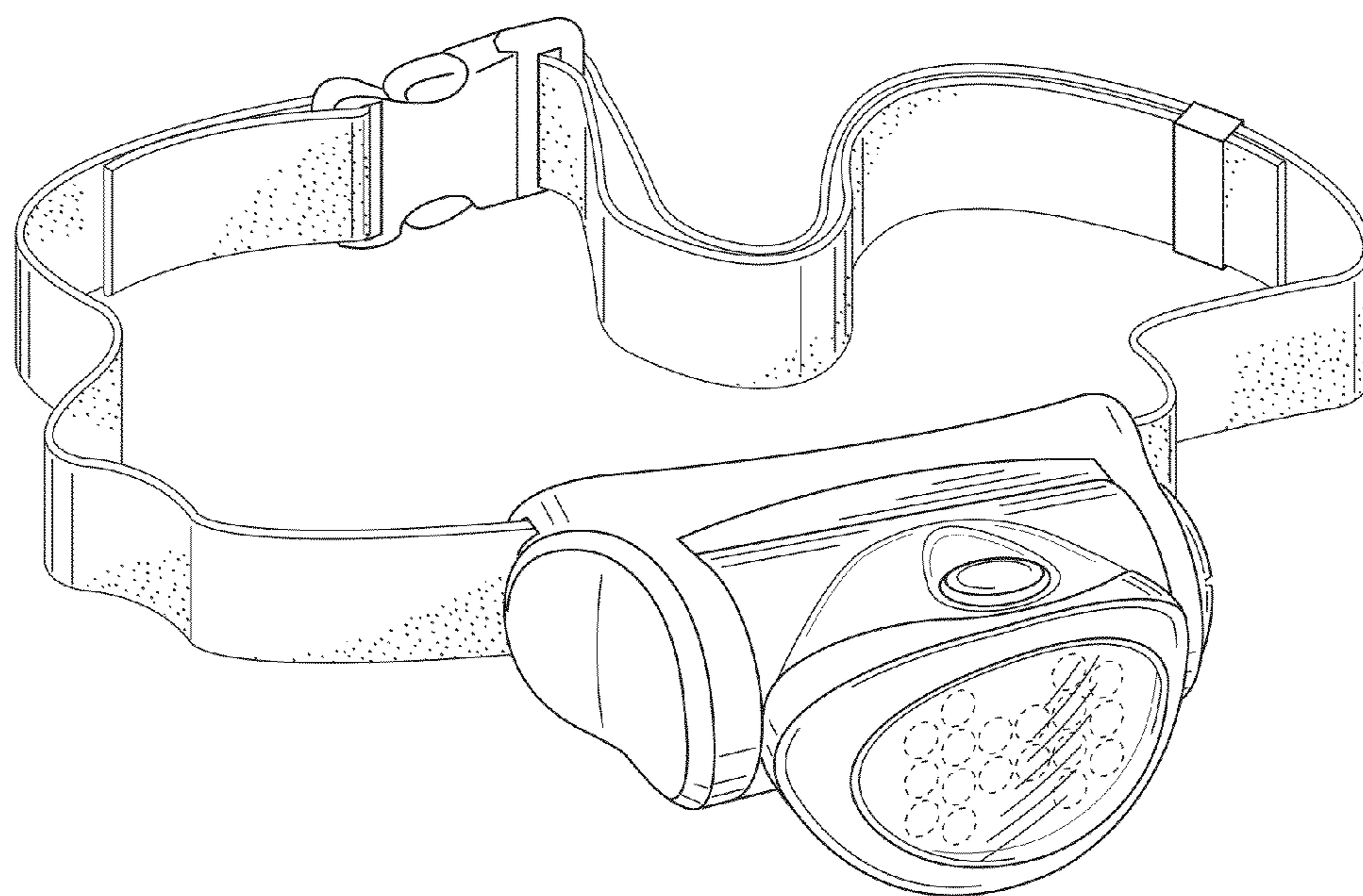


FIG. 1

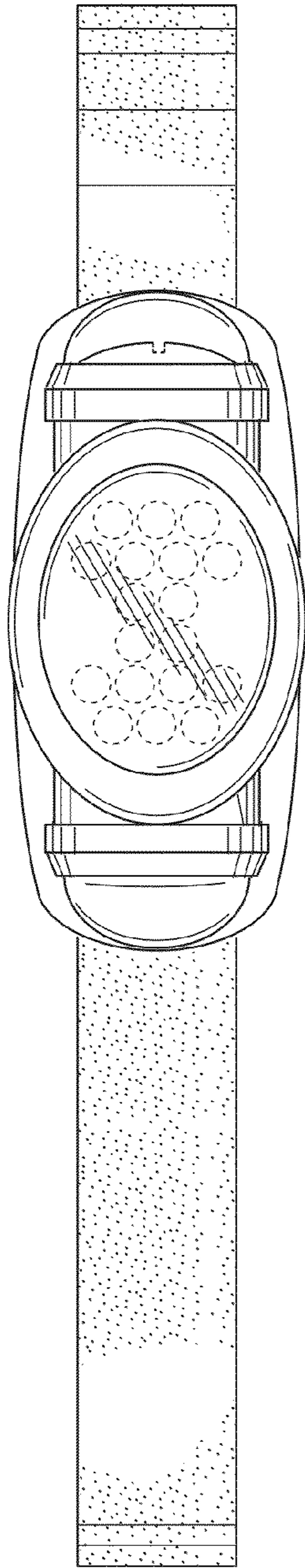


FIG. 2

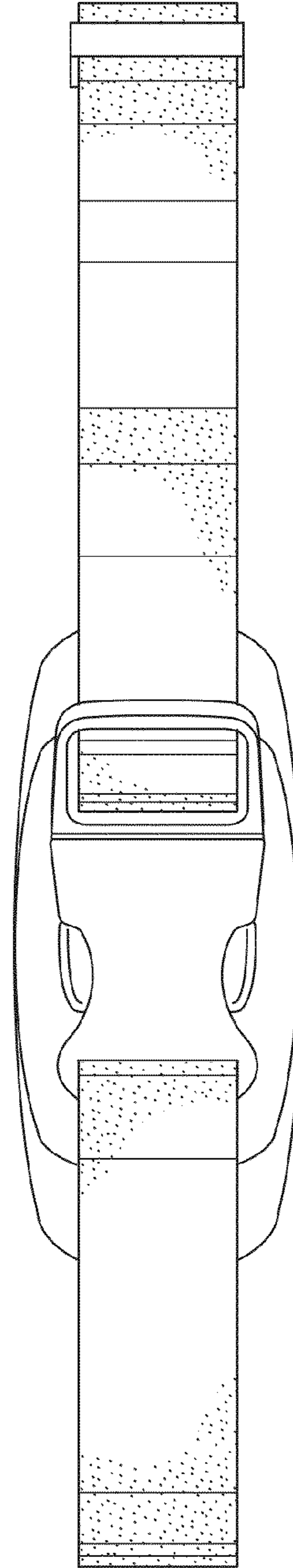


FIG. 3

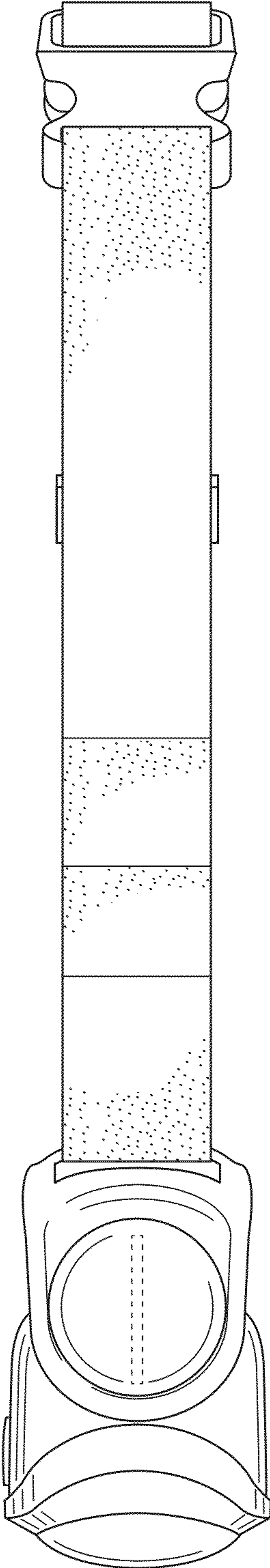


FIG. 4

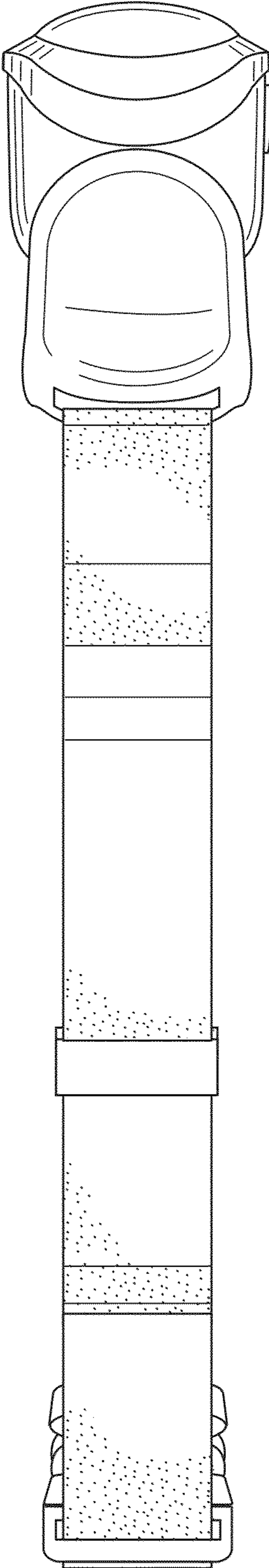


FIG. 5

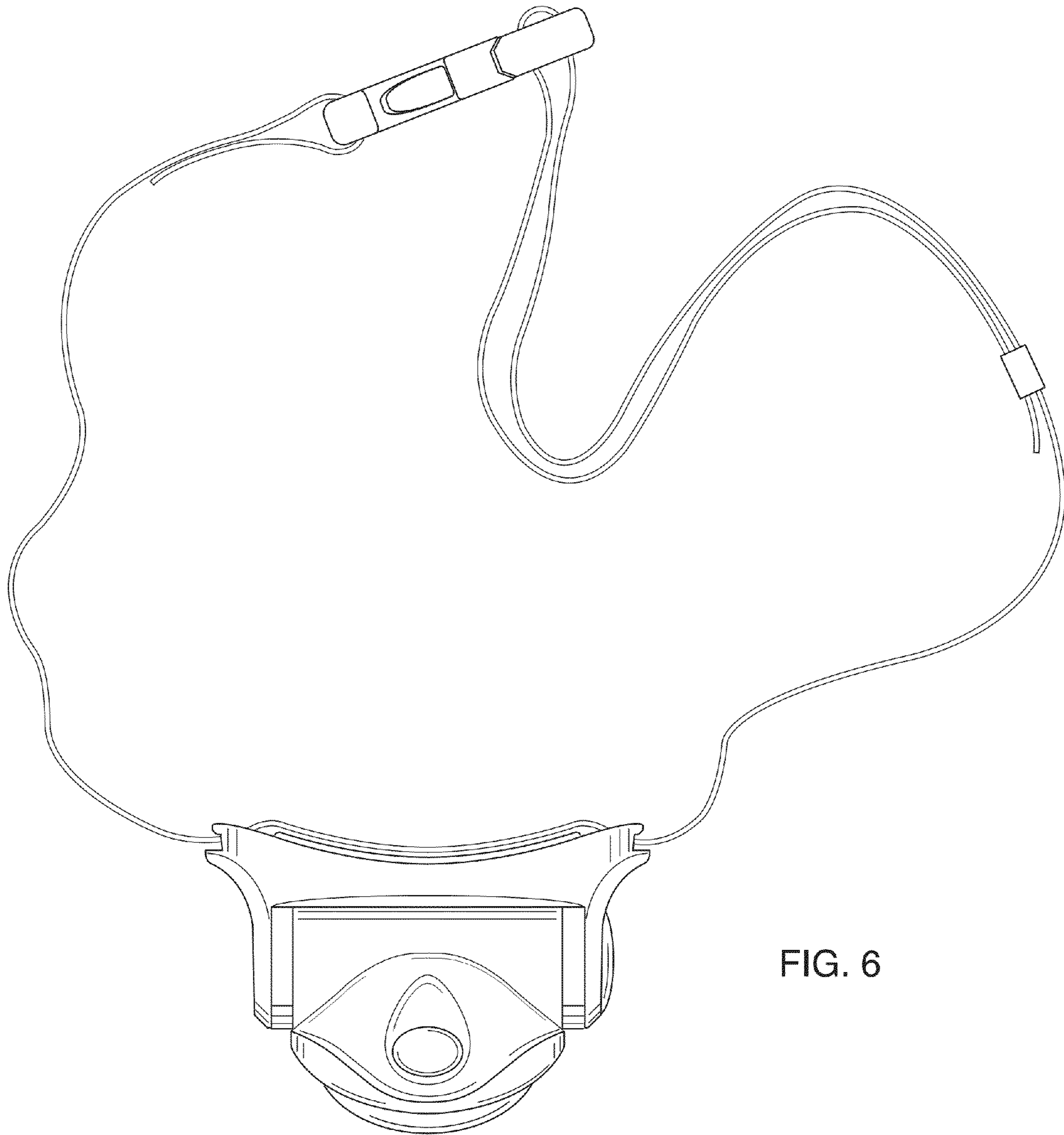


FIG. 6

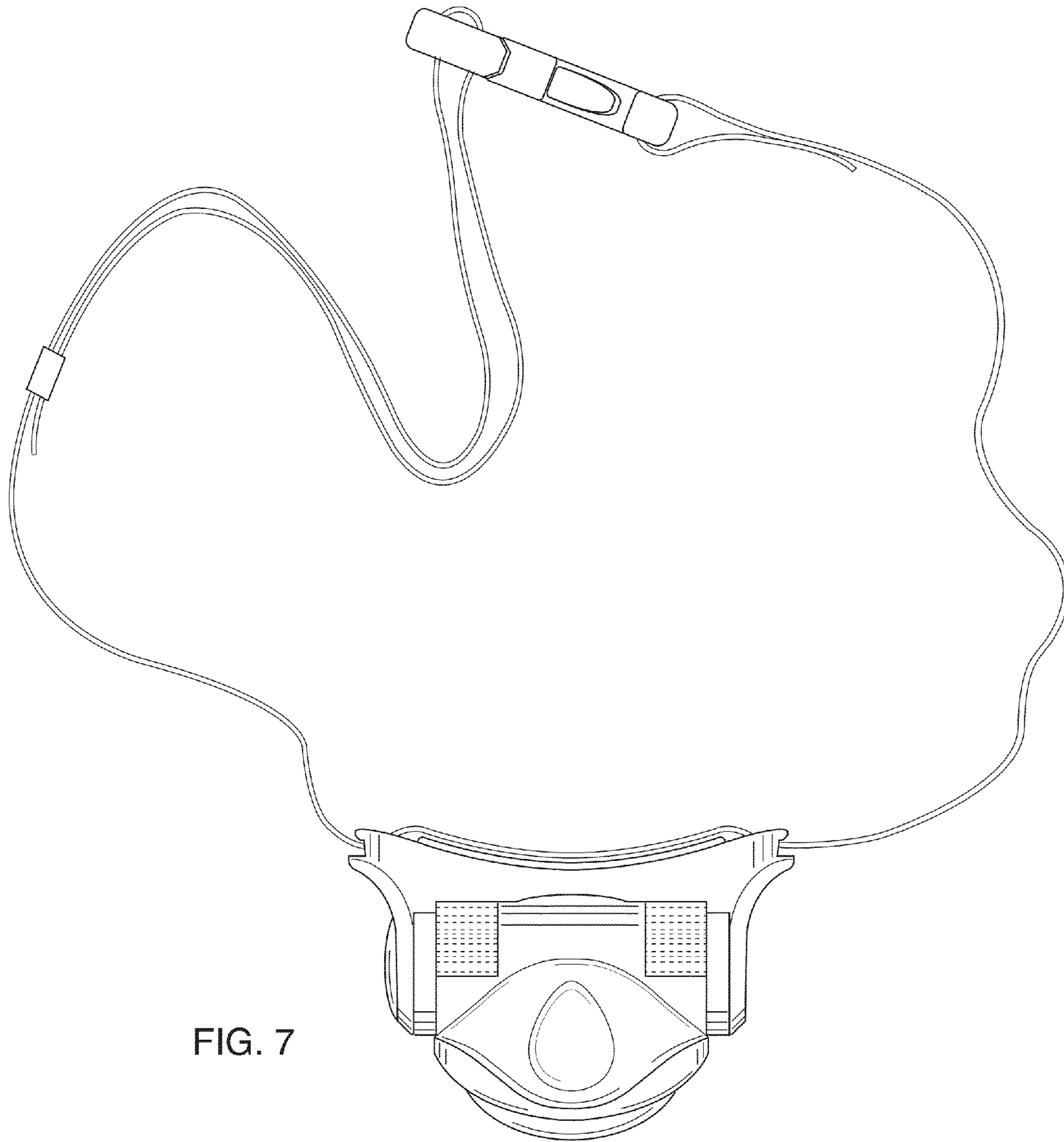


FIG. 7