



US00D703847S

(12) **United States Design Patent**  
**MacKay**

(10) **Patent No.:** **US D703,847 S**  
(45) **Date of Patent:** **\*\* Apr. 29, 2014**

(54) **VEHICLE TAIL LAMP**

(56) **References Cited**

(71) Applicant: **GM Global Technology Operations LLC**, Detroit, MI (US)

U.S. PATENT DOCUMENTS

(72) Inventor: **Brendon C. MacKay**, Shelby Township, MI (US)

D476,759	S	*	7/2003	Lin	.....	D26/28
D483,890	S	*	12/2003	Lin	.....	D26/28
D497,018	S	*	10/2004	Lin	.....	D26/28
D541,445	S	*	4/2007	Lin	.....	D26/28

(73) Assignee: **GM Global Technology Operations LLC**, Detroit, MI (US)

\* cited by examiner

(\*\*) Term: **14 Years**

*Primary Examiner* — Marcus Jackson

(21) Appl. No.: **29/468,697**

(74) *Attorney, Agent, or Firm* — Parks IP Law LLC; Mickki D. Murray, Esq.

(22) Filed: **Oct. 2, 2013**

(57) **CLAIM**

The ornamental design for a vehicle tail lamp, as shown and described.

**Related U.S. Application Data**

**DESCRIPTION**

(63) Continuation of application No. 29/450,987, filed on Mar. 27, 2013, now Pat. No. Des. 694,921.

(51) **LOC (10) Cl.** ..... **26-06**

(52) **U.S. Cl.**  
USPC ..... **D26/28**

(58) **Field of Classification Search**  
USPC ..... D26/28–36; 362/459–468, 475–478,  
362/485–487

See application file for complete search history.

FIG. 1 is perspective view of a vehicle tail lamp showing the new design;


FIG. 2 is a side view, thereof;

FIG. 3 is a front view, thereof; and,

FIG. 4 is a top plan view, thereof.

In the figures, features shown by broken lines are for illustrative purposes only and form no part of the claimed design.

**1 Claim, 2 Drawing Sheets**






Fig-1




Fig-2

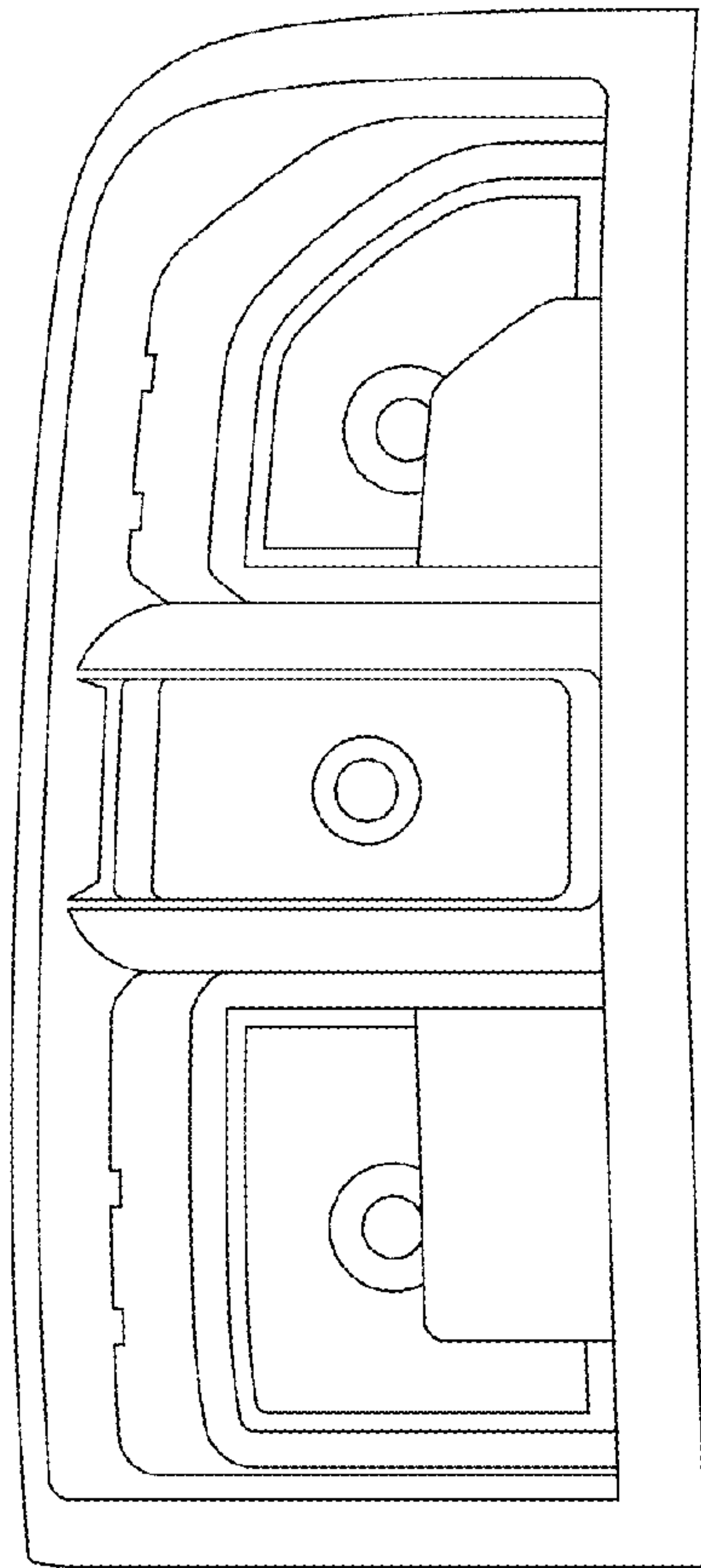


Fig-3

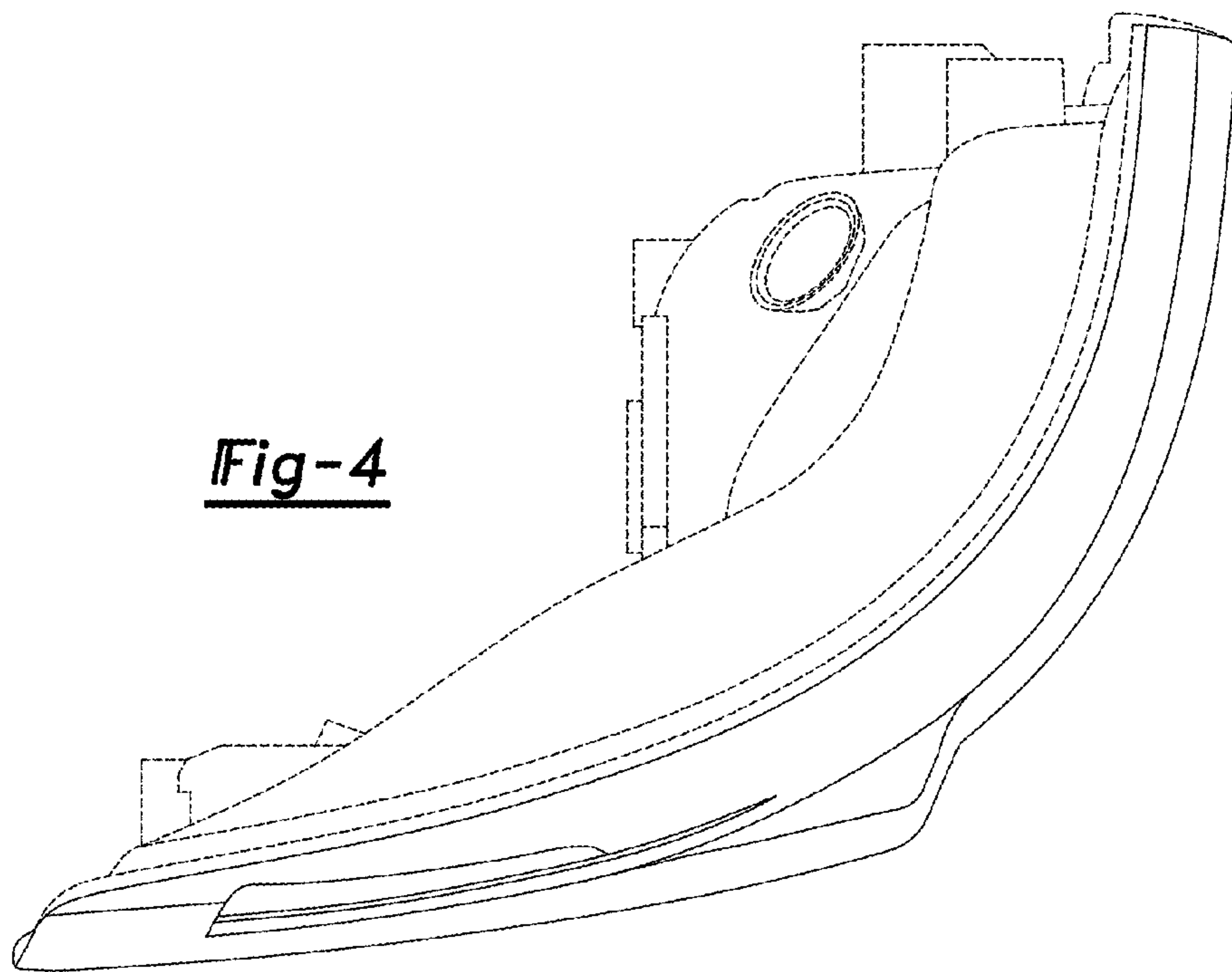


Fig-4