



US00D703829S

(12) **United States Design Patent**
Page

(10) **Patent No.:** **US D703,829 S**
(45) **Date of Patent:** **** Apr. 29, 2014**

(54) **INFLATABLE WORKSHOP**

(71) Applicant: **George Page**, Salford (GB)

(72) Inventor: **George Page**, Salford (GB)

(**) Term: **14 Years**

(21) Appl. No.: **29/443,737**

(22) Filed: **Jan. 22, 2013**

(30) **Foreign Application Priority Data**

Jul. 26, 2012 (EP) 002079426

(51) **LOC (10) Cl.** **25-01**

(52) **U.S. Cl.**
USPC **D25/33**

(58) **Field of Classification Search**
USPC D25/1-33; 52/169.6, 164.14, 79.1,
52/79.9, 79.14, 143; 135/900-901, 902,
135/137, 116, 156
See application file for complete search history.

(56) **References Cited**

U.S. PATENT DOCUMENTS

D183,613	S	*	9/1958	Joy	D25/7
3,247,627	A	*	4/1966	Bird	52/2.19
D211,518	S	*	6/1968	Cuminker et al.	D25/18
3,497,606	A	*	2/1970	Andrews et al.	174/379
D220,426	S	*	4/1971	Samuelson	D25/21
D328,137	S	*	7/1992	Warren et al.	D25/22
D365,400	S	*	12/1995	Scherba	D25/26
D549,836	S	*	8/2007	Desbiens	D25/19
D657,887	S	*	4/2012	Jacques et al.	D25/18

D659,851	S	*	5/2012	Vanleysen	D25/18
D681,846	S	*	5/2013	Wenzel	D25/1
2001/0013360	A1	*	8/2001	Gupta et al.	135/126

* cited by examiner

Primary Examiner — Eric Goodman

(74) *Attorney, Agent, or Firm* — Ballard Spahr LLP

(57) **CLAIM**

I claim the ornamental design for an inflatable workshop, as shown and described.

DESCRIPTION

FIG. 1 is a perspective view of an embodiment of the inflatable workshop;
 FIG. 2 is a front view of the embodiment of the inflatable workshop shown in FIG. 1;
 FIG. 3 is a rear view of the embodiment of the inflatable workshop shown in FIG. 1;
 FIG. 4 is a side view of the embodiment of the inflatable workshop shown in FIG. 1 from the left side;
 FIG. 5 is a side view of the embodiment of the inflatable workshop shown in FIG. 1 from right side;
 FIG. 6 is a perspective view of the embodiment of the inflatable workshop shown in FIG. 1 from the rear and left side;
 FIG. 7 is a perspective view of the embodiment of the inflatable workshop shown in FIG. 1 from the rear and right side;
 FIG. 8 is a top plan view of the embodiment of the inflatable workshop shown in FIG. 1; and,
 FIG. 9 is a bottom plan view of the embodiment of the inflatable workshop shown in FIG. 1.

1 Claim, 9 Drawing Sheets

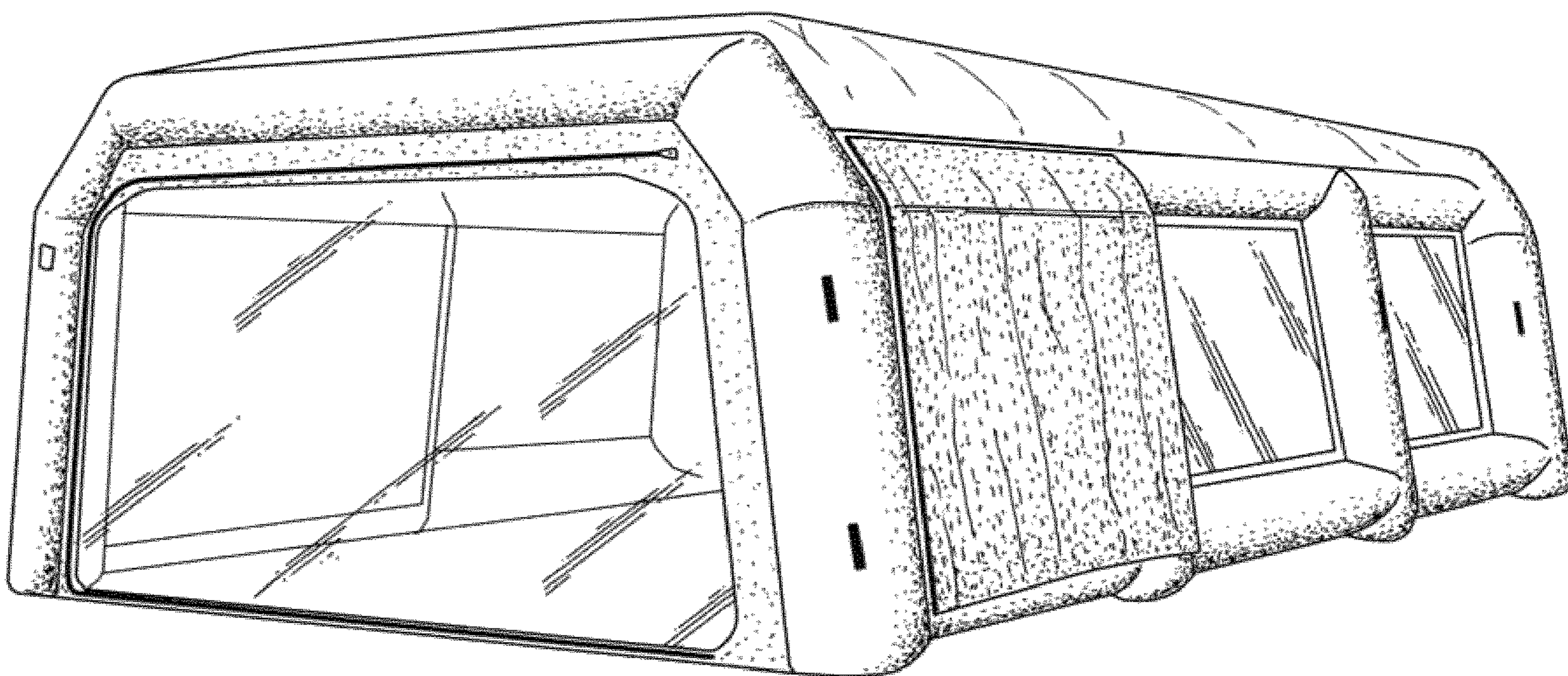


Fig.1

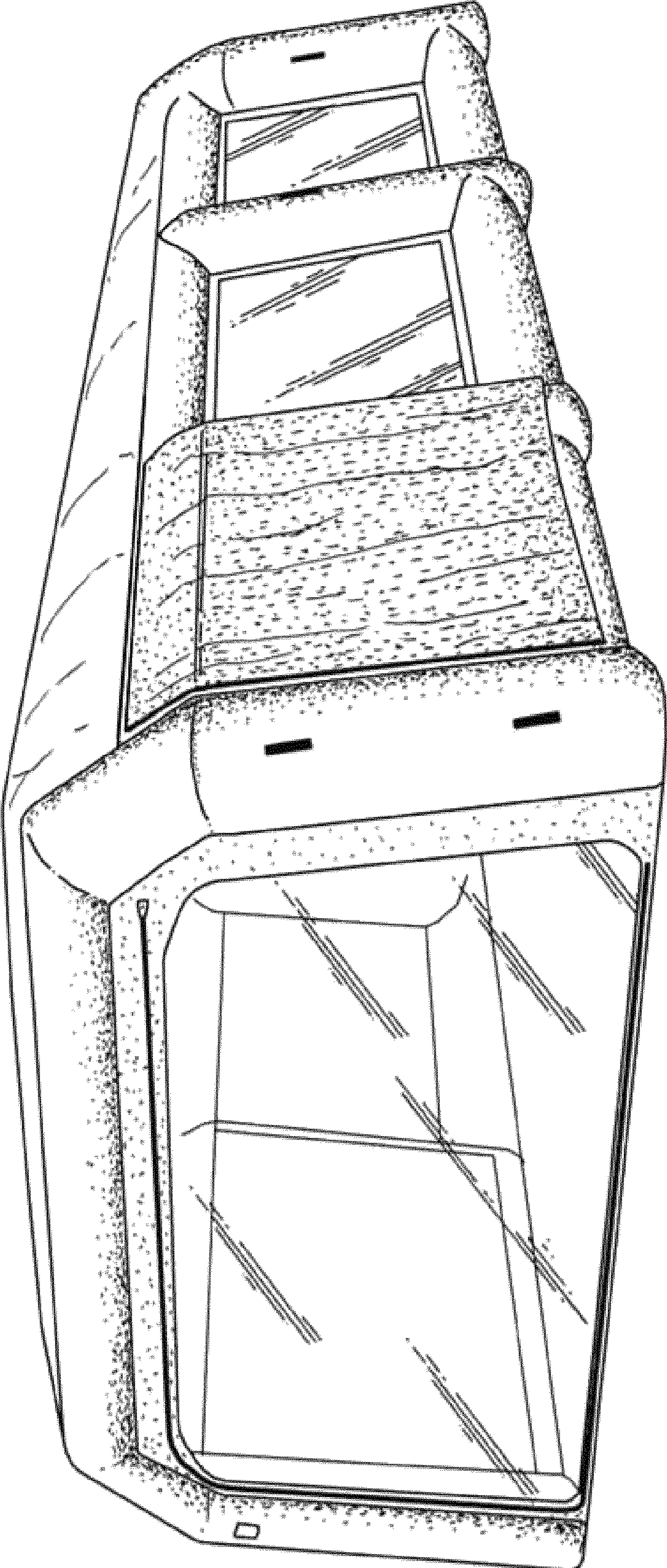


Fig.2




Fig.3

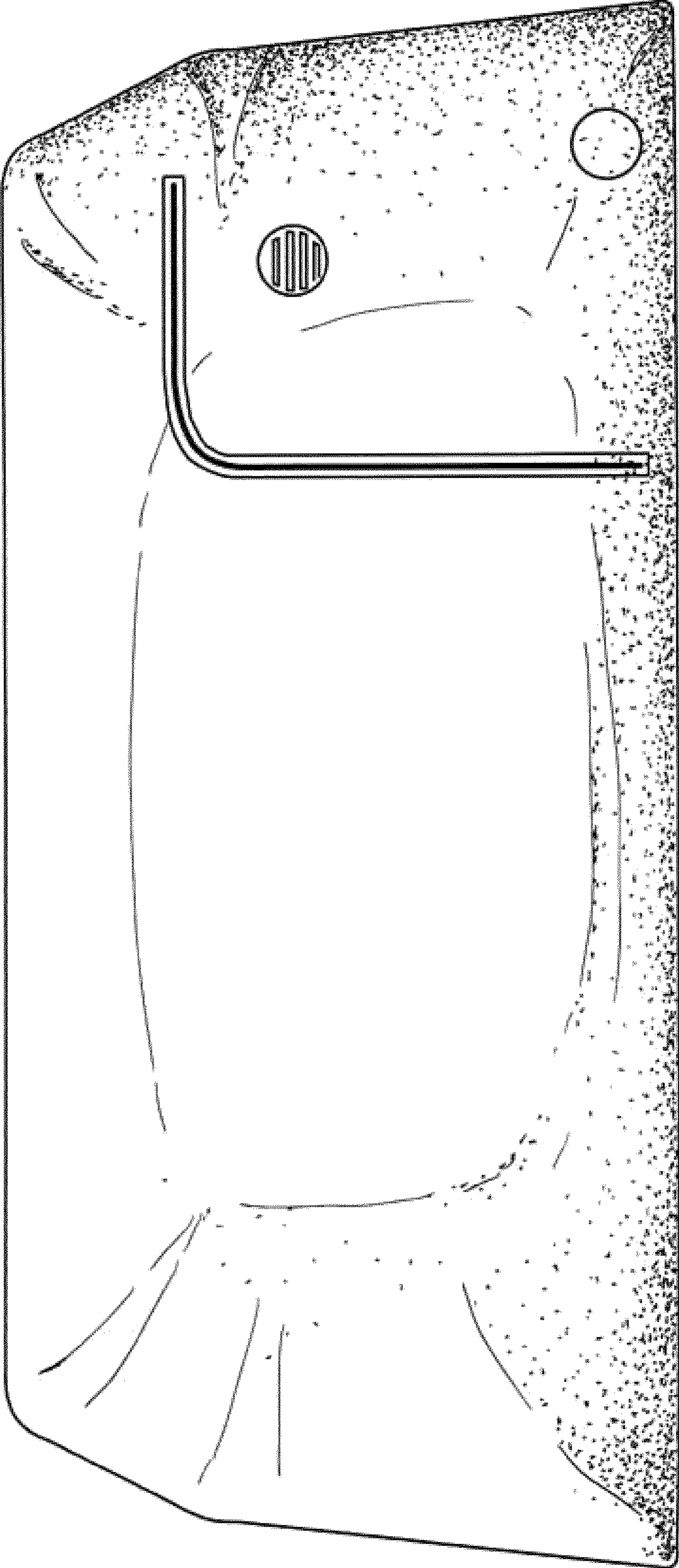


Fig.4

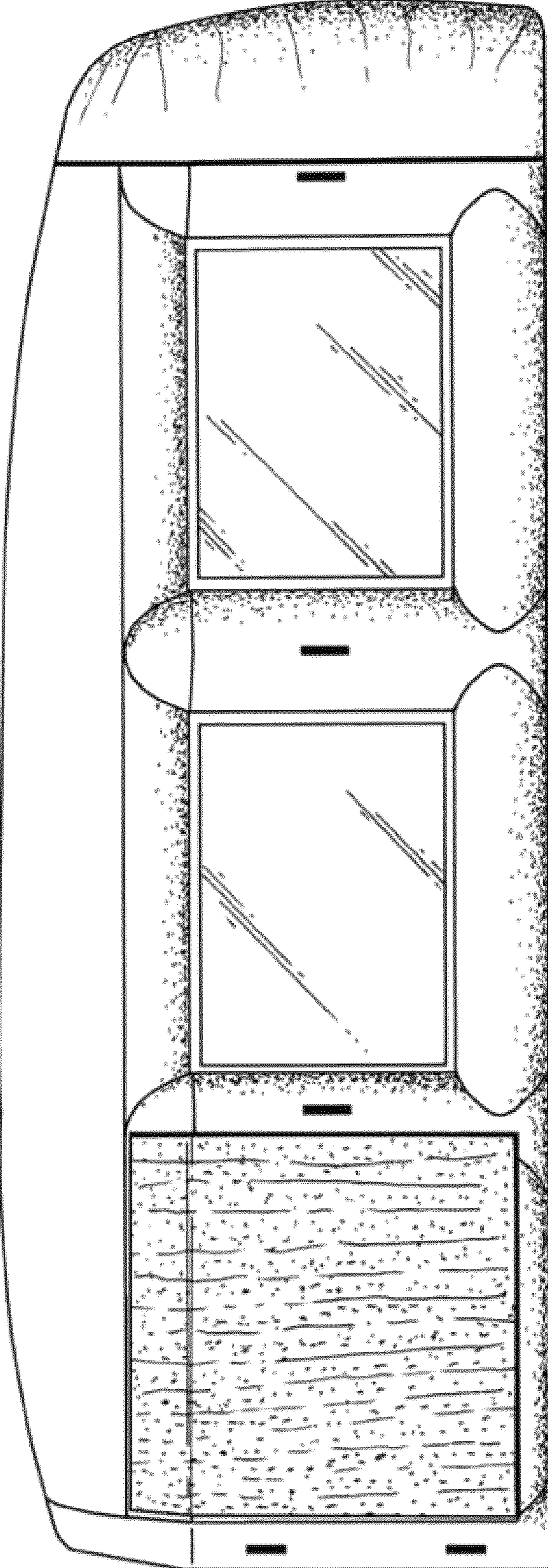
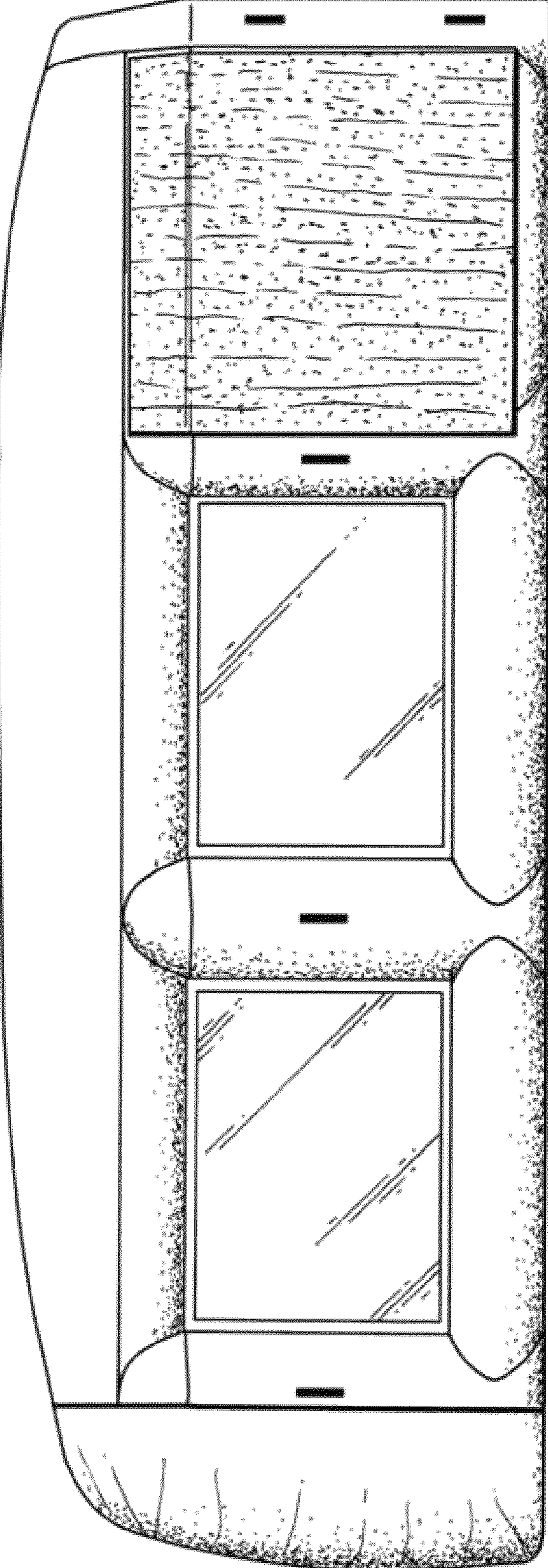


Fig.5



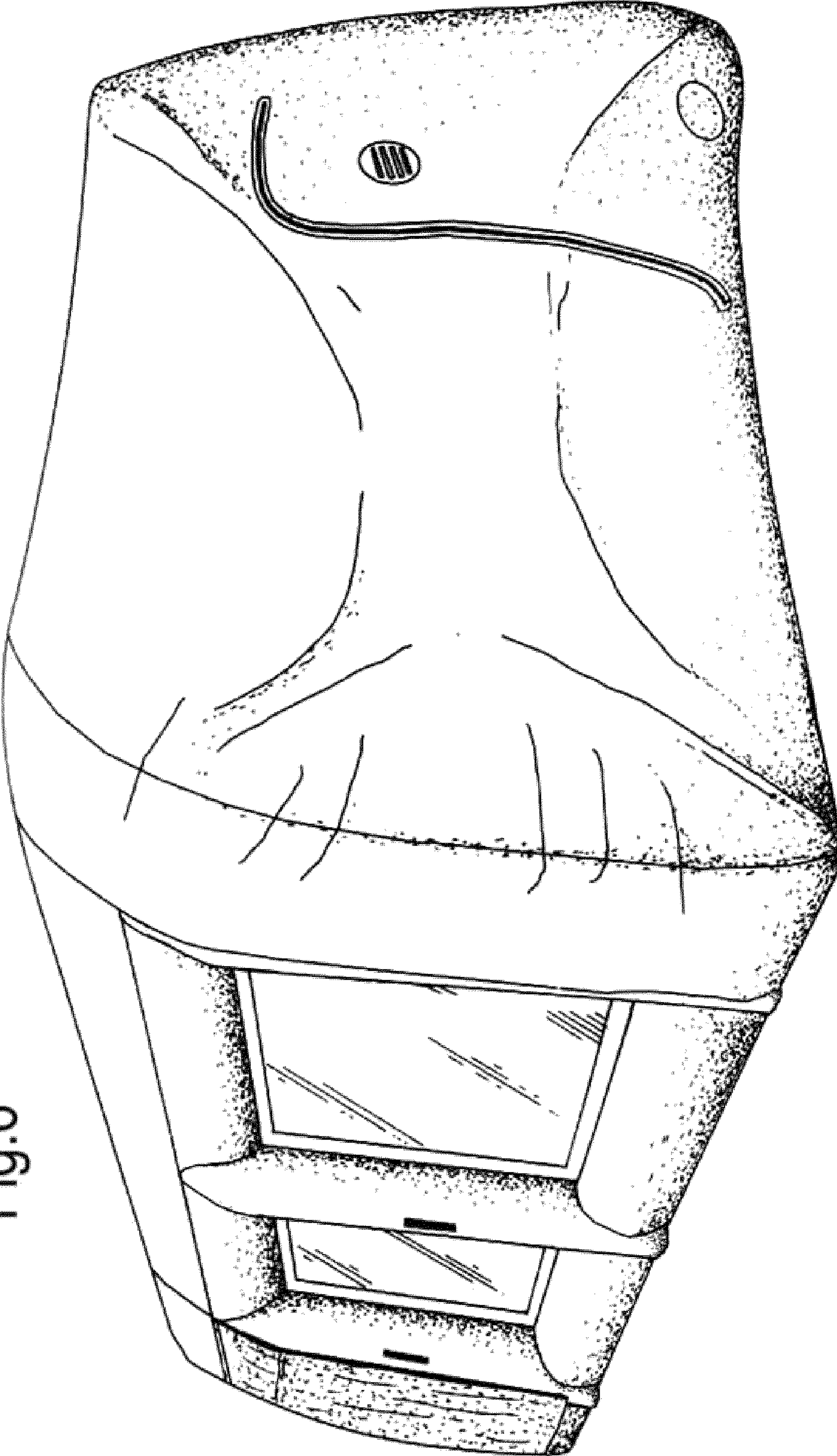


Fig.6

Fig. 7

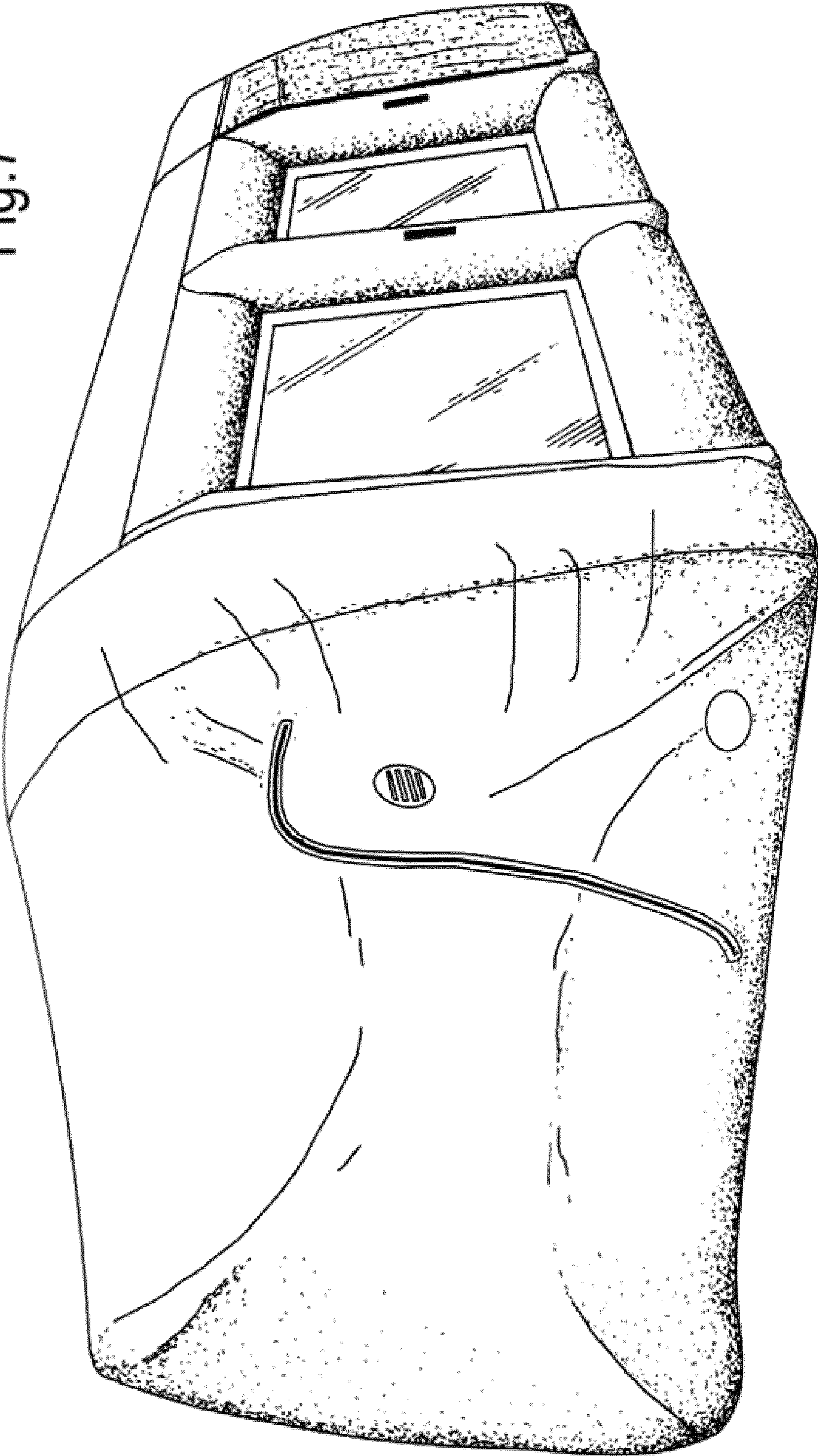


Fig.8




Fig. 9

