



US00D703827S

(12) **United States Design Patent**
Lee

(10) **Patent No.:** **US D703,827 S**
(45) **Date of Patent:** **** Apr. 29, 2014**

(54) **PORTABLE MASSAGE APPARATUS**

(56) **References Cited**

(71) Applicant: **Dae Kyoung Ind. Co., Ltd.**,
Gangwon-do (KR)

U.S. PATENT DOCUMENTS

(72) Inventor: **Kyu-Dae Lee**, Gyeonggi-do (KR)

3,996,929	A	*	12/1976	Mabuchi	601/124
D247,312	S	*	2/1978	Zeiss	D24/215
D250,835	S	*	1/1979	Grube	D24/215
D253,790	S	*	12/1979	Grube	D24/215
D355,033	S	*	1/1995	Lee	D24/190
5,545,456	A	*	8/1996	Suida	428/76
D378,418	S	*	3/1997	Bowker et al.	D24/215
D389,585	S	*	1/1998	Leventhal et al.	D24/215
D605,778	S	*	12/2009	Moon	D24/212
D625,427	S	*	10/2010	Lee	D24/214

(73) Assignee: **Dae Kyoung Ind. Co., Ltd.**,
Gangwon-Do (KR)

(**) Term: **14 Years**

* cited by examiner

(21) Appl. No.: **29/466,761**

Primary Examiner — Sandra Snapp

(22) Filed: **Sep. 11, 2013**

(74) *Attorney, Agent, or Firm* — Lowe Hauptman & Ham,
LLP

(30) **Foreign Application Priority Data**

(57) **CLAIM**

Aug. 13, 2013 (KR) 30-2013-0041606

The ornamental design for a portable massage apparatus, as shown.

(51) **LOC (10) Cl.** **28-03**

DESCRIPTION

(52) **U.S. Cl.**

USPC **D24/215**

FIG. 1 is a front, top and right side perspective view of an embodiment of a portable massage apparatus showing our new design;

(58) **Field of Classification Search**

USPC D24/200, 211, 212, 213, 214, 215;
601/114, 120, 121, 124, 125, 130, 131,
601/134, 135, 136, 137

FIG. 2 is a front side view thereof;

FIG. 3 is a rear side view thereof;

FIG. 4 is a left side view thereof;

FIG. 5 is a right side view thereof;

FIG. 6 is a top plan view thereof; and,

FIG. 7 is a bottom plan view thereof.

See application file for complete search history.

1 Claim, 3 Drawing Sheets




FIG. 1

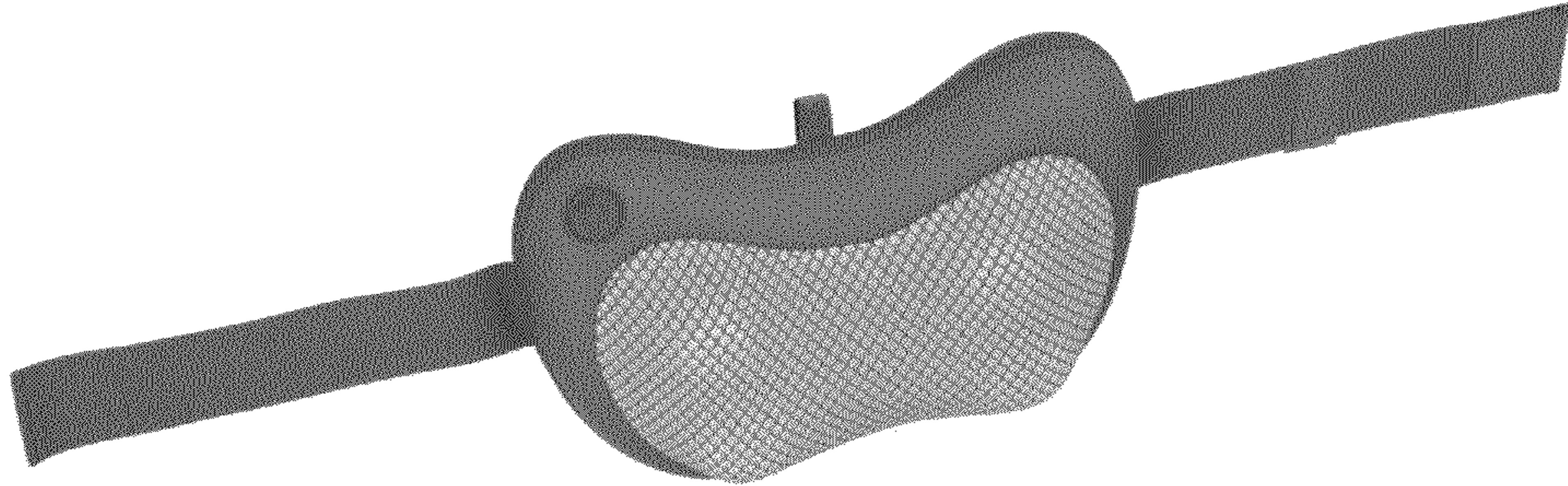


FIG. 2




FIG. 3




FIG. 4




FIG. 5




FIG. 6




FIG. 7

