



US00D703821S

(12) **United States Design Patent**  
**Moon et al.**

(10) **Patent No.:** **US D703,821 S**  
(45) **Date of Patent:** **\*\* Apr. 29, 2014**

(54) **PROBE FOR ULTRASOUND DIAGNOSTIC APPARATUS**

(71) Applicant: **Samsung Medison Co., Ltd.**,  
Hongcheon-gun (KR)  
(72) Inventors: **Jun Pil Moon**, Seoul (KR); **Song Mi Ran**, Seoul (KR); **Ui Kim**, Seoul (KR)  
(73) Assignee: **Samsung Medison Co., Ltd.**,  
Hongcheon-Gun (KR)

(\*\*) Term: **14 Years**

(21) Appl. No.: **29/464,125**

(22) Filed: **Aug. 13, 2013**

(30) **Foreign Application Priority Data**

Feb. 13, 2013 (KR) ..... 30-2013-0007453

(51) **LOC (10) Cl.** ..... **24-01**

(52) **U.S. Cl.**  
USPC ..... **D24/187**

(58) **Field of Classification Search**  
USPC ..... D24/138, 141, 158, 164, 165, 167, 170,  
D24/186-187, 133, 160; D10/57, 60, 78,  
D10/80; 600/407, 461, 446, 459; 378/98.7,  
378/98.8, 189

See application file for complete search history.

(56) **References Cited**

U.S. PATENT DOCUMENTS

D387,867	S	*	12/1997	Henderson et al.	.....	D24/187
D389,919	S	*	1/1998	Ninomiya et al.	.....	D24/186
6,436,050	B2	*	8/2002	Garrison et al.	.....	600/459
D596,299	S	*	7/2009	Han et al.	.....	D24/186
D616,991	S	*	6/2010	Kitayama	.....	D24/186
D634,849	S	*	3/2011	Kanokogi et al.	.....	D24/187
D639,434	S	*	6/2011	Wodecki et al.	.....	D24/160
D681,825	S	*	5/2013	Shinohara et al.	.....	D24/186
D681,828	S	*	5/2013	Shinohara et al.	.....	D24/186

\* cited by examiner

*Primary Examiner* — T. Chase Nelson

*Assistant Examiner* — Mark Cavanna

(74) *Attorney, Agent, or Firm* — Ladas & Parry LLP

(57) **CLAIM**

We claim the ornamental design for a probe for ultrasound diagnostic apparatus, as shown.

**DESCRIPTION**

FIG. 1 is a front view of a probe for ultrasound diagnostic apparatus showing my new design.

FIG. 2 is a front-side elevational view thereof;

FIG. 3 is a rear-side elevational view thereof;


FIG. 4 is a left-side elevational view thereof;

FIG. 5 is a right-side elevational view thereof;

FIG. 6 is a top-side elevational view thereof; and,

FIG. 7 is a bottom-side elevational view thereof.


**1 Claim, 6 Drawing Sheets**



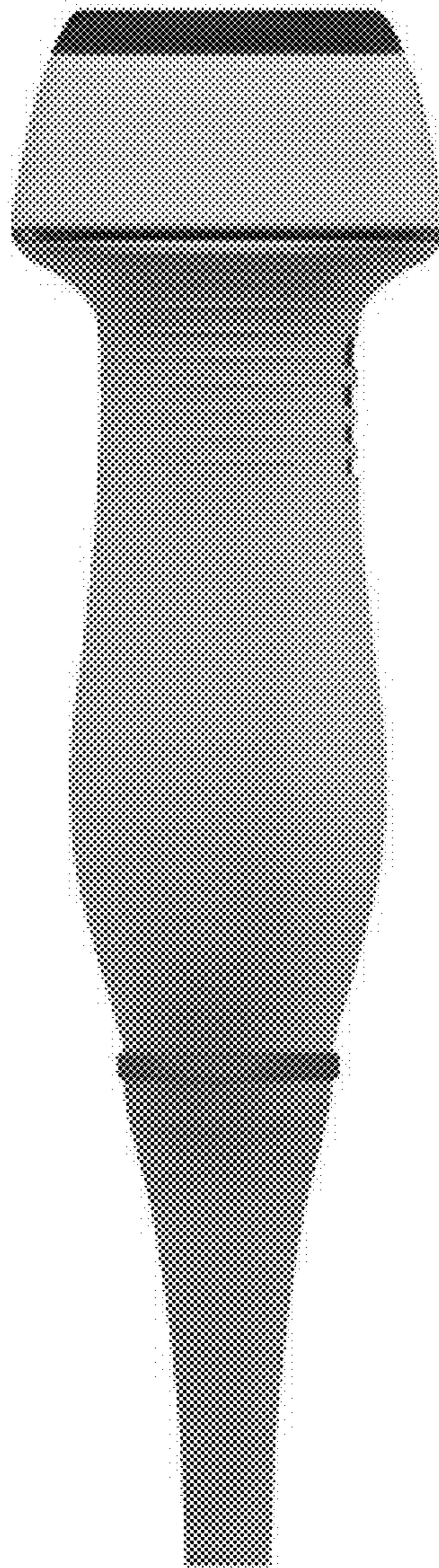
**FIG. 1**




**FIG. 2**




**FIG. 3**




**FIG. 4**



**FIG. 5**



**FIG. 6**



**FIG. 7**

