



US00D703813S

(12) **United States Design Patent**  
**Bolia**

(10) **Patent No.:** **US D703,813 S**

(45) **Date of Patent:** **\*\* Apr. 29, 2014**

(54) **WIRE GUIDE**

(71) Applicant: **Shamim Bolia**, Leicester (GB)

(72) Inventor: **Shamim Bolia**, Leicester (GB)

(\*\*) Term: **14 Years**

(21) Appl. No.: **29/468,380**

(22) Filed: **Sep. 30, 2013**

(30) **Foreign Application Priority Data**

Apr. 11, 2013 (EP) ..... 002218727

(51) **LOC (10) Cl.** ..... **24-02**

(52) **U.S. Cl.**  
USPC ..... **D24/140; D24/133**

(58) **Field of Classification Search**  
USPC ..... D24/107, 128, 133, 140, 231, 232;  
D8/14; 248/302-304; 600/585;  
604/164.13, 264; 606/47, 103, 108  
See application file for complete search history.

(56) **References Cited**

**U.S. PATENT DOCUMENTS**

D272,596 S \* 2/1984 Leach ..... D8/14  
4,742,979 A \* 5/1988 Syversten et al. .... 248/65

D371,602 S \* 7/1996 LoTurco ..... D24/128  
6,036,682 A \* 3/2000 Lange et al. .... 604/529  
D424,905 S \* 5/2000 Sankuer ..... D8/88  
6,074,361 A \* 6/2000 Jacobs ..... 604/95.01  
D611,601 S \* 3/2010 Tamai et al. .... D24/140  
7,715,903 B2 \* 5/2010 Hartley et al. .... 600/433  
8,122,675 B2 \* 2/2012 Ripley et al. .... 52/687  
2007/0252061 A1 \* 11/2007 Feetham et al. .... 248/302

\* cited by examiner

*Primary Examiner* — Ian Simmons

*Assistant Examiner* — Richelle G Shelton

(74) *Attorney, Agent, or Firm* — Eckert Seamans Cherin & Mellott, LLC; David C. Jenkins

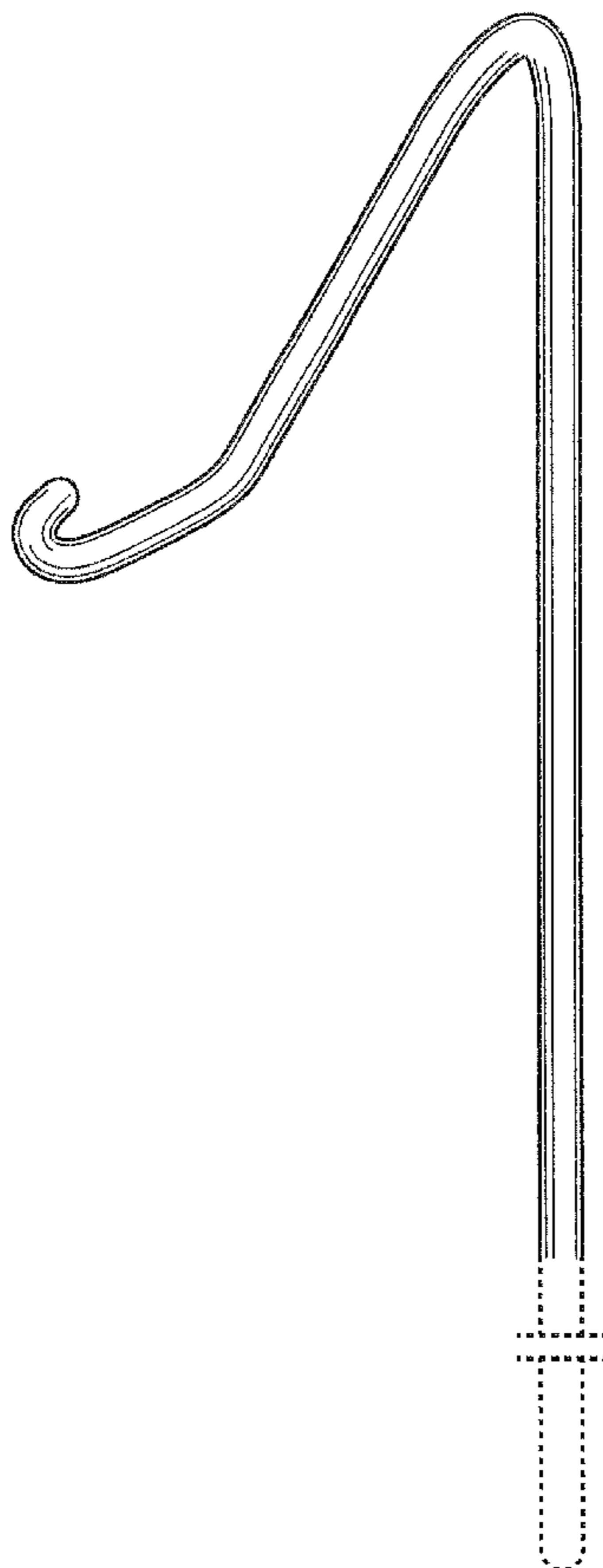
(57) **CLAIM**

The ornamental design for a wire guide, as shown and described.

**DESCRIPTION**

FIG. 1 is an isometric view of the wire guide;  
FIG. 2 is a right side view of the wire guide;  
FIG. 3 is a left side view of the wire guide;  
FIG. 4 is a front view of the wire guide;  
FIG. 5 is a back view of the wire guide;  
FIG. 6 is a top view of the wire guide; and,  
FIG. 7 is a bottom view of the wire guide.  
The broken lines in the drawings depict environmental subject matter only and form no part of the claimed design.

**1 Claim, 5 Drawing Sheets**



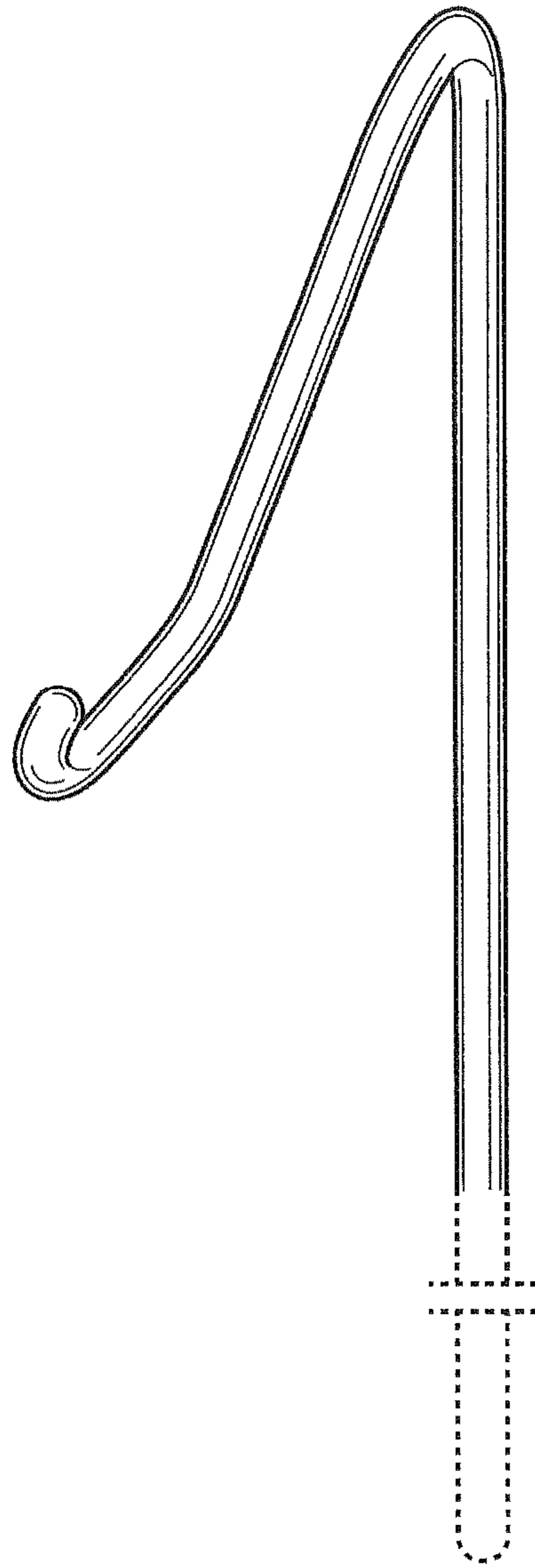


FIG. 1

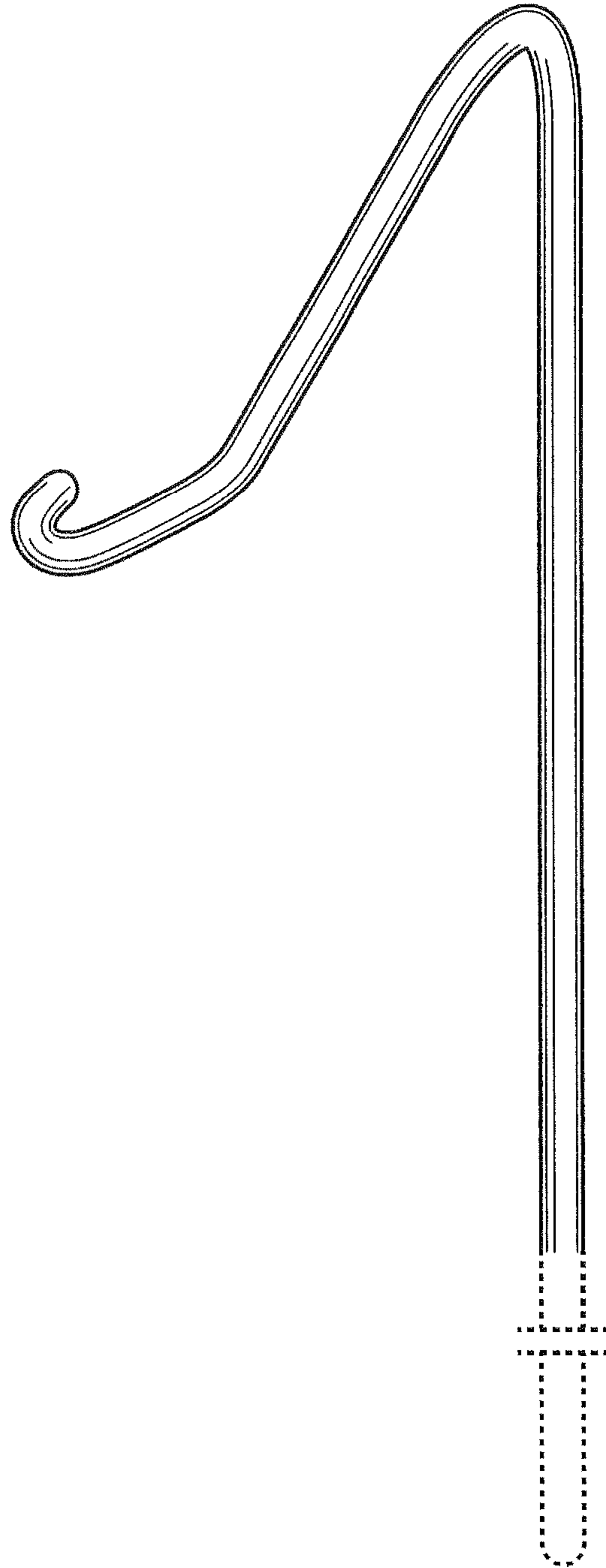


FIG. 2

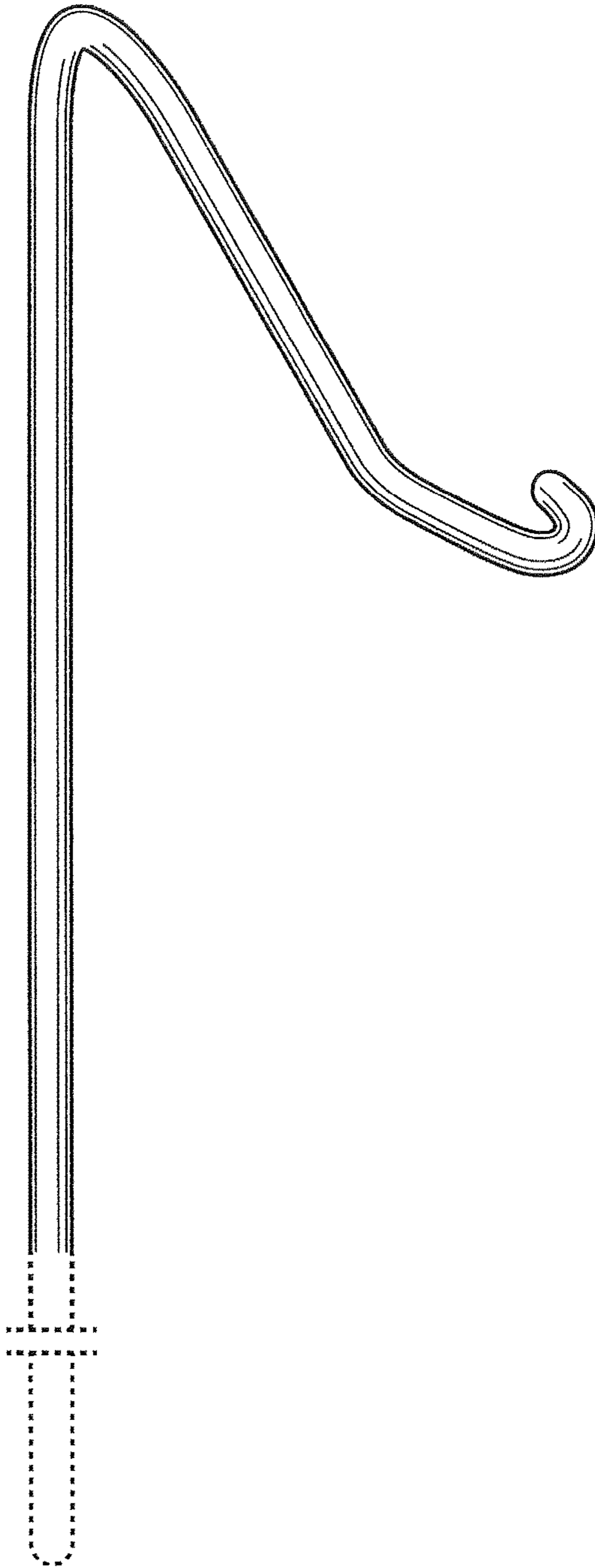


FIG. 3




FIG. 4

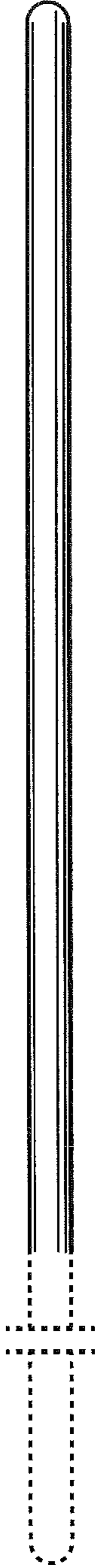


FIG. 5



FIG. 6



FIG. 7