



US00D703765S

(12) **United States Design Patent**  
**Montes et al.**

(10) **Patent No.:** **US D703,765 S**  
(45) **Date of Patent:** **\*\* Apr. 29, 2014**

- (54) **TOY BALL**
- (71) Applicant: **Munchkin, Inc.**, Van Nuys, CA (US)
- (72) Inventors: **Andrea Beatriz Montes**, Los Angeles, CA (US); **Mark Gerard Tebbe**, Ventura, CA (US)
- (73) Assignee: **Munchkin, Inc.**, Van Nuys, CA (US)
- (\*\*) Term: **14 Years**
- (21) Appl. No.: **29/460,540**
- (22) Filed: **Jul. 11, 2013**
- (51) **LOC (10) Cl.** ..... **21-01**
- (52) **U.S. Cl.**  
USPC ..... **D21/398**; D21/707; D21/713
- (58) **Field of Classification Search**  
USPC ..... D21/707-719, 386, 387, 390, 398, D21/405-408, 440-444, 457, 460-466, 478, D21/479, 493, 498; D30/160; D11/62, 70, D11/76, 121, 124, 125; D19/61; D20/31; D32/29.1; 40/327; 428/11; 446/220-226, 431, 437-439, 458; 119/707-711; 473/569-577, 588, 589, 473/593-615  
See application file for complete search history.

(56) **References Cited**

**U.S. PATENT DOCUMENTS**

D58,234 S *	6/1921	Holley	.....	D21/406
2,519,248 A	11/1946	Hulbert		
2,504,650 A	4/1950	Chessrown		

2,780,029 A *	2/1957	Anthony	.....	446/409
D211,594 S *	7/1968	Ostrander	.....	D21/714
D232,751 S *	9/1974	Echterling	.....	D21/455
D238,952 S *	2/1976	Kolchuevich et al.	.....	D11/121
D241,054 S *	8/1976	Fortier	.....	D21/498
D254,923 S *	5/1980	Pitton	.....	D21/386
D322,643 S *	12/1991	Fernandez-Brital	.....	D21/440
D388,559 S *	12/1997	Mauldin, Jr.	.....	D30/160
5,809,938 A	9/1998	Baiera et al.		
D473,982 S *	4/2003	Clark et al.	.....	D32/29.1
D478,136 S *	8/2003	Chang	.....	D21/672
6,902,464 B1 *	6/2005	Lee	.....	446/456
7,166,047 B2	1/2007	May et al.		
D577,868 S *	9/2008	Rutherford et al.	.....	D30/160
D583,519 S *	12/2008	Roberts	.....	D32/29.1
7,608,003 B1 *	10/2009	Fusco et al.	.....	473/613
2002/0025866 A1 *	2/2002	Thomas	.....	473/598

\* cited by examiner

*Primary Examiner* — Catherine Tuttle

(74) *Attorney, Agent, or Firm* — Robert Z. Evora, Esq.

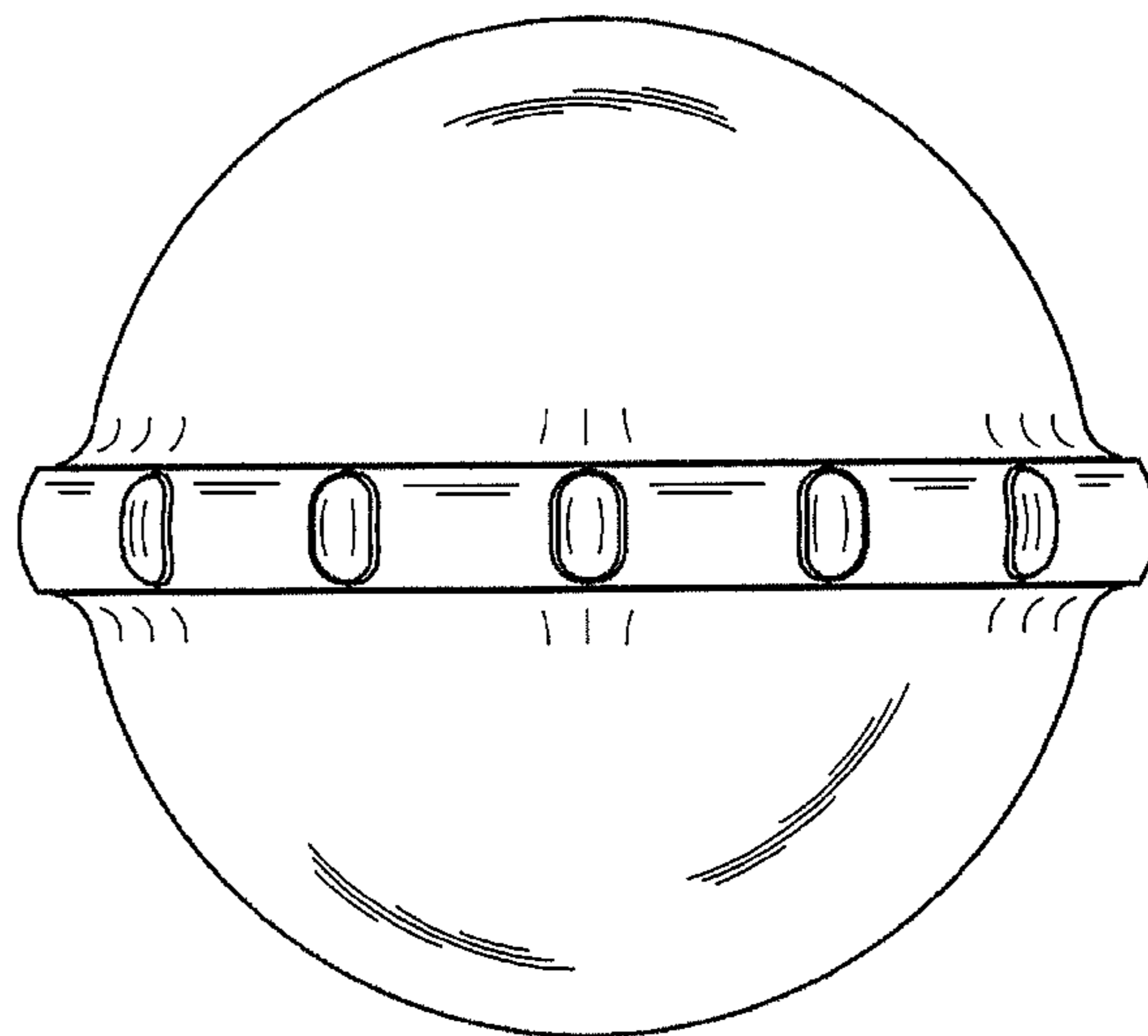
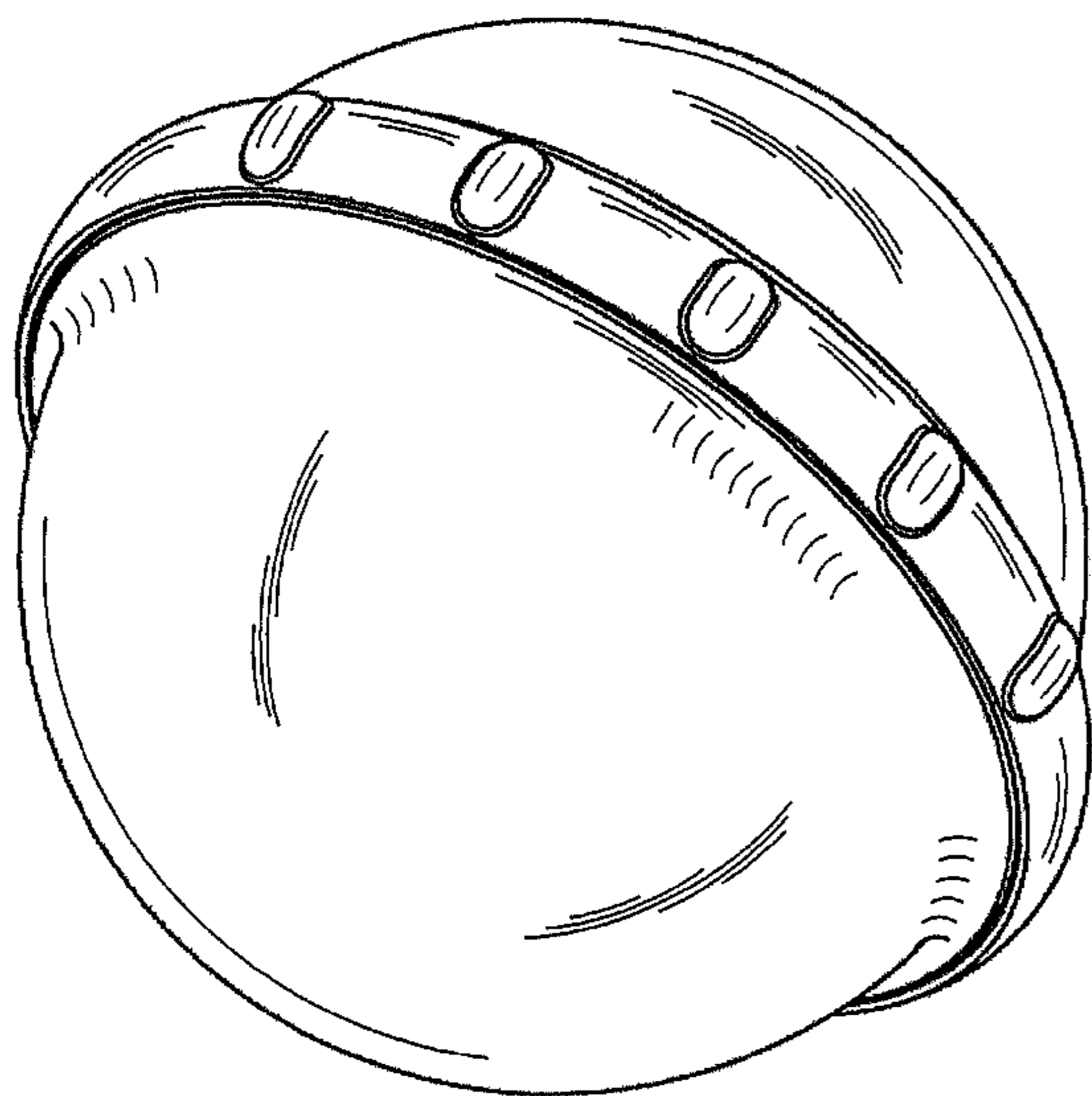
(57) **CLAIM**

The ornamental design for a toy ball, as shown and described.

**DESCRIPTION**

FIG. 1 is a lower front perspective view of the toy ball embodying our new design;  
 FIG. 2 is a front view of FIG. 1, the opposing rear view being the same;  
 FIG. 3 is a side view of FIG. 1, the opposing side view being the same; and,  
 FIG. 4 is a top view of FIG. 1, the opposing bottom view being the same.

**1 Claim, 4 Drawing Sheets**



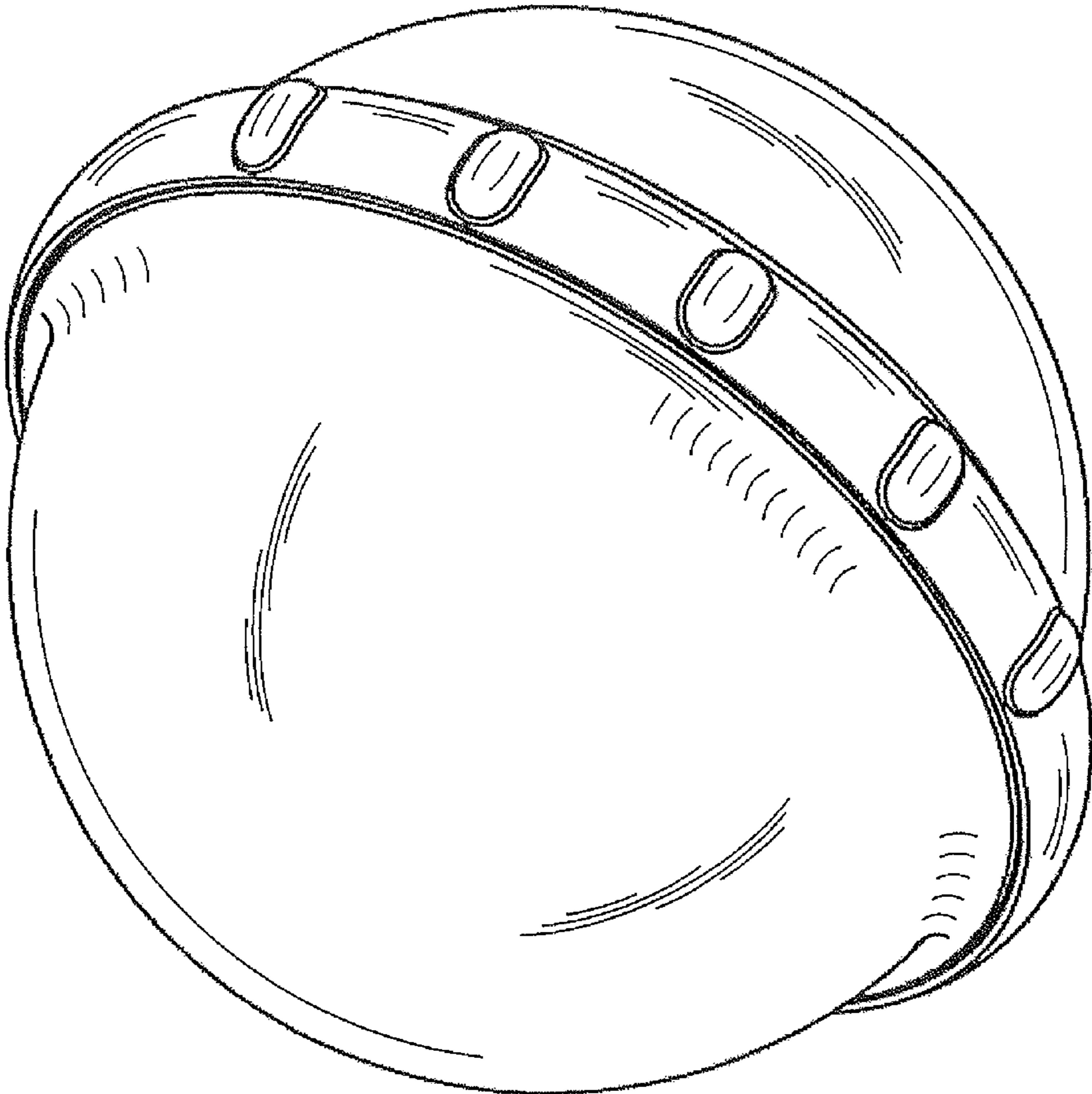


FIG 1

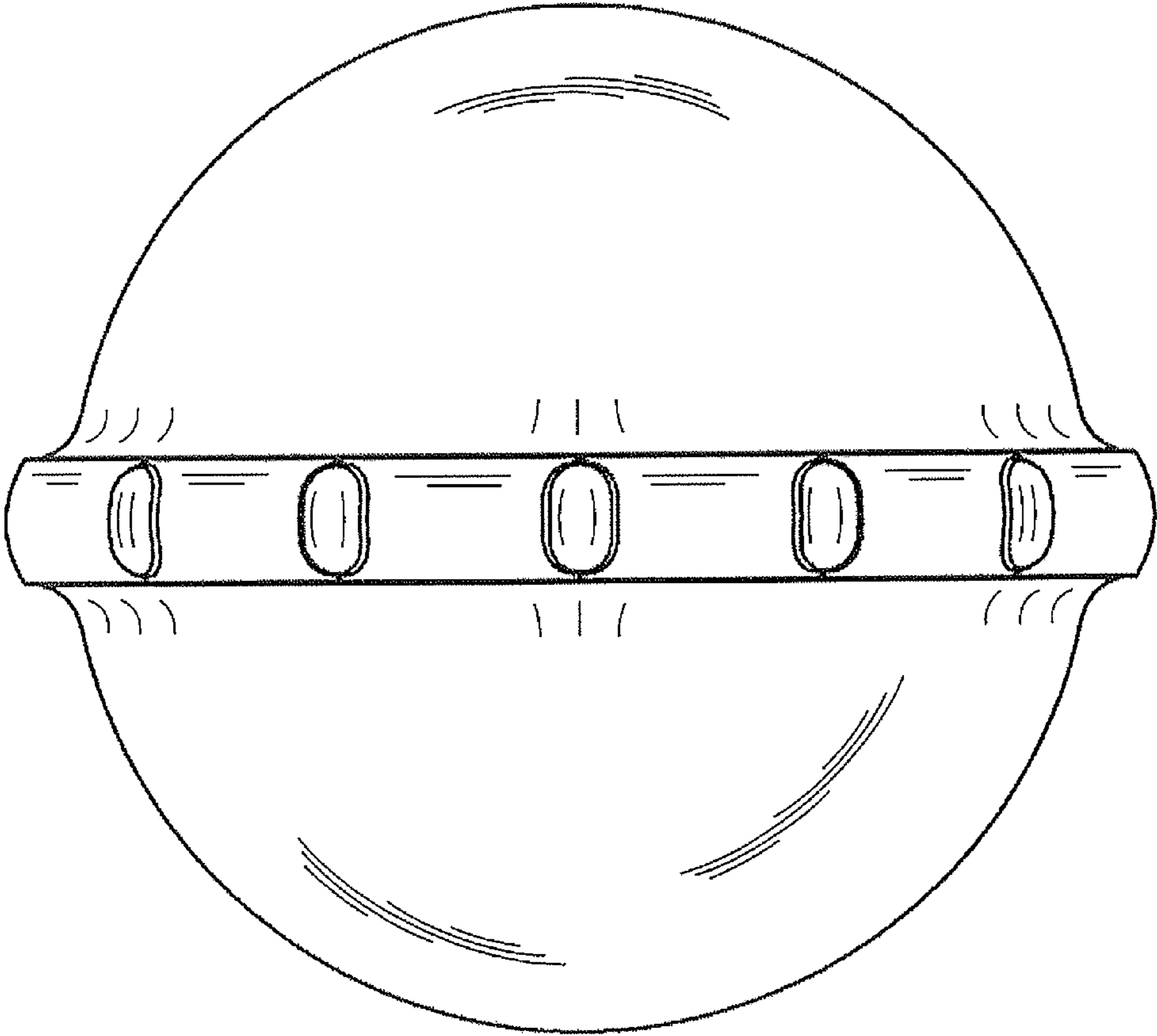


FIG 2

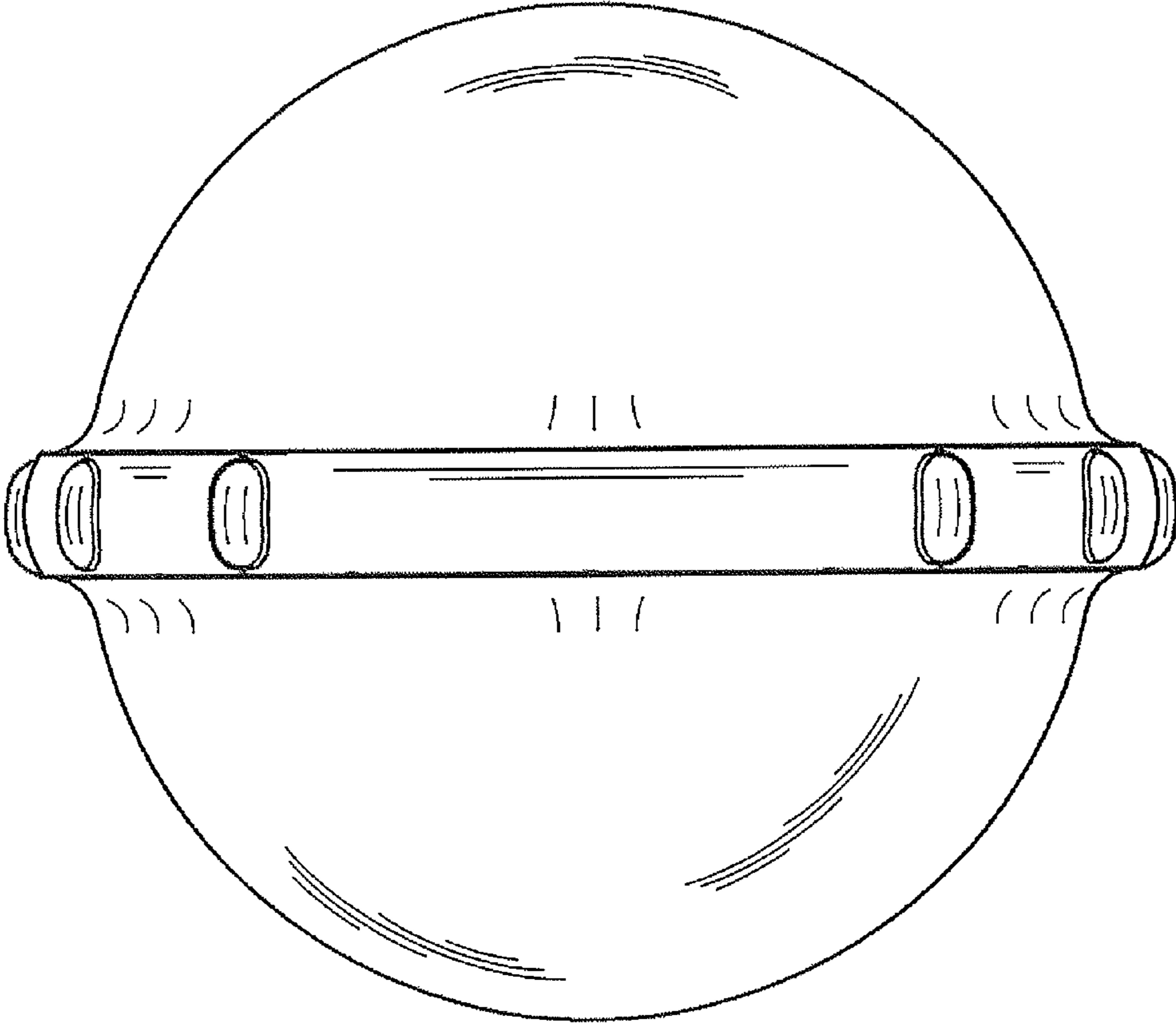


FIG 3

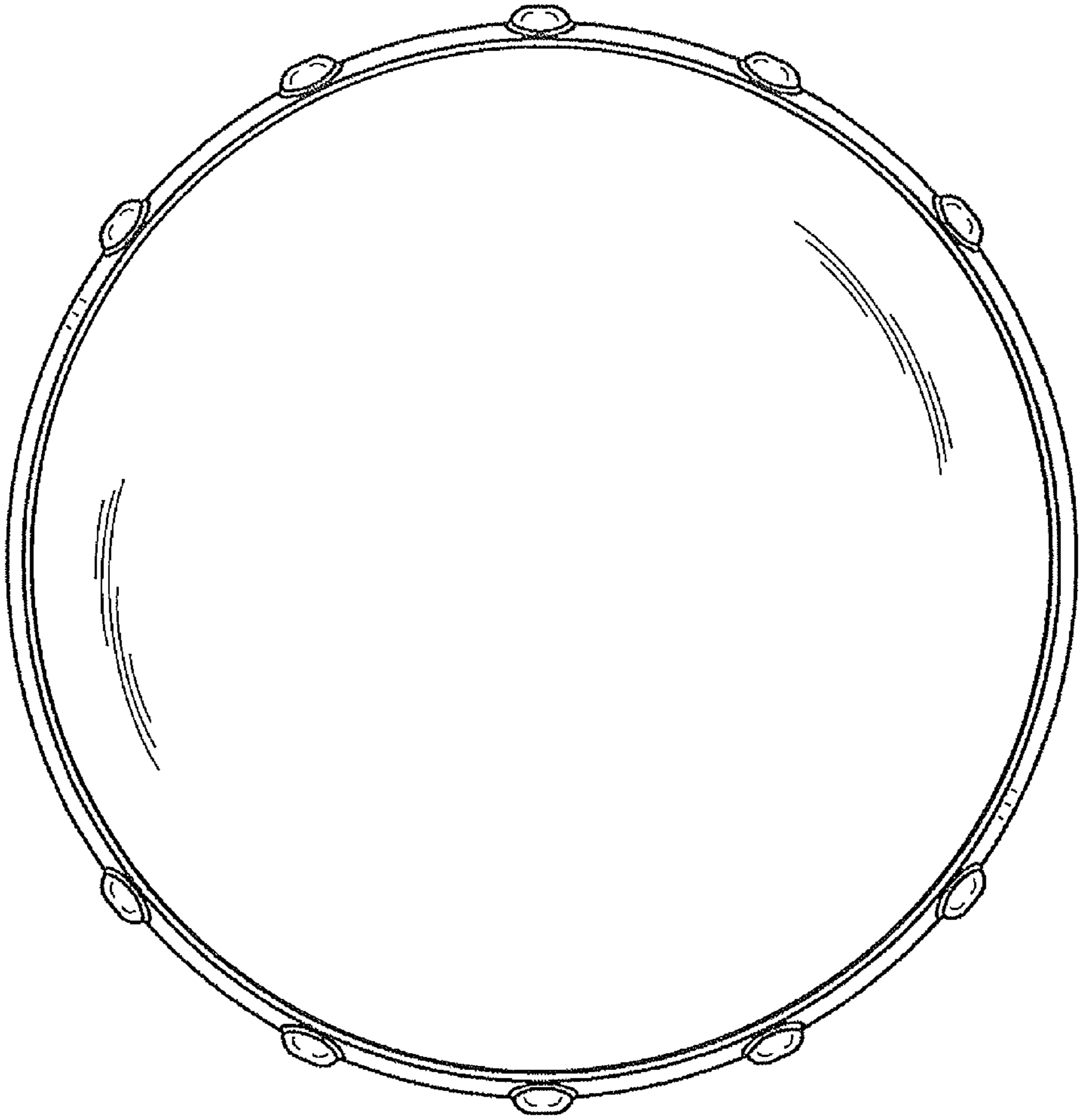


FIG 4