



US00D703756S

(12) **United States Design Patent**
Ennis et al.

(10) **Patent No.:** **US D703,756 S**
(45) **Date of Patent:** **** Apr. 29, 2014**

- (54) **IDENTIFICATION WRISTBAND**
- (71) Applicant: **Precision Dynamics Corporation**,
Valencia, CA (US)
- (72) Inventors: **Ron Ennis**, Los Angeles, CA (US);
Shane Taghavi, Woodland Hills, CA
(US); **Kim Canchola**, Saugus, CA (US)
- (73) Assignee: **Precision Dynamics Corporation**,
Valencia, CA (US)

(**) Term: **14 Years**

(21) Appl. No.: **29/434,922**

(22) Filed: **Oct. 18, 2012**

(51) **LOC (10) Cl.** **19-08**

(52) **U.S. Cl.**
USPC **D20/22; D11/3; D11/5**

(58) **Field of Classification Search**
USPC D20/10, 11, 19, 22-28, 40, 99; 40/1.5,
40/6, 27.5, 124.01-124.09,
40/124.11-124.19, 124.191, 299.01, 304,
40/306, 310, 312, 360, 633, 637, 638,
40/673; 283/56, 67, 71, 81, 88, 101, 106,
283/107; 428/40.1, 42.1-42.3, 87, 195.1,
428/202, 914

See application file for complete search history.

(56) **References Cited**

U.S. PATENT DOCUMENTS

4,783,917	A *	11/1988	Smith et al.	40/633
5,979,941	A *	11/1999	Mosher et al.	283/67
6,055,756	A *	5/2000	Aoki	40/633

D519,871	S *	5/2006	Curtis et al.	D11/3
D595,348	S *	6/2009	Joseph	D19/1
7,607,249	B2 *	10/2009	Singleton	40/633
RE41,822	E *	10/2010	Henley	D20/19
D649,900	S *	12/2011	Landsman et al.	D11/1
8,075,210	B2 *	12/2011	Yokoyama	400/621
D653,148	S *	1/2012	Bekker	D11/3
2006/0230661	A1 *	10/2006	Bekker	40/633
2008/0110069	A1 *	5/2008	McDermott et al.	40/633
2009/0282717	A1 *	11/2009	Jain et al.	40/633
2010/0043266	A1 *	2/2010	Pedicano	40/633
2011/0107637	A1 *	5/2011	Bekker	40/633

* cited by examiner

Primary Examiner — Mary Ann Calabrese

(74) *Attorney, Agent, or Firm* — Kelly & Kelley, LLP

(57) **CLAIM**

The ornamental design for an identification wristband, as shown and described.

DESCRIPTION

FIG. 1 is a perspective view of an identification wristband embodying our new design, with an identification label partially removed;

FIG. 2 is a perspective view of the identification wristband of FIG. 1, illustrating the configuration of the identification wristband when worn about the wrist;

FIG. 3 is a top plan view thereof;

FIG. 4 is a bottom plan view thereof;

FIG. 5 is a rear elevational view thereof;

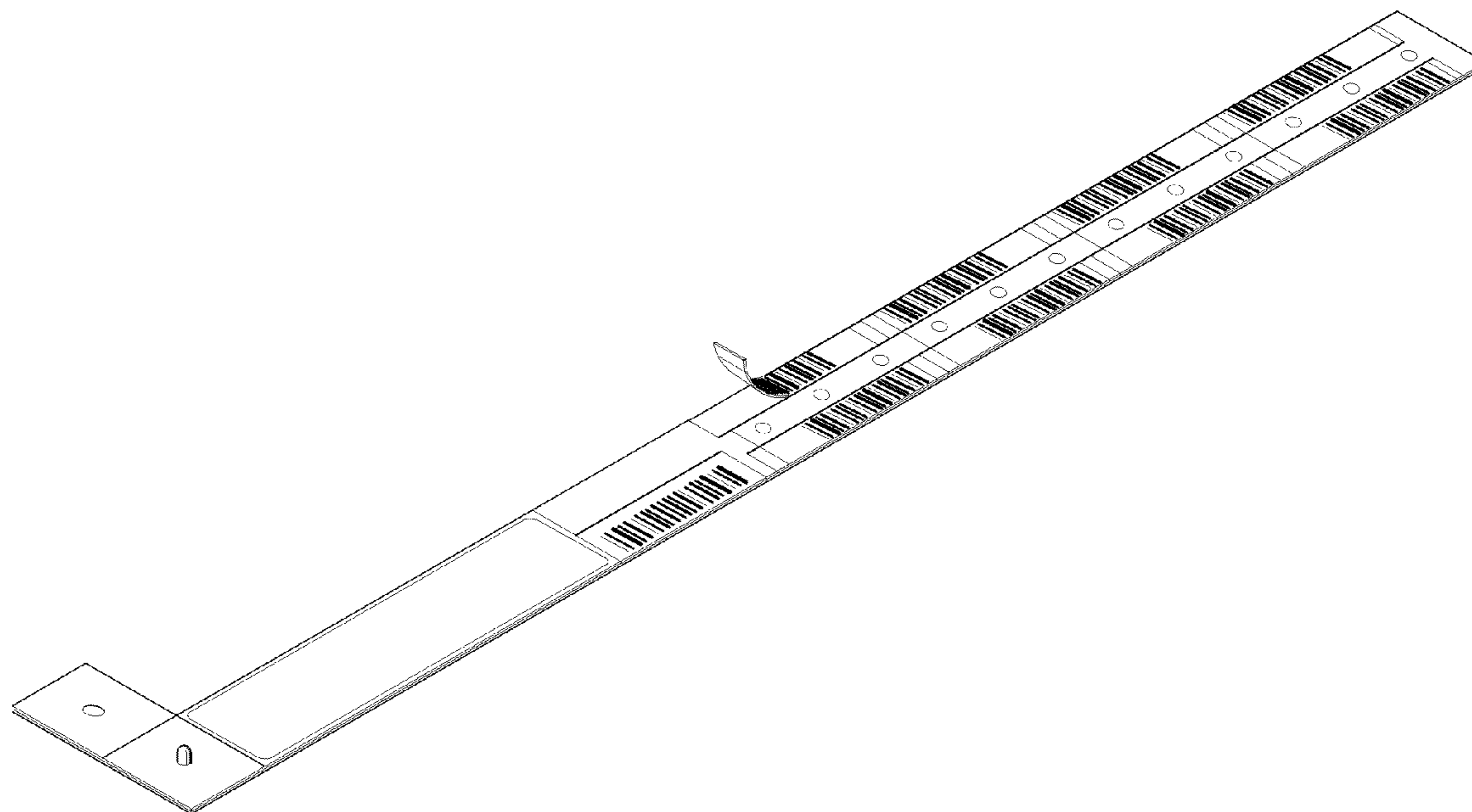
FIG. 6 is a front elevational view thereof;

FIG. 7 is a left side elevational view thereof; and,

FIG. 8 is a right side elevational view thereof.

The broken line in FIG. 4 represents a fold line.

1 Claim, 2 Drawing Sheets



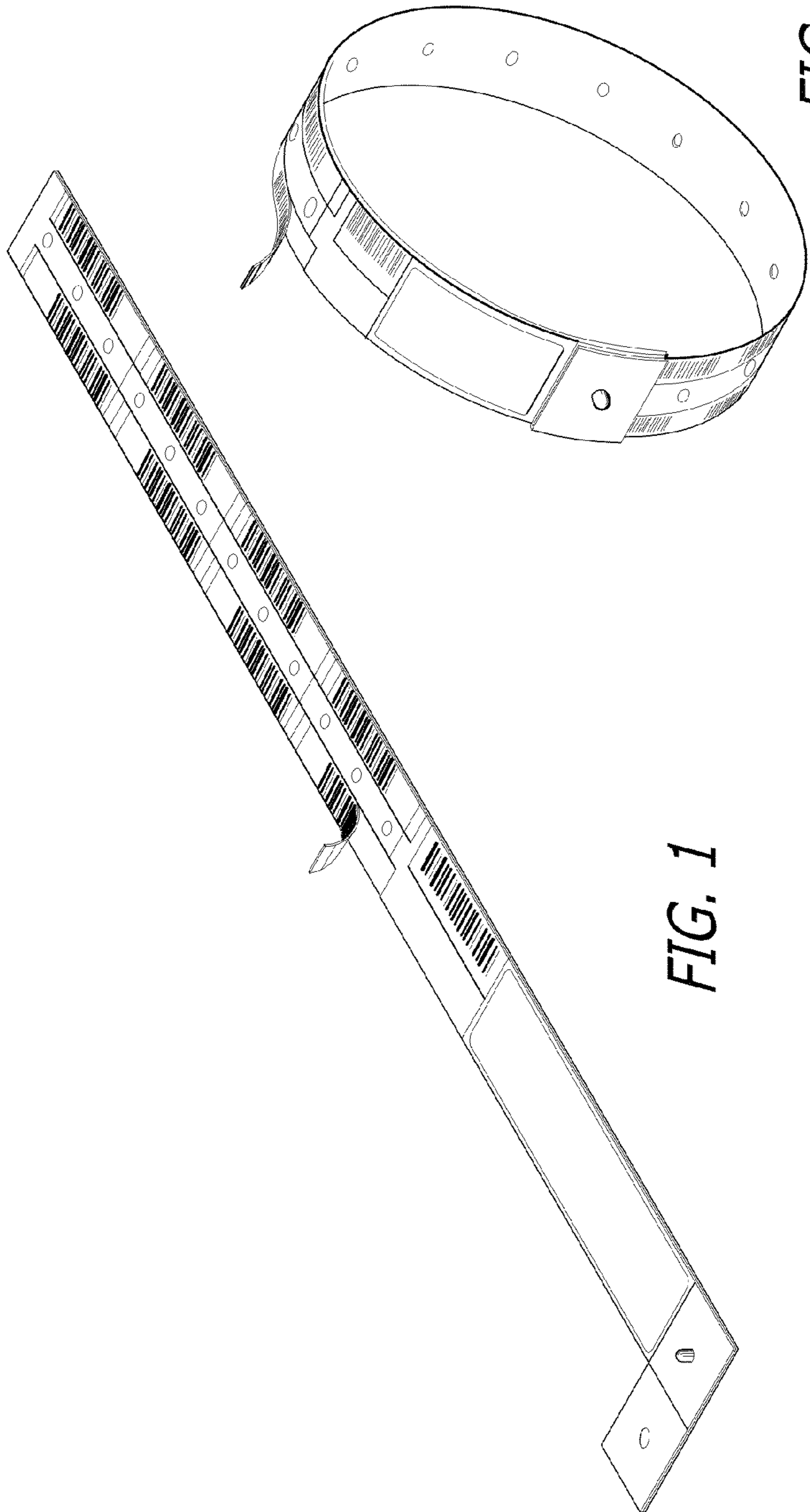


FIG. 2

FIG. 1

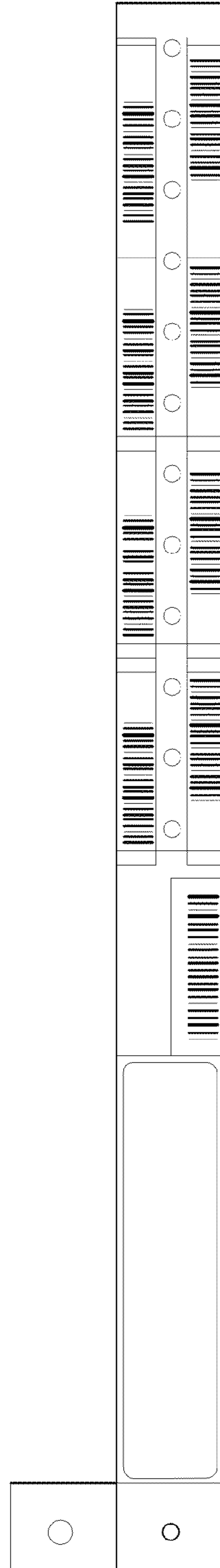


FIG. 3

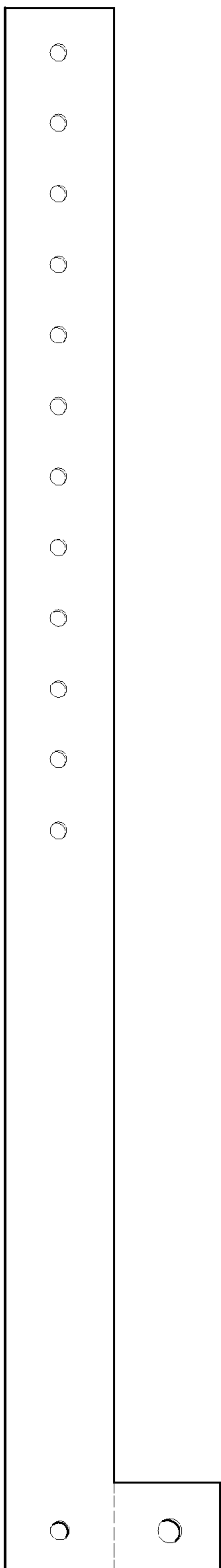


FIG. 4




FIG. 5

FIG. 6

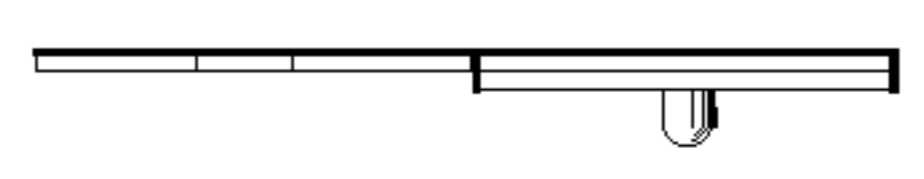


FIG. 7

FIG. 6

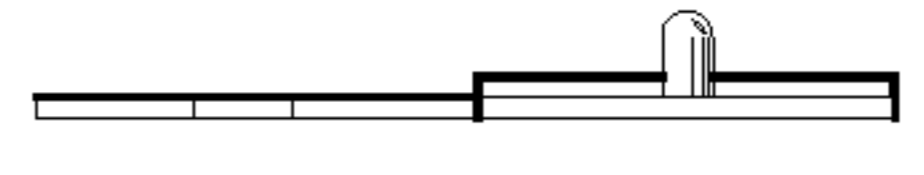


FIG. 8