



US00D703749S

(12) **United States Design Patent**
Pascale

(10) **Patent No.:** **US D703,749 S**
(45) **Date of Patent:** **** Apr. 29, 2014**

- (54) **TIGER PAW STATIONARY TAB**
- (75) Inventor: **Steven Patrick Pascale**, San Clemente, CA (US)
- (73) Assignee: **Steven P. Pascale**, San Clemente, CA (US)
- (**) Term: **14 Years**
- (21) Appl. No.: **29/421,653**
- (22) Filed: **Aug. 28, 2012**
- (51) **LOC (10) Cl.** **19-99**
- (52) **U.S. Cl.**
USPC **D19/99**
- (58) **Field of Classification Search**
USPC D1/106-110; D11/78.1, 132-136, D11/157-160; D19/65, 86, 99, 100; 24/67 R, 67.1, 67.3, 67.9, 67.11, 552, 24/563, DIG. 8, DIG. 9, DIG. 10; D20/29-32, 35, 40
See application file for complete search history.

(56) **References Cited**

U.S. PATENT DOCUMENTS

D384,152 S *	9/1997	Raufman	D24/126
D440,736 S *	4/2001	Stafford	D1/107
D467,393 S *	12/2002	Warden	D30/155
D473,769 S *	4/2003	Kelleghan	D8/38
D504,223 S *	4/2005	Tamburri	D3/211
D507,119 S *	7/2005	Reeves, Jr.	D6/304
D540,007 S *	4/2007	Edwards	D1/107
D571,108 S *	6/2008	Slabaugh	D6/310
D572,141 S *	7/2008	Slabaugh	D9/601
D581,830 S *	12/2008	Slabaugh	D11/127
D585,727 S *	2/2009	Kelleghan	D8/356
D589,660 S *	3/2009	Tolentino-Swem	D30/199
D591,162 S *	4/2009	Slabaugh	D9/607
D591,478 S *	5/2009	Slusarczyk et al.	D1/107
D614,074 S *	4/2010	Castaline et al.	D11/79
D617,060 S *	6/2010	Akrey	D30/154

D636,134 S *	4/2011	Spurgeon	D30/161
D654,245 S *	2/2012	School	D99/5
D661,456 S *	6/2012	Couttenye et al.	D1/107
D665,133 S *	8/2012	Haverstock	D30/129
D666,835 S *	9/2012	Grainger	D4/120
D682,442 S *	5/2013	Nguyen	D24/224
D684,336 S *	6/2013	Couttenye et al.	D1/107
D685,565 S *	7/2013	Bhandula	D99/1
D693,862 S *	11/2013	Wirth et al.	D15/140
2011/0041780 A1 *	2/2011	Hurwitz	119/850
2011/0169183 A1 *	7/2011	Axelrod et al.	264/46.4

* cited by examiner

Primary Examiner — Elizabeth Albert

(57) **CLAIM**

The ornamental design for a tiger paw stationery tab, as shown and described.


DESCRIPTION

FIG. 1 is a front view of the tiger paw stationery tab in accordance with my new design,
 FIG. 2 is a rear view of the tiger paw stationery tab shown in FIG. 1;
 FIG. 3 is a perspective view of the rear of the tiger paw stationery tab shown in FIG. 2;
 FIG. 4 is a left side view of the tiger paw stationery tab shown in FIG. 1;
 FIG. 5 is a right side view of the tiger paw stationery tab shown in FIG. 1;
 FIG. 6 is a top view of the tiger paw stationery tab shown in FIG. 1; and,
 FIG. 7 is a bottom view of the tiger paw stationery tab shown in FIG. 1.

The long and short broken lines around the inside edge of the tiger paw stationery tab define the bounds of the claimed design and form no part thereof.

The evenly spaced broken lines showing the clip and apertures in the middle of the tiger paw stationery tab are included to show features that form no part of the claimed design.

1 Claim, 7 Drawing Sheets






Fig. 1




Fig. 2

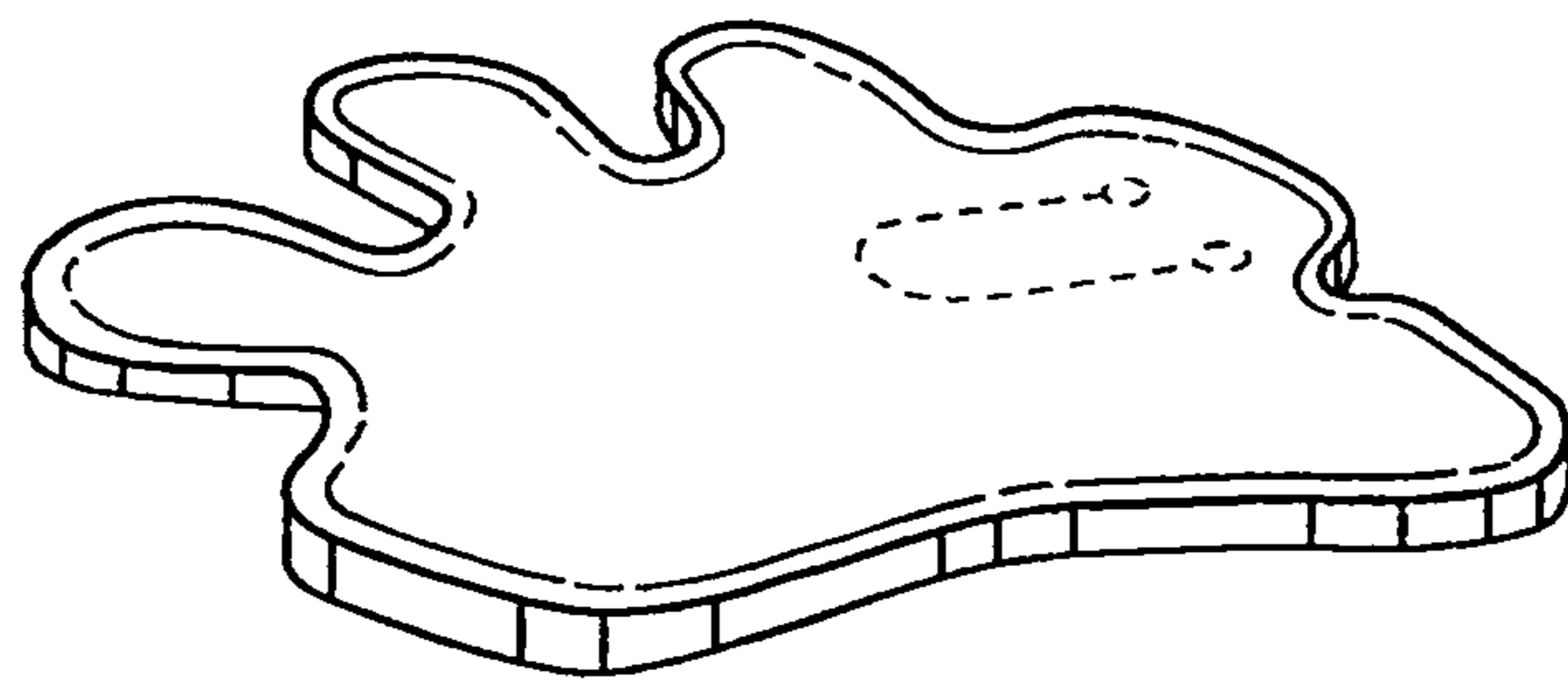


Fig. 3



Fig. 4



Fig. 5



Fig. 6



Fig. 7