



US00D703748S

(12) **United States Design Patent**  
**Pascale**

(10) **Patent No.:** **US D703,748 S**

(45) **Date of Patent:** **\*\* Apr. 29, 2014**

(54) **BASEBALL PLAYER STATIONERY TAB**

(75) **Inventor:** **Steven Patrick Pascale**, San Clemente, CA (US)

(73) **Assignee:** **Steven P. Pascale**, San Clemente, CA (US)

(\*\*) **Term:** **14 Years**

(21) **Appl. No.:** **29/421,636**

(22) **Filed:** **Aug. 27, 2012**

(51) **LOC (10) Cl.** ..... **19-99**

(52) **U.S. Cl.**  
USPC ..... **D19/99**

(58) **Field of Classification Search**  
USPC ..... D1/106-110; D11/78.1, 132-136, D11/157-160; D19/65, 86, 99, 100; 24/67 R, 67.1, 67.3, 67.9, 67.11, 552, 24/563, DIG. 8, DIG. 9, DIG. 10; D20/29-32, 35, 40

See application file for complete search history.

(56) **References Cited**

**U.S. PATENT DOCUMENTS**

D24,364	S	*	6/1895	Keller	.....	D1/109
3,290,693	A	*	12/1966	Wolfe	.....	2/423
4,885,806	A	*	12/1989	Heller	.....	2/423
D330,856	S	*	11/1992	Kidd	.....	D9/451
5,511,250	A	*	4/1996	Field et al.	.....	2/418
D385,662	S	*	10/1997	Paglucci et al.	.....	D29/105
D389,958	S	*	1/1998	Kinkead	.....	D29/102
D519,801	S	*	5/2006	Lee	.....	D8/38
D525,039	S	*	7/2006	Hill	.....	D6/305
D575,436	S	*	8/2008	Nunes	.....	D26/73
D607,939	S	*	1/2010	Baker	.....	D19/82
D632,335	S	*	2/2011	Pascale	.....	D19/65
D632,336	S	*	2/2011	Pascale	.....	D19/65

D632,337	S	*	2/2011	Pascale	.....	D19/65
D632,737	S	*	2/2011	Pascale	.....	D19/65
D665,132	S	*	8/2012	Shook	.....	D29/105
D667,884	S	*	9/2012	Pascale	.....	D19/65
2008/0000016	A1	*	1/2008	Kellogg	.....	2/410

\* cited by examiner

*Primary Examiner* — Elizabeth Albert

(57) **CLAIM**

The ornamental design for a baseball player stationery tab, as shown and described.


**DESCRIPTION**

FIG. 1 is a front view of the baseball player stationery tab in accordance with my new design,  
 FIG. 2 is a rear view of the baseball player stationery tab shown in FIG. 1;  
 FIG. 3 is a perspective view of the baseball player stationery tab shown in FIG. 2;  
 FIG. 4 is a left side view of the baseball player stationery tab shown in FIG. 1;  
 FIG. 5 is a right side view of the baseball player stationery tab shown in FIG. 1;  
 FIG. 6 is a top view of the baseball player stationery tab shown in FIG. 1; and,  
 FIG. 7 is a bottom view of the baseball player stationery tab shown in FIG. 1.

The long and short broken lines around the inside edge of the baseball player stationery tab define the bounds of the claimed design and form no part thereof.

The evenly spaced broken lines showing the clip and apertures in the middle of the baseball player stationery tab are included to show features that form no part of the claimed design.

**1 Claim, 7 Drawing Sheets**





**Fig. 1**

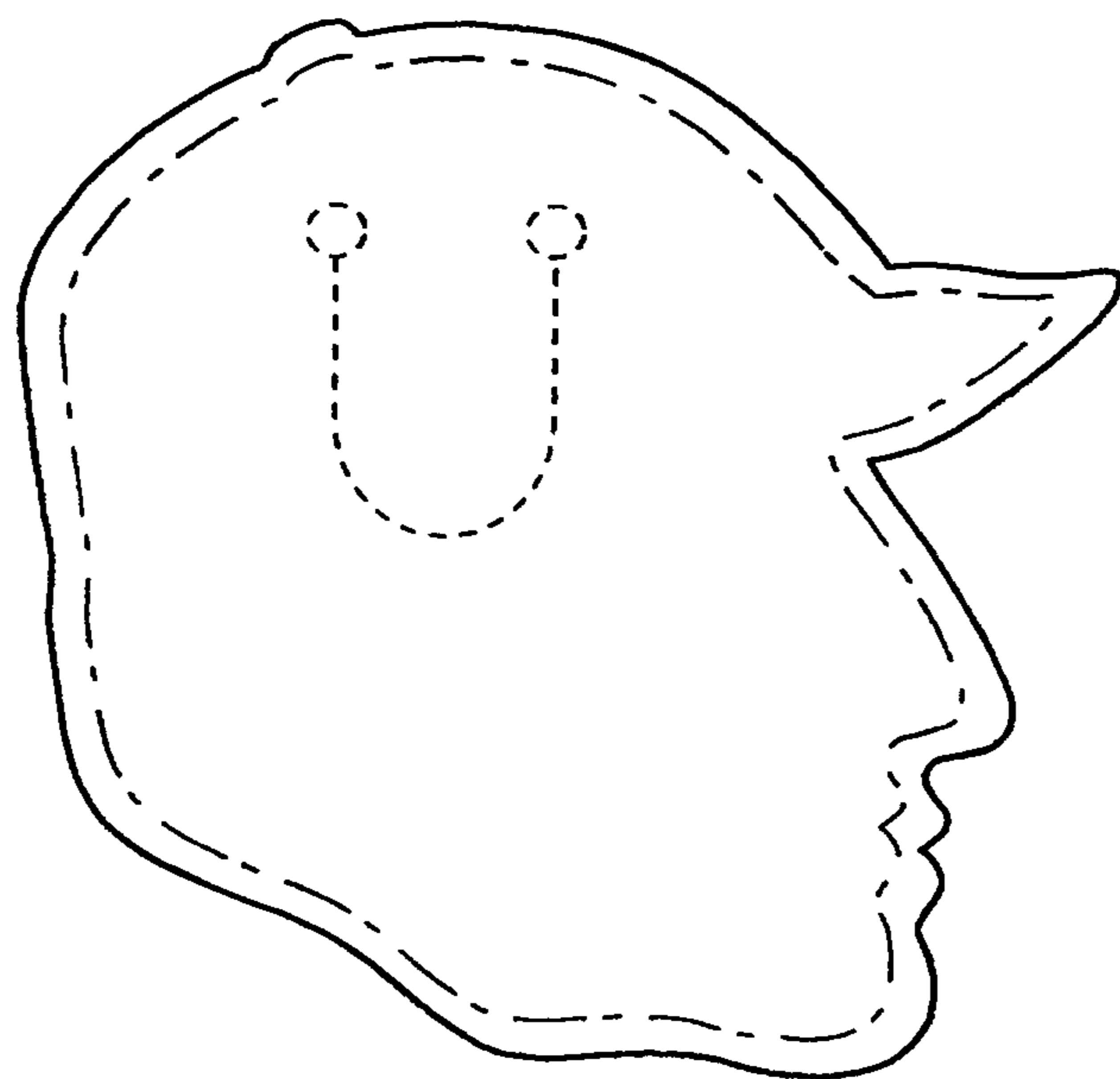
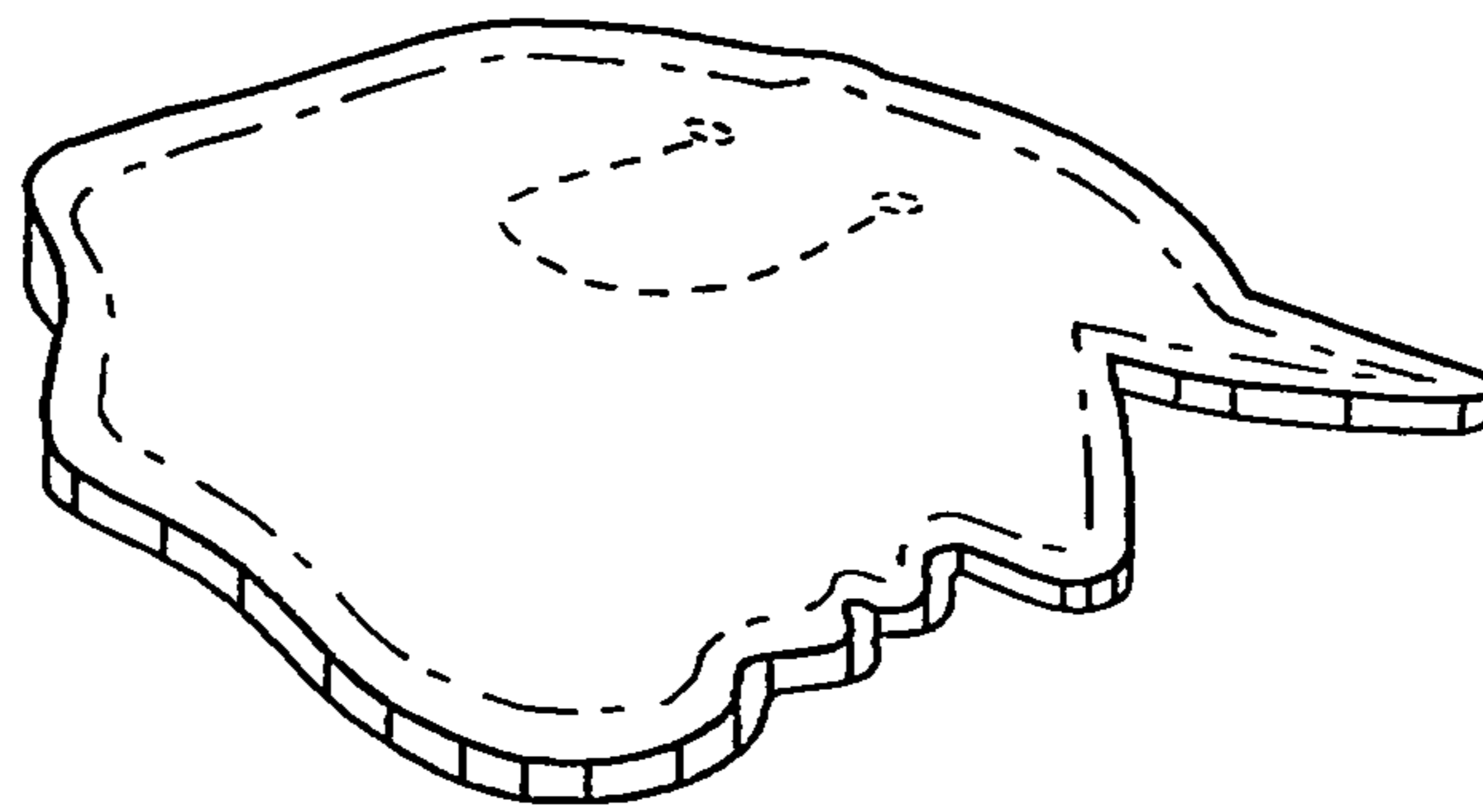


Fig. 2



**Fig. 3**




**Fig. 4**



**Fig. 5**



**Fig. 6**



**Fig. 7**