



US00D703742S

(12) **United States Design Patent**
Harvey Pennaz et al.

(10) **Patent No.:** **US D703,742 S**
(45) **Date of Patent:** **** Apr. 29, 2014**

- (54) **CLIP**
- (71) Applicant: **3M Innovative Properties Company**,
St. Paul, MN (US)
- (72) Inventors: **Jane E. Harvey Pennaz**, Roseville, MN
(US); **James E. Nash**, Bloomington, MN
(US); **Gerald E. Mueller**, Eagan, MN
(US)
- (73) Assignee: **3M Innovative Properties Company**,
St. Paul, MN (US)

D273,821 S *	5/1984	Bianchi	D3/215
D295,501 S *	5/1988	Brayford	D10/31
D308,892 S *	6/1990	Dahle	D19/75
D349,398 S *	8/1994	Ezzo	D3/208
D363,453 S *	10/1995	Herdt	D11/78.1
D400,466 S *	11/1998	Gleason	D11/78.1
D412,343 S *	7/1999	Offenhauer	D19/65
D467,974 S *	12/2002	Holland	D19/65
D552,008 S *	10/2007	McGarity	D11/78.1
D574,226 S *	8/2008	Wolff	D8/395
D592,987 S *	5/2009	McGarity et al.	D11/78.1
D636,293 S *	4/2011	Dolce et al.	D11/222
D677,193 S *	3/2013	MacDonald	D11/78.1

* cited by examiner

(**) Term: **14 Years**

Primary Examiner — Elizabeth Albert

(21) Appl. No.: **29/458,565**

(74) *Attorney, Agent, or Firm* — Irina Hass

(22) Filed: **Jun. 20, 2013**

(57) **CLAIM**

(51) **LOC (10) Cl.** **19-02**

The ornamental design for a clip, as shown and described.

(52) **U.S. Cl.**
USPC **D19/65**

DESCRIPTION

(58) **Field of Classification Search**
USPC D8/394, 395; D11/78.1; D19/65, 86,
D19/99, 100; 24/67 R, 67.1, 67.3, 67.9,
24/67.11, 552, 563, DIG. 8, DIG. 9,
24/DIG. 10
See application file for complete search history.

FIG. 1 is a perspective view showing the new design for a clip;
FIG. 2 is a top view thereof;
FIG. 3 is a right side view thereof, a left side view being a
mirror image thereof;
FIG. 4 is a front view thereof;
FIG. 5 is a rear view thereof; and,
FIG. 6 is a bottom view thereof.

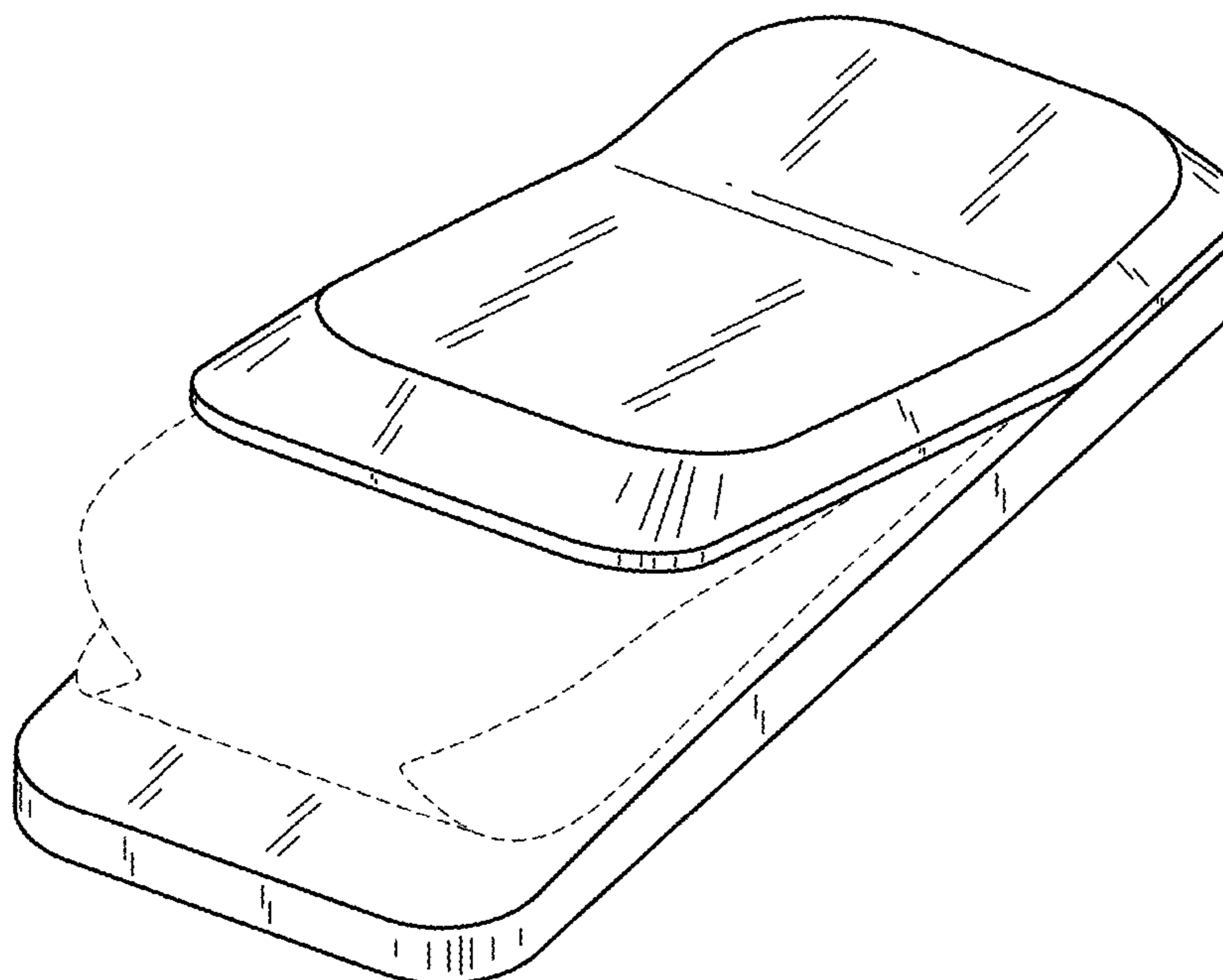
The features on the inside in FIGS. 1 to 4 and on the bottom
in FIG. 6 are included to show features that form no part of the
claimed design.

(56) **References Cited**

U.S. PATENT DOCUMENTS

2,845,172 A *	7/1958	Fridolph	206/107
D239,147 S *	3/1976	Karlsen	D11/215

1 Claim, 2 Drawing Sheets



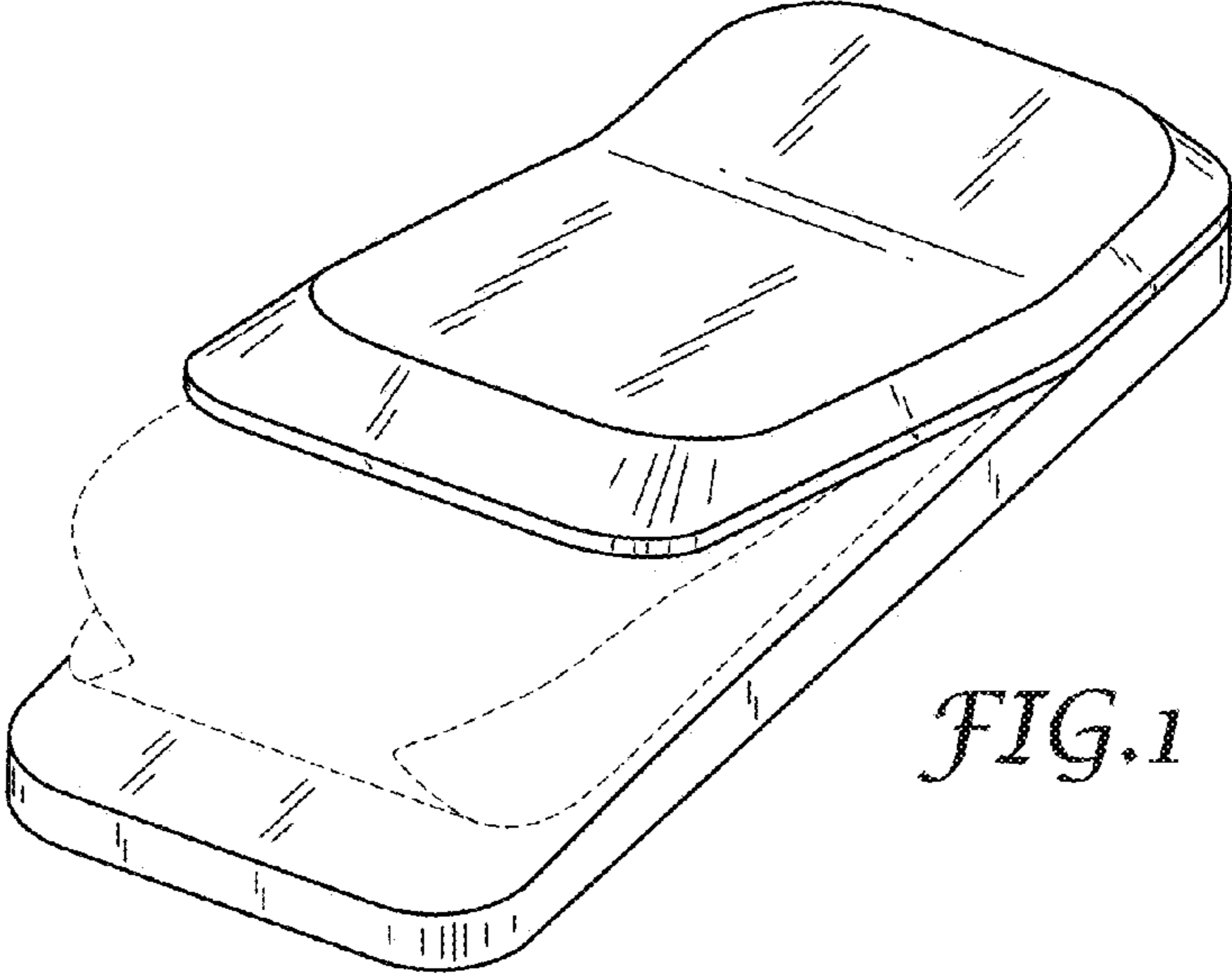


FIG. 1

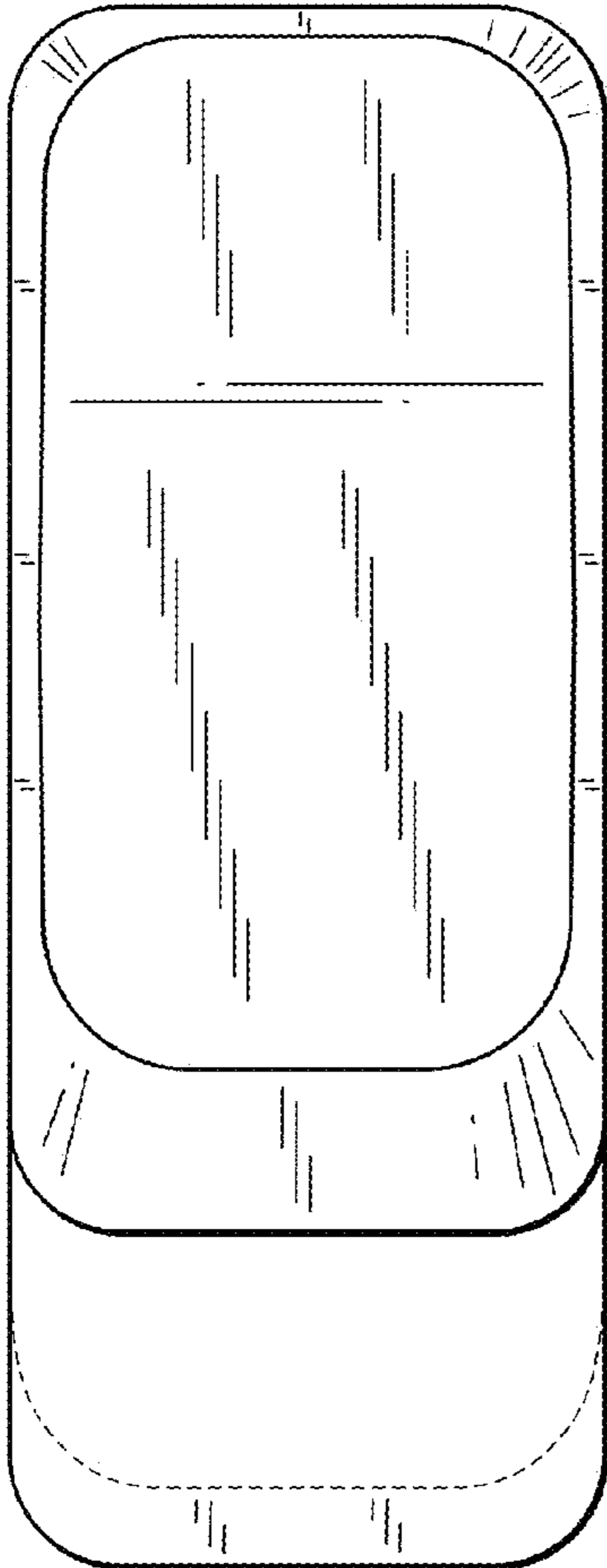


FIG. 2

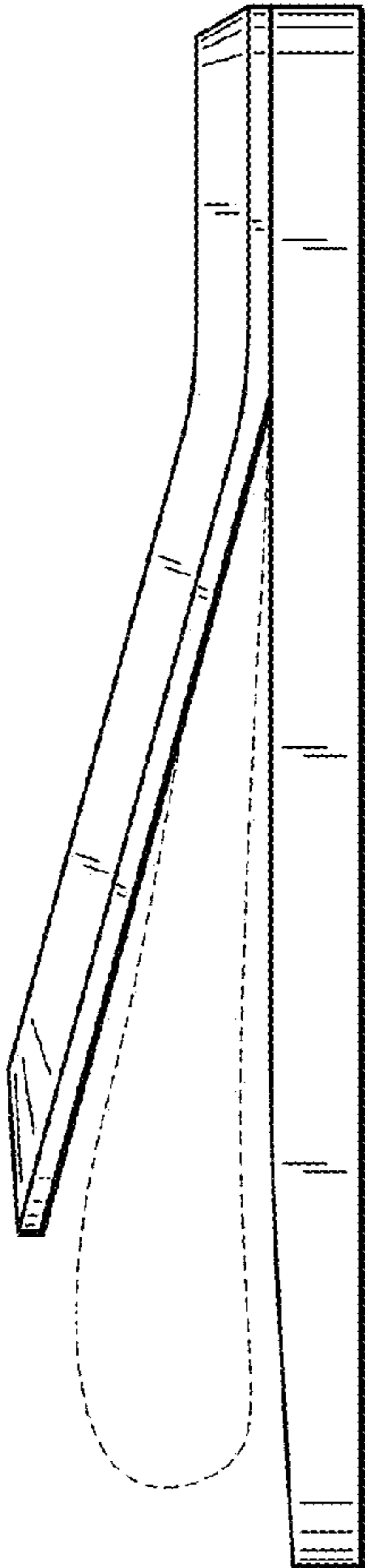


FIG. 3

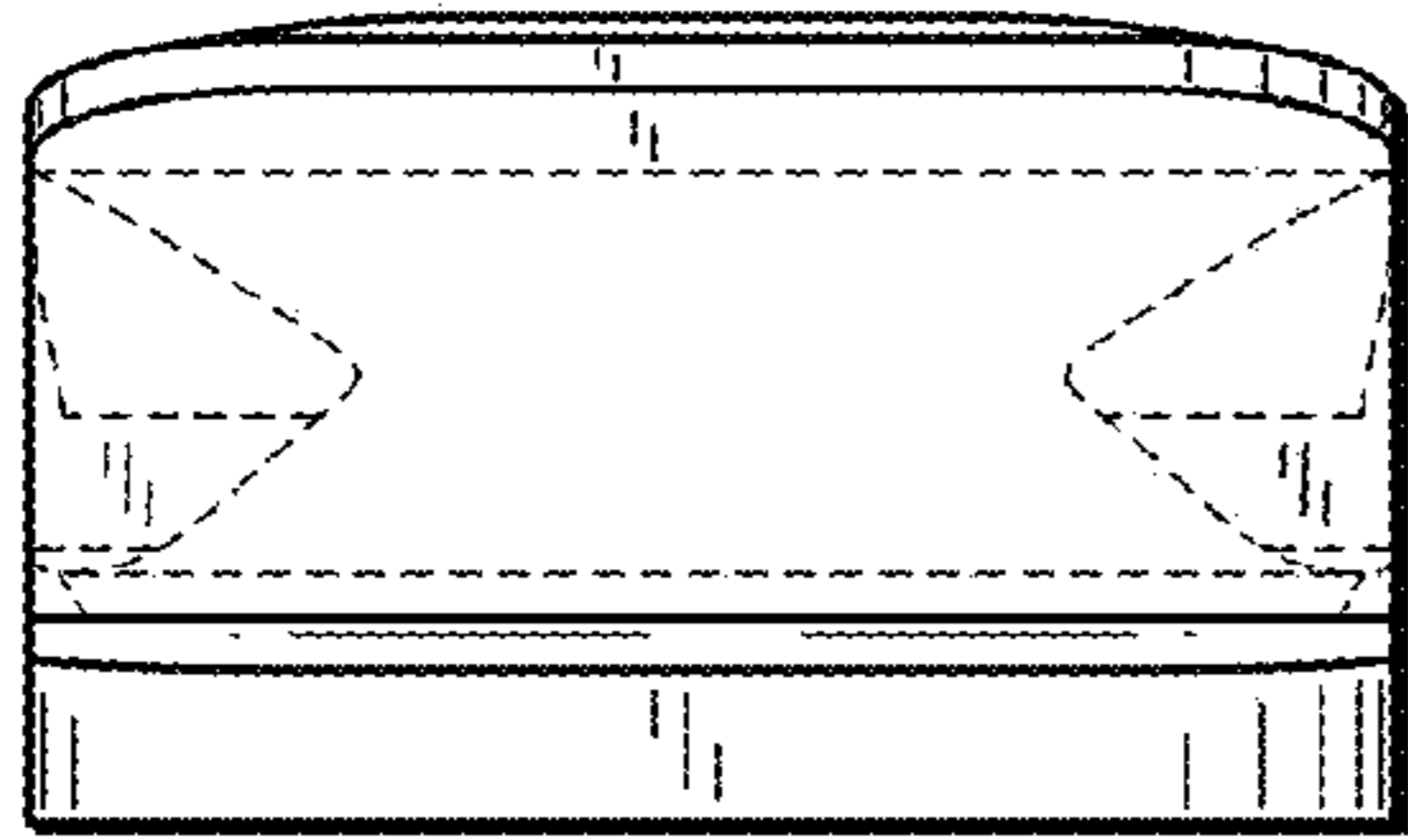


FIG. 4

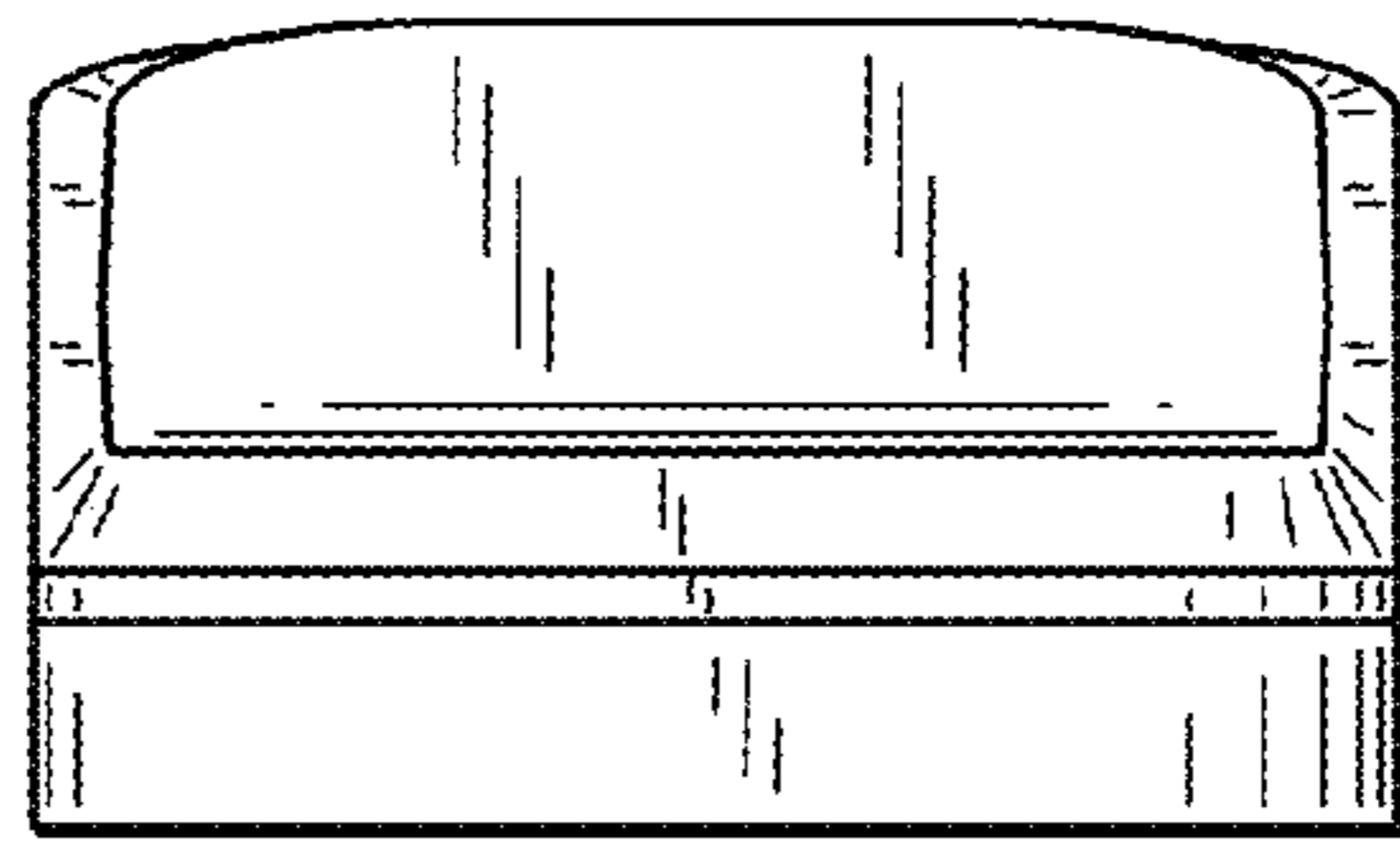


FIG. 5




FIG. 6