

US00D703740S

(12) **United States Design Patent**  
**Sherwin**

(10) **Patent No.:** **US D703,740 S**  
(45) **Date of Patent:** **\*\* Apr. 29, 2014**

- (54) **WRISTBAND**
- (75) Inventor: **Joel Sherwin**, Calabasas, CA (US)
- (73) Assignee: **Kaiku Finance LLC**, Westlake Village, CA (US)
- (\*\*) Term: **14 Years**
- (21) Appl. No.: **29/414,897**
- (22) Filed: **Mar. 5, 2012**
- (51) **LOC (10) Cl.** ..... **19-08**
- (52) **U.S. Cl.**  
USPC ..... **D19/9**
- (58) **Field of Classification Search**  
USPC ..... D19/1-8; D20/27, 22, 99; D11/2-5, 20;  
D9/434, 436, 501; D29/120.1;  
D24/189; 40/633, 586, 665, 124.01,  
40/299.01, 584, 661.09, 675; 283/74-75,  
283/81, 103, 61-62, 114; 428/40.1, 42.2,  
428/42.3, 914-915, 43; 63/3, 3.1, 3.2, 5.1;  
2/DIG. 11; 24/30.5 P; D3/215;  
340/568.1; 224/175  
See application file for complete search history.

- D591,633 S \* 5/2009 Del Valle ..... D11/3
- D612,419 S \* 3/2010 Yuengling ..... D19/9
- D632,202 S \* 2/2011 Rodarmel ..... D11/3
- D645,774 S \* 9/2011 Chowdhary ..... D11/3
- D687,736 S \* 8/2013 Wycoff ..... D11/3
- D688,968 S \* 9/2013 Guerrero, II ..... D11/3

\* cited by examiner

*Primary Examiner* — Caron D Veynar

*Assistant Examiner* — Abraham Bahta

(74) *Attorney, Agent, or Firm* — Koppel, Patrick, Heybl & Philpott

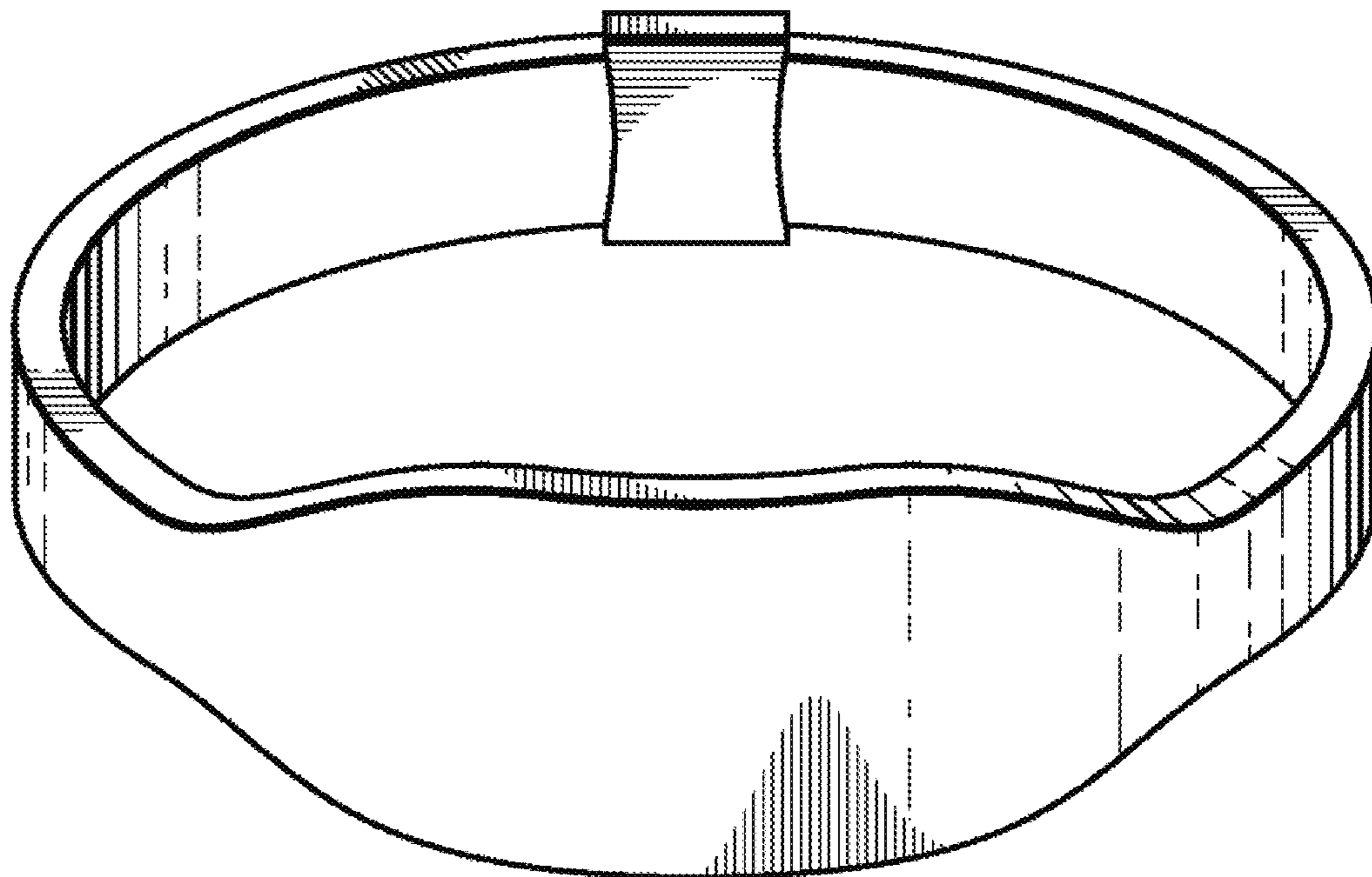
(57) **CLAIM**  
The ornamental design for a wristband, as shown and described.

**DESCRIPTION**

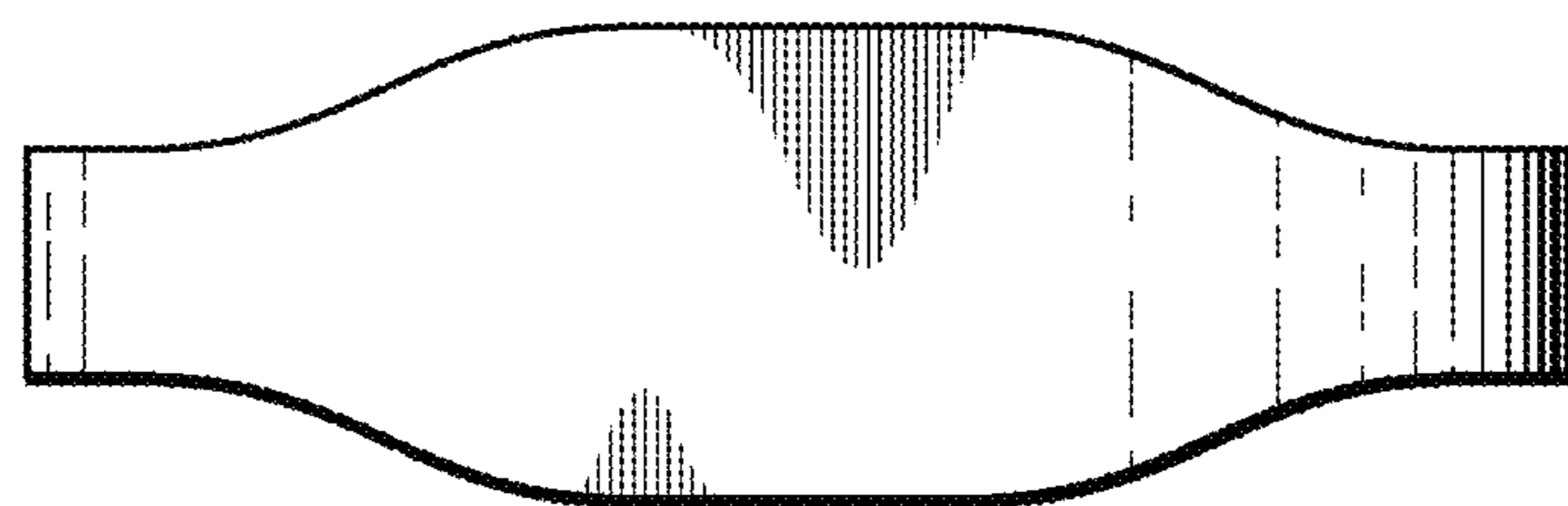
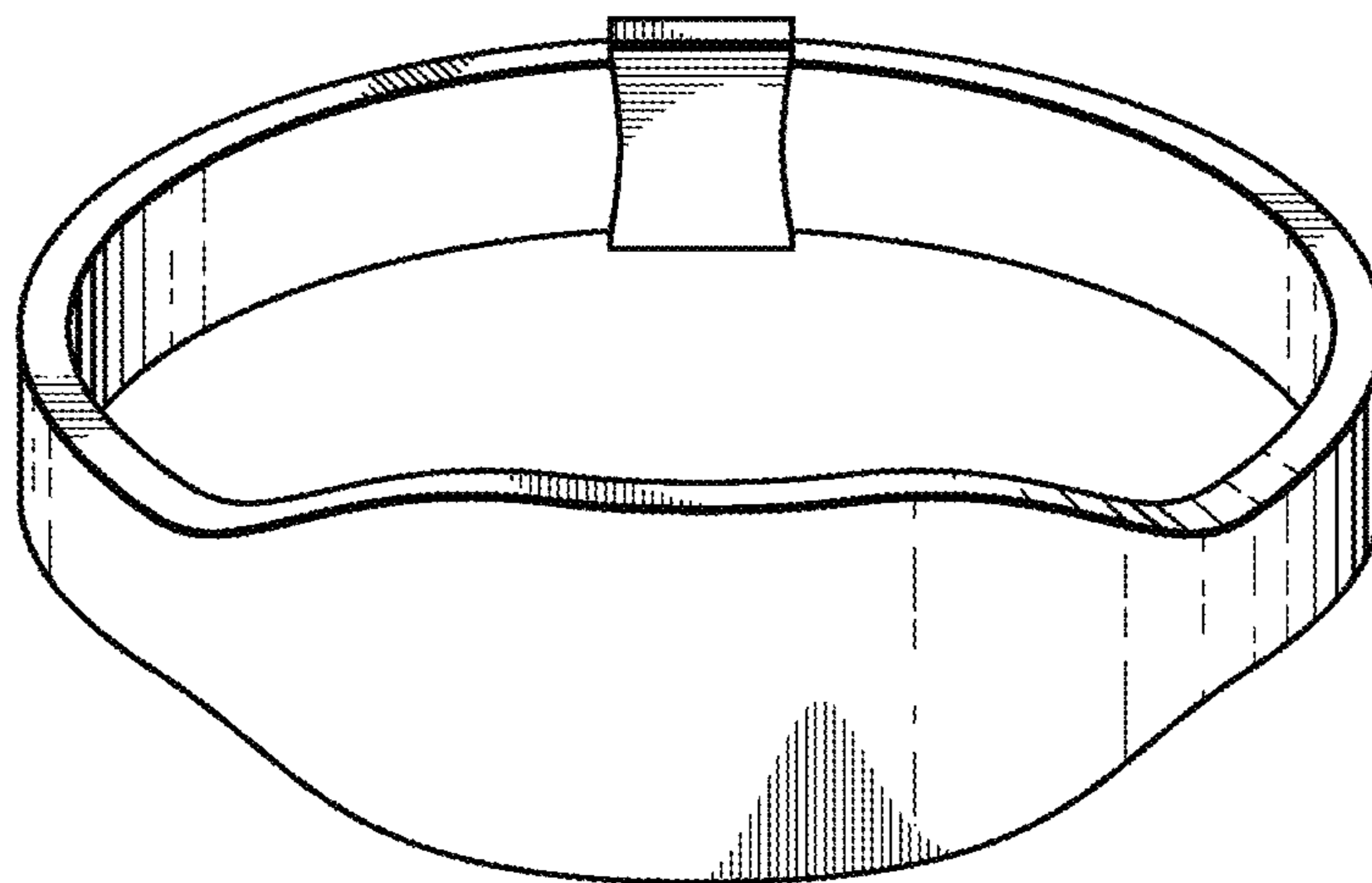
FIG. 1 is a top, front perspective view of a wristband showing my new design;  
FIG. 2 is a front elevation view thereof;  
FIG. 3 is a top plan view; the opposite side not shown is a substantial mirror image thereof;  
FIG. 4 is a right side elevation view; the opposite side not shown is a substantial mirror image thereof; and,  
FIG. 5 is a top, back perspective view thereof.  
The broken line shown on the inner surface of the wristband in FIG. 5 represent holes and is included for the purpose of illustrating environmental structure and form no part of the claimed design.

- (56) **References Cited**  
U.S. PATENT DOCUMENTS  
D28,704 S \* 5/1898 Bauer et al. .... D9/434  
D554,555 S \* 11/2007 Ousley ..... D11/4

**1 Claim, 3 Drawing Sheets**



*FIG. 1*



*FIG. 2*

FIG. 3

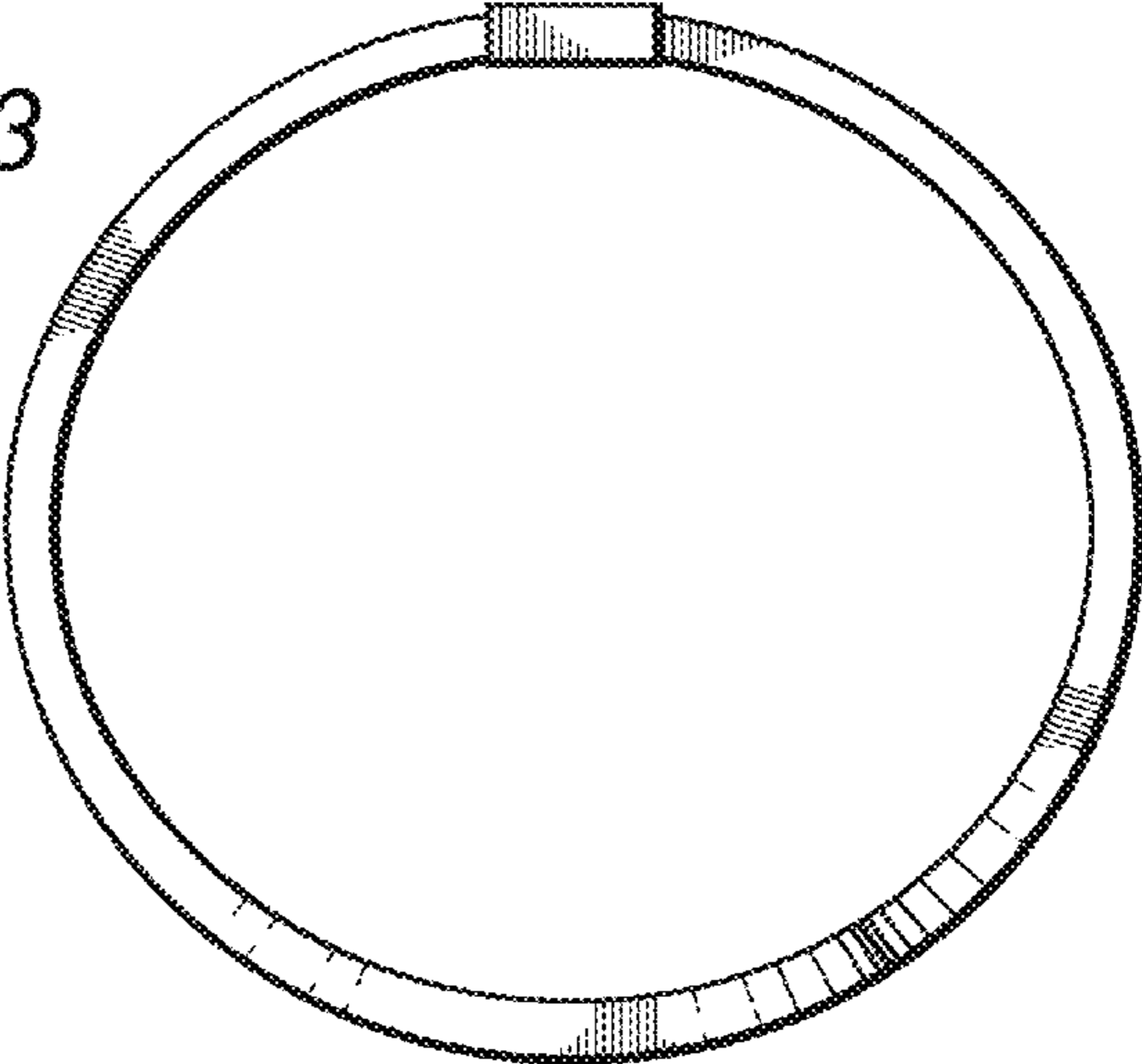

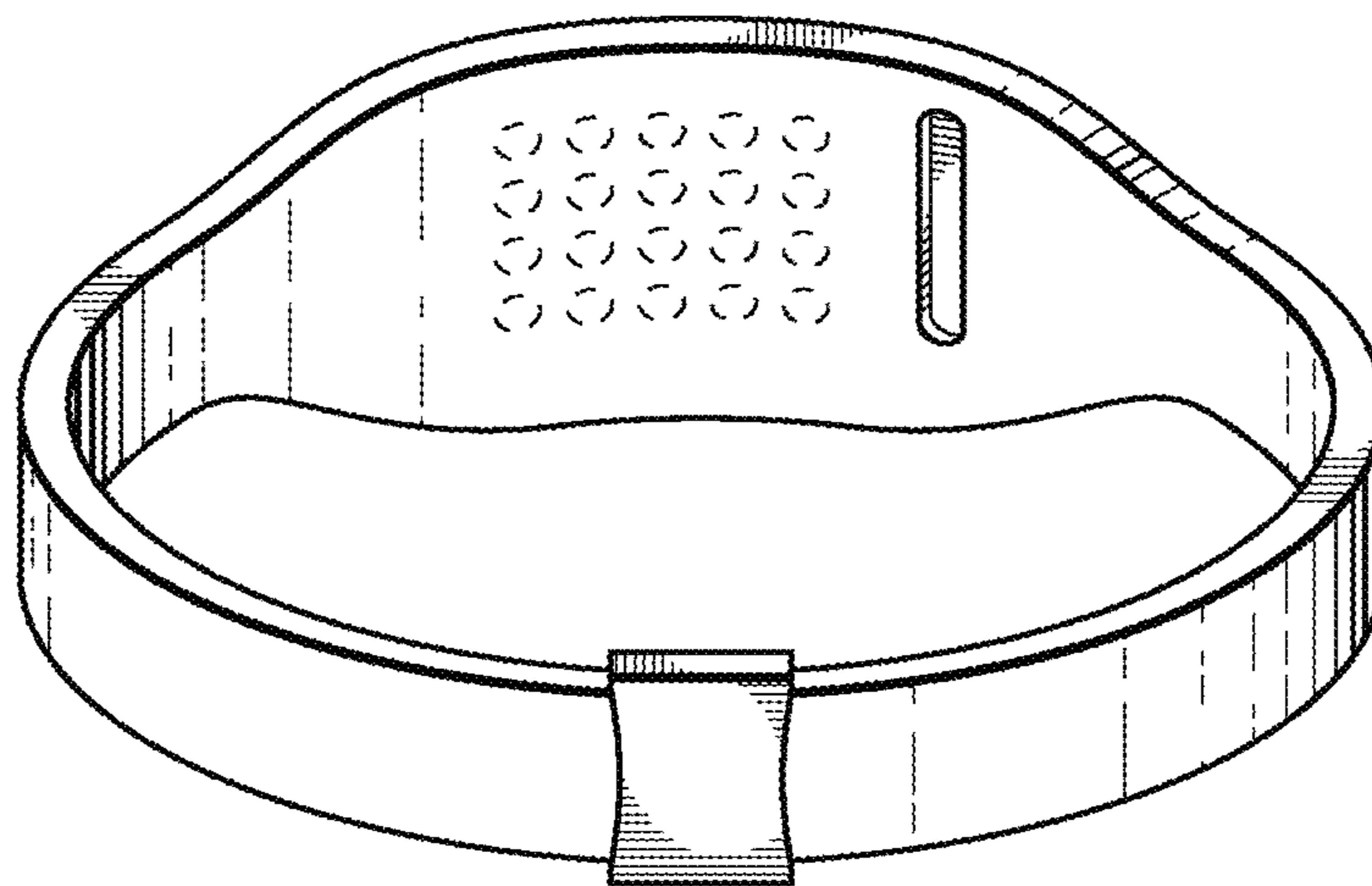


FIG. 4





*FIG. 5*