



US00D703719S

(12) **United States Design Patent**  
**Boyle et al.**

(10) **Patent No.:** **US D703,719 S**  
(45) **Date of Patent:** **\*\* Apr. 29, 2014**

(54) **ELECTRONIC COMMUNICATION DEVICE**

(75) Inventors: **Christopher T. Boyle**, San Antonio, TX (US); **Scott Taylor**, San Antonio, TX (US); **Alexander G. Sammons**, San Antonio, TX (US); **John T. O'Callaghan**, San Antonio, TX (US); **Christian Elder**, Baltimore, MD (US)

(73) Assignee: **H4 Engineering, Inc.**, San Antonio, TX (US)

(\*\*) Term: **14 Years**

(21) Appl. No.: **29/414,910**

(22) Filed: **Mar. 5, 2012**

(51) **LOC (10) Cl.** ..... **16-05**

(52) **U.S. Cl.**  
USPC ..... **D16/237**

(58) **Field of Classification Search**  
USPC ..... D16/237, 239, 240; D26/24, 37-38, 63, D26/110, 113, 129; 362/3, 16-18, 182, 552, 362/612; D13/180, 182, 103, 107, 108; D9/432; D7/601-608  
See application file for complete search history.

(56) **References Cited**

**U.S. PATENT DOCUMENTS**

D374,858 S \* 10/1996 Chu ..... D13/108  
D427,965 S \* 7/2000 Wu ..... D13/107

D484,797 S \* 1/2004 Kipperman et al. .... D9/424  
D544,437 S \* 6/2007 Hussaini et al. .... D13/107  
D556,571 S \* 12/2007 Jalet ..... D9/432  
D557,204 S \* 12/2007 Panebianco et al. .... D13/103  
D643,808 S \* 8/2011 Shaper ..... D13/103  
D654,018 S \* 2/2012 Conley et al. .... D13/107  
D659,091 S \* 5/2012 Sasada et al. .... D13/107  
D680,952 S \* 4/2013 Henderson et al. .... D13/108

\* cited by examiner

*Primary Examiner* — Susan Bennett Hattan

*Assistant Examiner* — Vy Koenig

(74) *Attorney, Agent, or Firm* — Michael D. Volk, Jr.

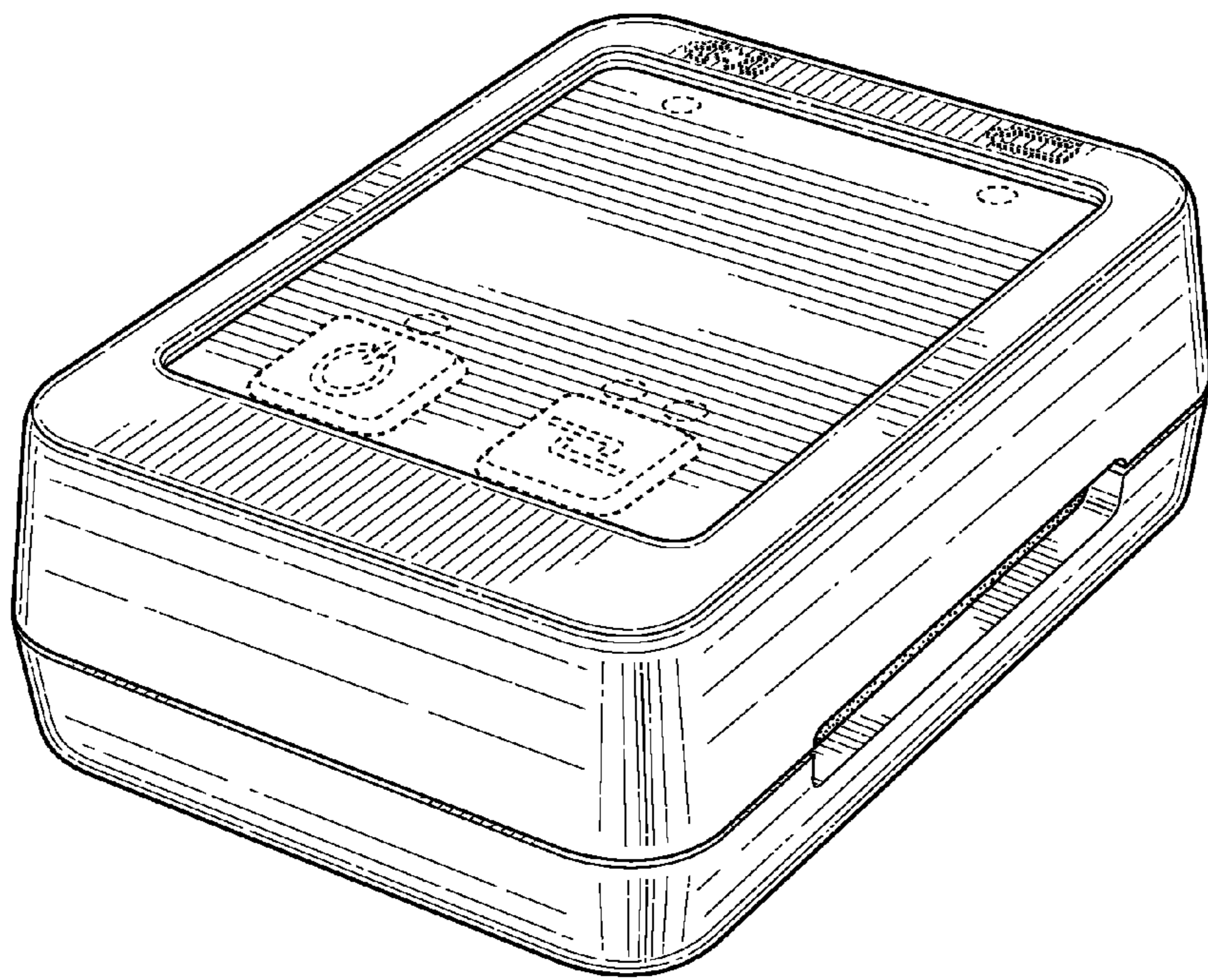
(57) **CLAIM**

The ornamental design for an electronic communication device, as shown and described.

**DESCRIPTION**

FIG. 1 is an isometric perspective view of our design; FIG. 2 is a front elevation view thereof; FIG. 3 is a back elevation view thereof; FIG. 4 is a top plan view thereof; FIG. 5 is a bottom plan view thereof; FIG. 6 is a left side elevation view thereof; and, FIG. 7 is a right side elevation view thereof. The broken lines in the drawings depict features that form no part of the claimed design.

**1 Claim, 4 Drawing Sheets**



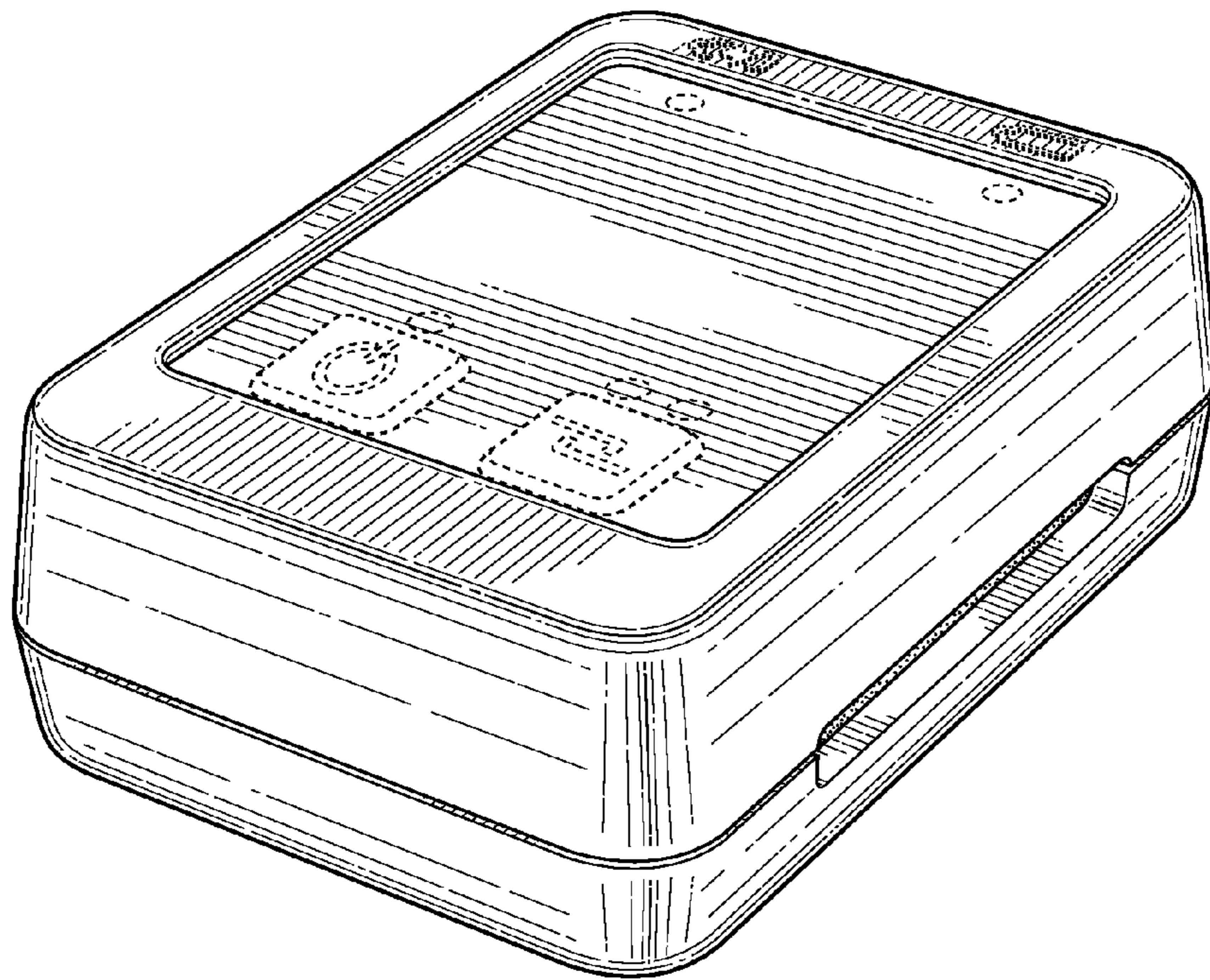
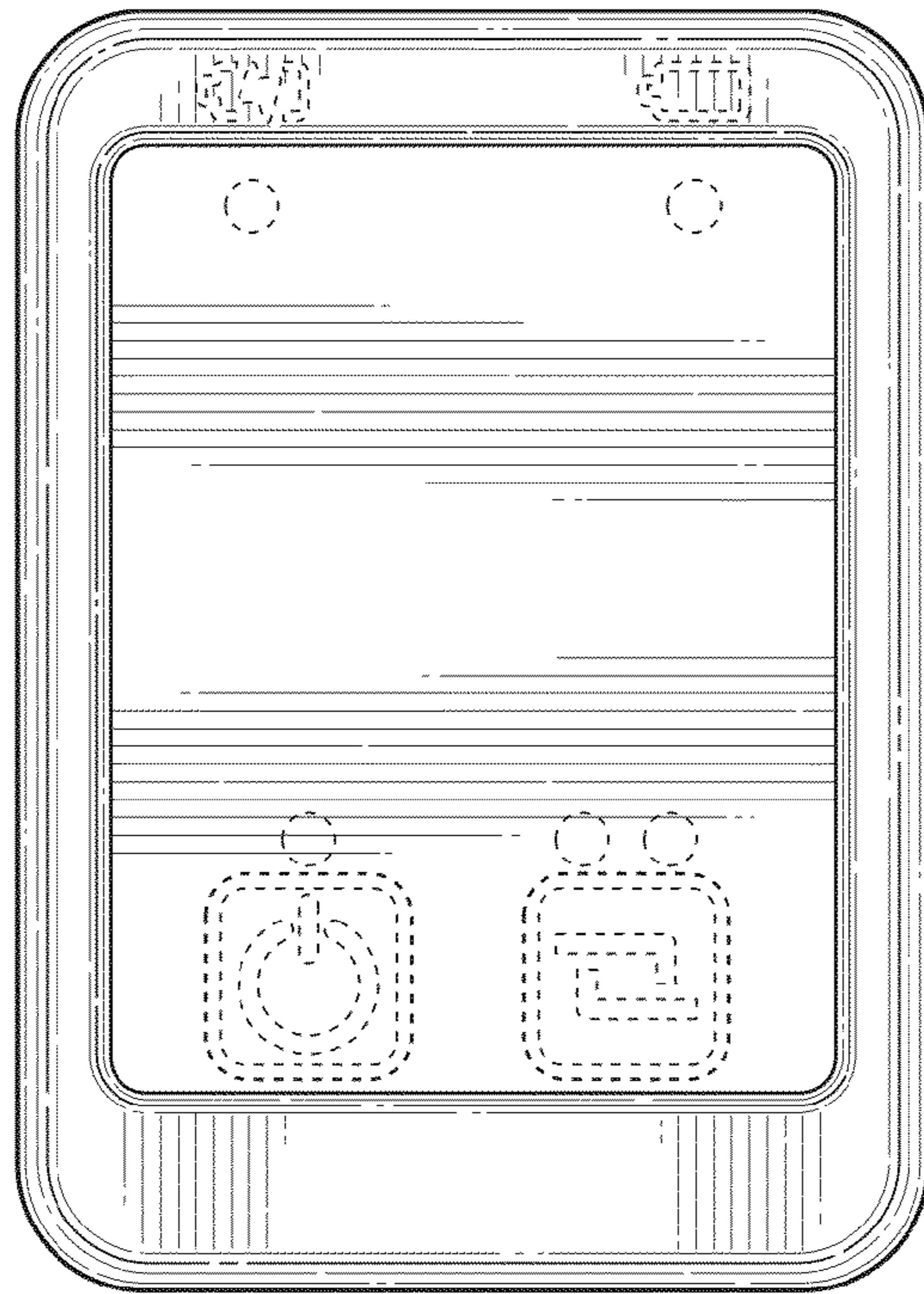
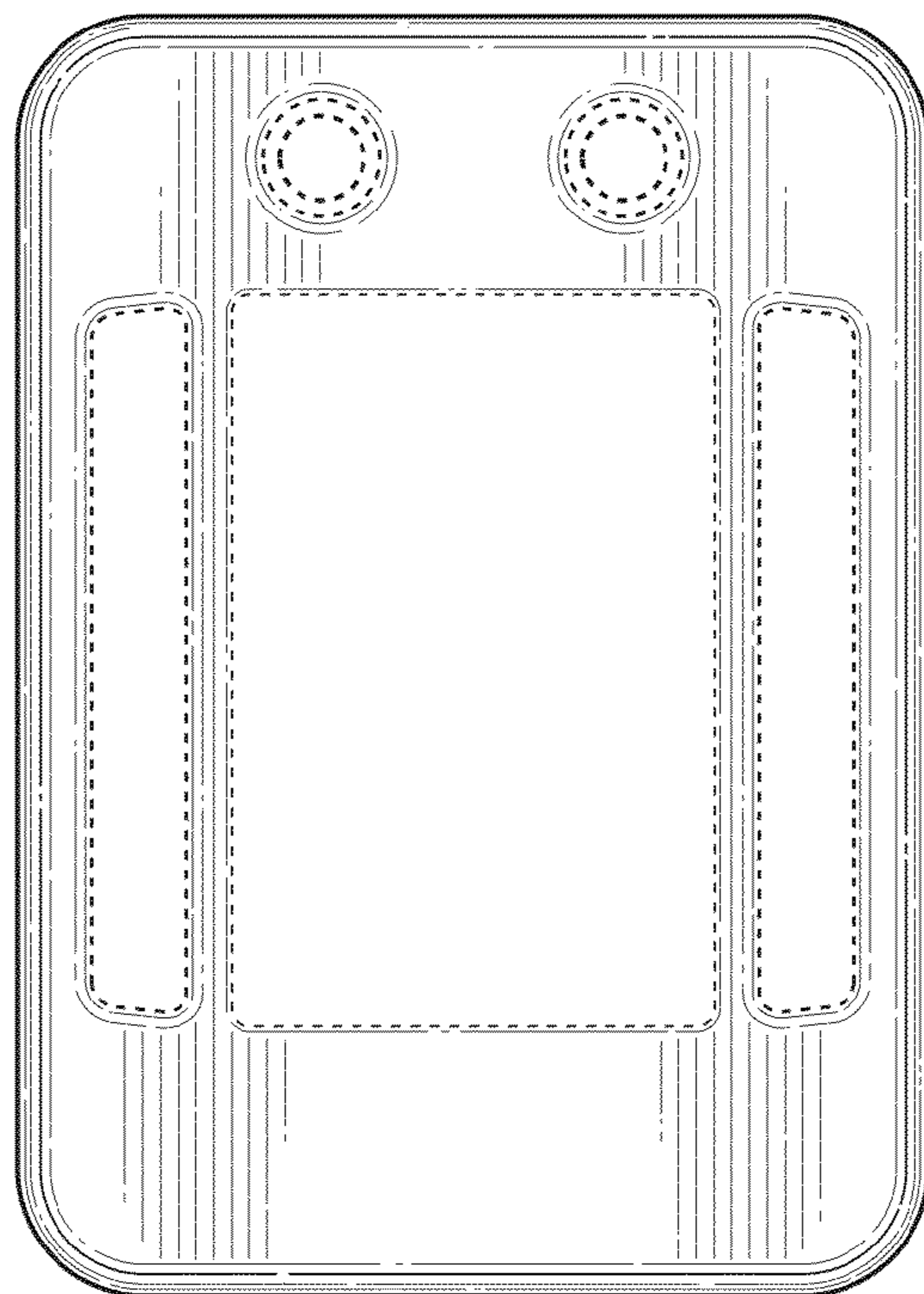



FIG. 1




**FIG. 2**



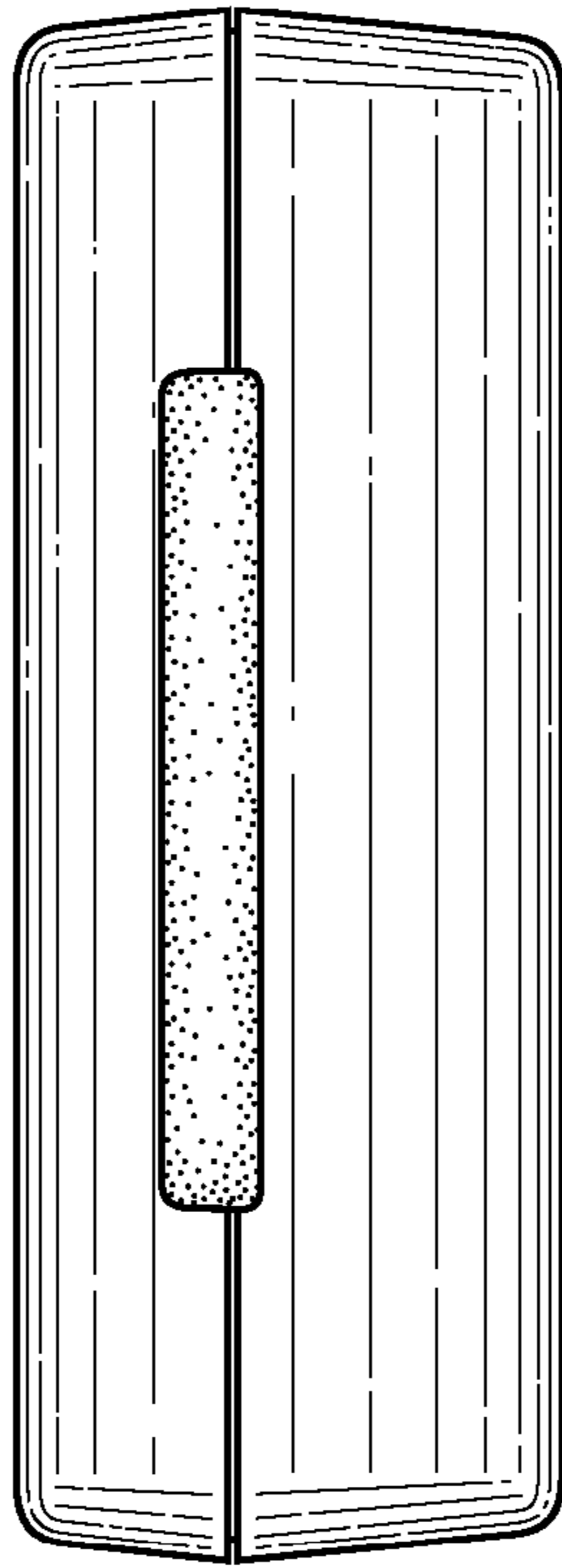
**FIG. 3**



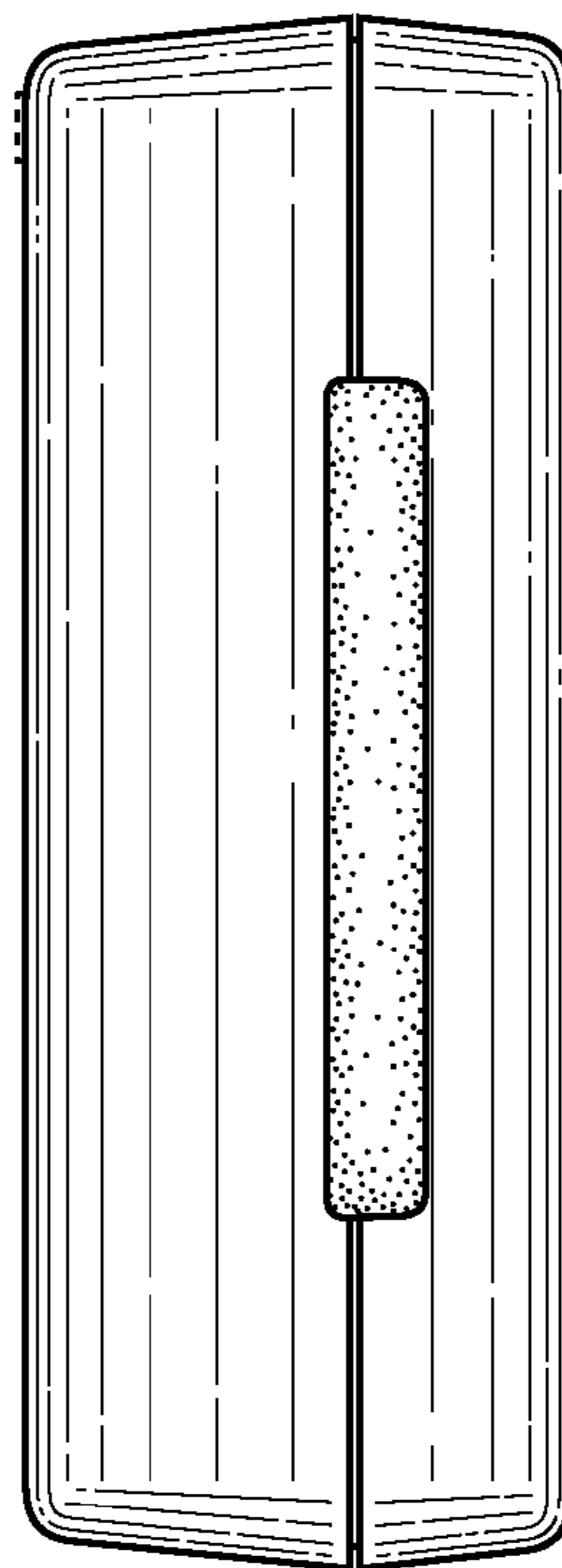
**FIG. 4**



**FIG. 5**



**FIG. 6**



**FIG. 7**