



US00D703703S

(12) **United States Design Patent**
Tussy

(10) **Patent No.:** **US D703,703 S**

(45) **Date of Patent:** **** Apr. 29, 2014**

(54) **COOLER**

(71) Applicant: **Kevin Alan Tussy**, Henderson, NV (US)

(72) Inventor: **Kevin Alan Tussy**, Henderson, NV (US)

(**) Term: **14 Years**

(21) Appl. No.: **29/447,337**

(22) Filed: **Mar. 1, 2013**

(51) **LOC (10) Cl.** **15-07**

(52) **U.S. Cl.**
USPC **D15/83; D7/605**

(58) **Field of Classification Search**
USPC D7/605, 608; D15/83; 220/592.1,
220/592.2, 592.25, 592.03, 592.09, 915.1,
220/915.2; 62/457.1-457.9, 371, 372, 462,
62/463, 464, 458; 52/36; D34/1, 5
See application file for complete search history.

(56) **References Cited**

U.S. PATENT DOCUMENTS

4,724,682 A * 2/1988 Flum et al. 62/462
5,048,305 A * 9/1991 Taub 62/372

D364,073 S * 11/1995 Langley D7/608
5,564,288 A * 10/1996 Lewis 62/372
5,910,162 A * 6/1999 Harbour et al. 62/246
D453,893 S * 2/2002 Mount D7/608
6,920,995 B2 * 7/2005 Bowen et al. 220/592.1
D652,264 S * 1/2012 Fuller D7/608

* cited by examiner

Primary Examiner — Terry Wallace

(74) *Attorney, Agent, or Firm* — Weide & Miller, Ltd.


(57) **CLAIM**

The ornamental design for a cooler, as shown and described.

DESCRIPTION

FIG. 1 is a perspective view of a cooler in accordance with the present invention;
FIG. 2 is a front view thereof;
FIG. 3 is a side view thereof;
FIG. 4 is an alternative side view thereof;
FIG. 5 is an opposite side view thereof;
FIG. 6 is a top view thereof;
FIG. 7 is a bottom view thereof;
FIG. 8 is a rear view thereof; and,
FIG. 9 is a perspective rear view thereof.

1 Claim, 9 Drawing Sheets






FIG. 1




FIG. 2




FIG. 3




FIG. 4



FIG. 5

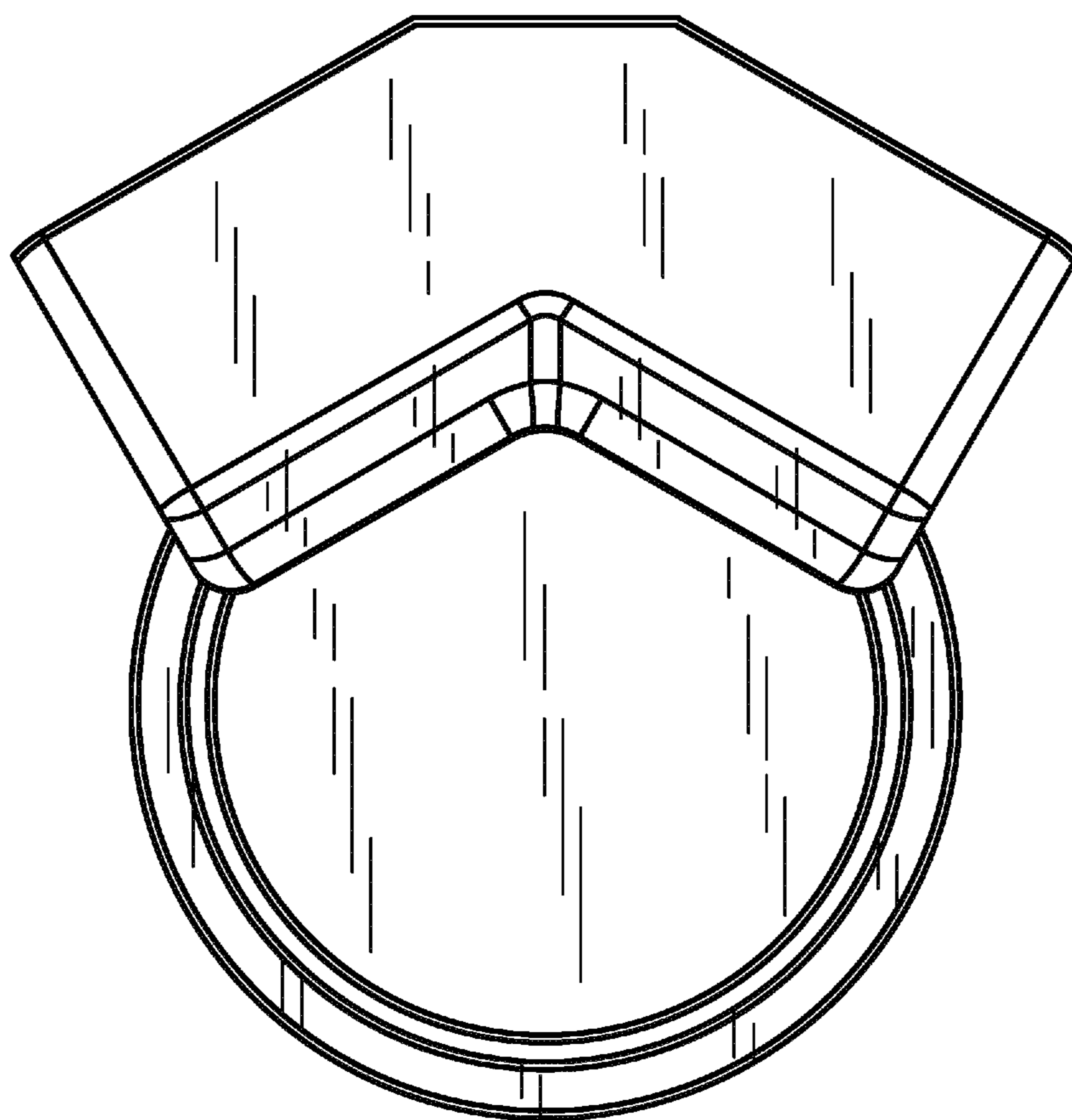


FIG. 6

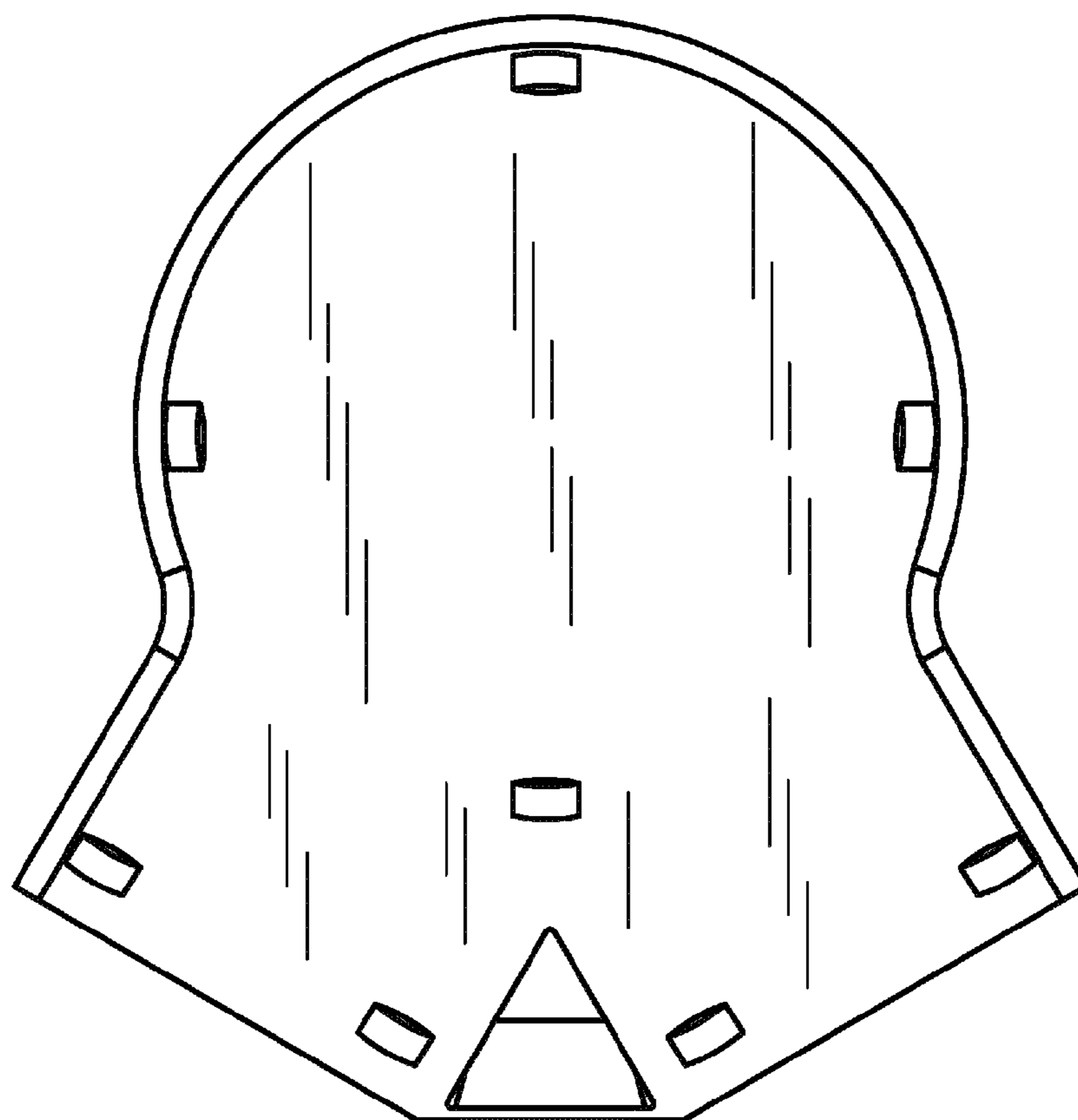


FIG. 7




FIG. 8



FIG. 9