



US00D703697S

(12) **United States Design Patent**
Onoue et al.

(10) **Patent No.:** **US D703,697 S**
(45) **Date of Patent:** **** Apr. 29, 2014**

- (54) **DIGITAL VIDEO DISC PLAYER**
- (71) Applicant: **Panasonic Corporation**, Kadoma (JP)
- (72) Inventors: **Ryuta Onoue**, Nara (JP); **Toshiki Kimura**, Osaka (JP)
- (73) Assignee: **Panasonic Corporation**, Osaka (JP)
- (**) Term: **14 Years**
- (21) Appl. No.: **29/440,801**
- (22) Filed: **Dec. 27, 2012**
- (51) **LOC (10) Cl.** **14-03**
- (52) **U.S. Cl.**
USPC **D14/498**
- (58) **Field of Classification Search**
USPC D13/103, 108; D14/135, 155, 157,
D14/160–162, 167, 168, 188–198, 250, 257,
D14/258, 265, 348, 356, 363, 365, 367, 368,
D14/496, 498–505, 511; D16/219, 221;
360/99.02, 99.07; 369/75.11, 75.21,
369/77.11, 77.21; 720/601, 612, 619, 649,
720/655
See application file for complete search history.

D590,395 S *	4/2009	Heggland	D14/363
D599,736 S *	9/2009	Ferber et al.	D13/108
D611,898 S *	3/2010	Yang	D13/108
D633,098 S *	2/2011	Kim et al.	D14/499
D687,069 S *	7/2013	Takahashi et al.	D14/500

FOREIGN PATENT DOCUMENTS

JP D1363064 S 6/2009

* cited by examiner

Primary Examiner — Thomas Johannes

Assistant Examiner — Janice Lim

(74) *Attorney, Agent, or Firm* — Brinks Gilson & Lione

(57) **CLAIM**

We claim the ornamental design for a digital video disc player, as shown and described.

DESCRIPTION

FIG. 1 is a top perspective view of a digital video disc player of the present invention;
 FIG. 2 is a front view thereof;
 FIG. 3 is a rear view thereof;
 FIG. 4 is a top view thereof;
 FIG. 5 is a bottom view thereof; and,
 FIG. 6 is a first side view thereof, the second side view being a mirror image thereof.
 The broken lines shown represent unclaimed subject matter and form no part of the claimed design.

1 Claim, 5 Drawing Sheets

(56) **References Cited**

U.S. PATENT DOCUMENTS

D306,583 S *	3/1990	Krolopp et al.	D14/137
D433,010 S *	10/2000	Yamamizu et al.	D14/188
D560,605 S *	1/2008	McClintock et al.	D13/102
D574,360 S *	8/2008	Matsuoka	D14/168
D589,876 S *	4/2009	Hong et al.	D13/108

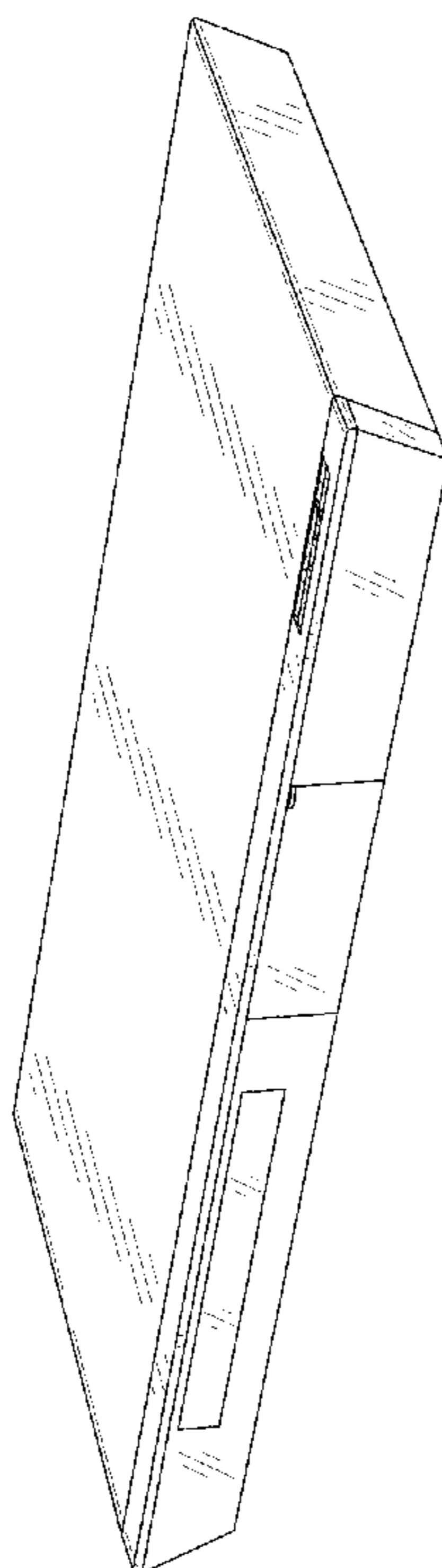


FIG. 1

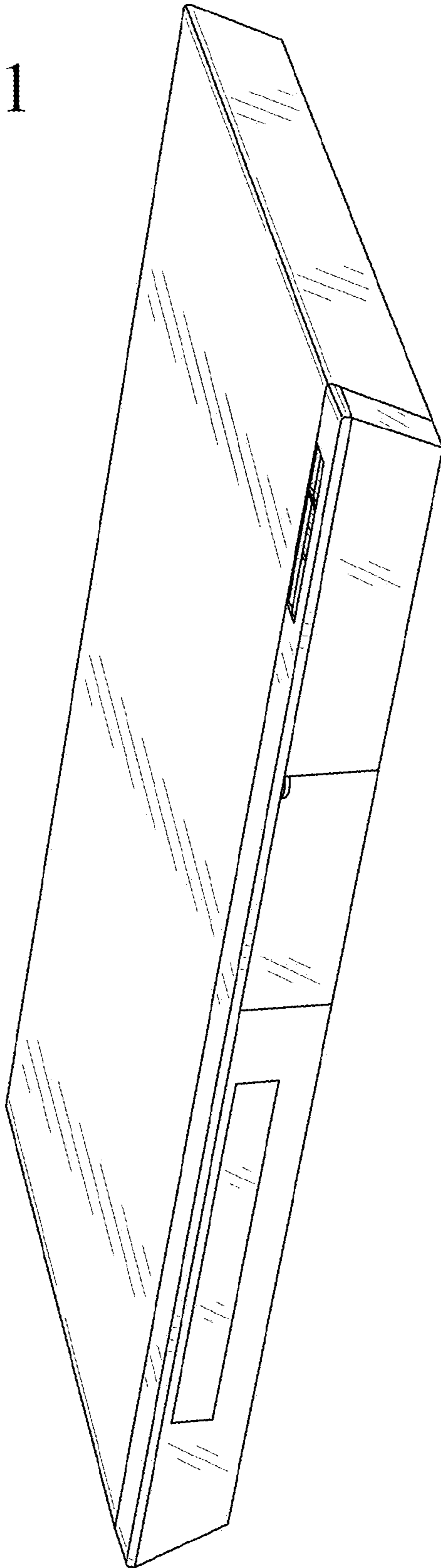


FIG. 2

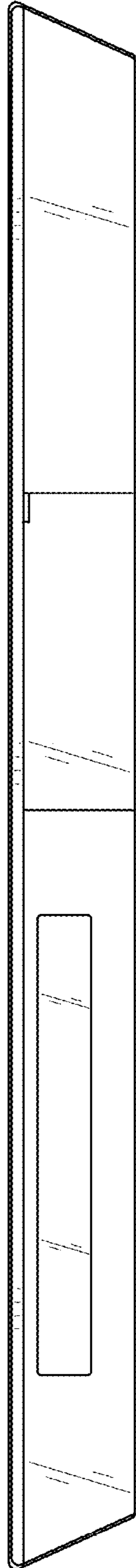


FIG. 3

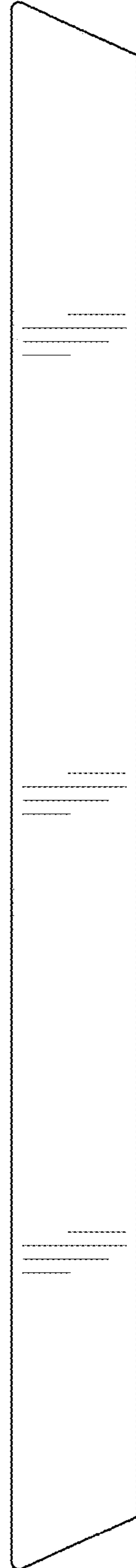


FIG. 4




FIG. 5

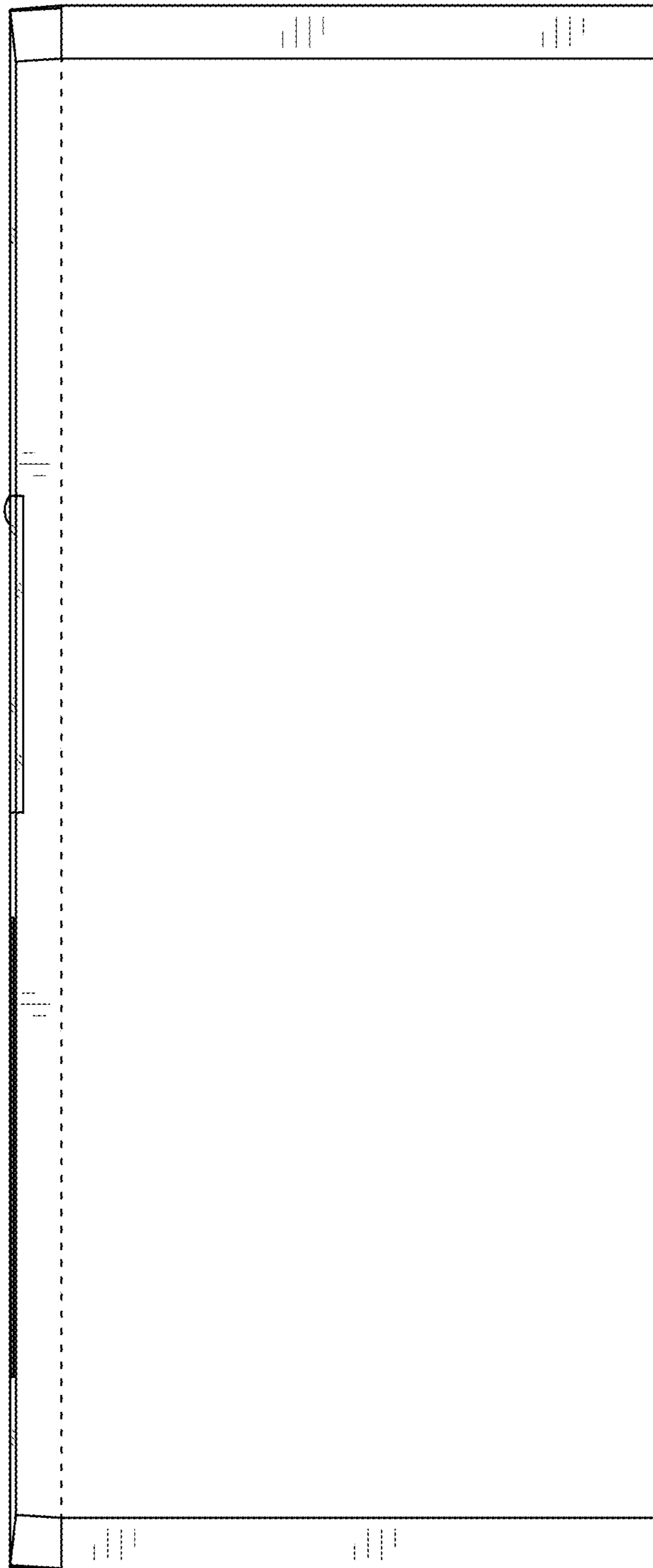


FIG. 6

