



US00D703694S

(12) **United States Design Patent**
Okumura et al.

(10) **Patent No.:** **US D703,694 S**

(45) **Date of Patent:** **** Apr. 29, 2014**

(54) **PORTION OF DISPLAY PANEL OR SCREEN WITH AN ICON**

(74) *Attorney, Agent, or Firm* — Rader, Fishman & Grauer PLLC

(75) Inventors: **Mitsuo Okumura**, Tokyo (JP);
Tomohiro Ishii, Tokyo (JP); **Makoto Niijima**, Tokyo (JP); **Taku Sugawara**, Tokyo (JP)

(57) **CLAIM**

The ornamental design for a portion of a display panel or screen with an icon, as shown and described.

(73) Assignee: **Sony Corporation**, Tokyo (JP)

DESCRIPTION

(**) Term: **14 Years**

The file of this patent contains at least one drawing/photograph executed in color. Copies of this patent with color drawing(s)/photograph(s) will be provided by the Office upon request and payment of the necessary fee.

(21) Appl. No.: **29/371,939**

FIG. 1 is a front view of a first embodiment of a portion of a display panel or screen with an icon showing our new design. FIG. 2 is a front view of a second embodiment of a portion of a display panel or screen with an icon showing our new design.

(22) Filed: **Feb. 3, 2012**

(51) **LOC (10) Cl.** **14-04**

(52) **U.S. Cl.**
USPC **D14/491**

(58) **Field of Classification Search**
USPC D14/485–495; 715/700, 703, 706, 715, 715/716, 727, 728, 772, 776, 777, 779, 810, 715/825, 834, 835, 836, 837, 838, 839, 840, 715/845, 846, 847, 849, 856, 857, 858, 859, 715/860, 861, 862, 864, 963, 976, 977
See application file for complete search history.

FIG. 3 is a front view of a third embodiment of a portion of a display panel or screen with an icon showing our new design. FIG. 4 is a front view of a fourth embodiment of a portion of a display panel or screen with an icon showing our new design.

(56) **References Cited**

U.S. PATENT DOCUMENTS

D385,545 S *	10/1997	Levin	D14/489
D521,018 S *	5/2006	Hone et al.	D14/488
D545,840 S *	7/2007	Haldimann et al.	D14/491
D546,836 S *	7/2007	Armstrong et al.	D14/495
D572,721 S *	7/2008	Guimaraes et al.	D14/493
D593,107 S *	5/2009	Shimoda et al.	D14/485
D594,470 S *	6/2009	Hofmann et al.	D14/495
D606,551 S *	12/2009	Willis	D14/491
D633,525 S *	3/2011	Trabona et al.	D14/495
7,944,445 B1 *	5/2011	Schorr et al.	345/440
D662,511 S *	6/2012	Want et al.	D14/491
2005/0216867 A1 *	9/2005	Marvit et al.	715/863

FIG. 5 is a front view of a fifth embodiment of a portion of a display panel or screen with an icon showing our new design. FIG. 6 is a front view of a sixth embodiment of a portion of a display panel or screen with an icon showing our new design. FIG. 7 is a front view of a seventh embodiment of a portion of a display panel or screen with an icon showing our new design.

* cited by examiner

FIG. 8 is a front view of an eighth embodiment of a portion of a display panel or screen with an icon showing our new design.

Primary Examiner — Angela J Lee

FIG. 9 is a front view of a ninth embodiment of a portion of a display panel or screen with an icon showing our new design. FIG. 10 is a front view of a tenth embodiment of a portion of a display panel or screen with an icon showing our new design.

FIG. 11 is a front view of an eleventh embodiment of a portion of a display panel or screen with an icon showing our new design.

FIG. 12 is a front view of a twelfth embodiment of a portion of a display panel or screen with an icon showing our new design.




FIG. 13 is a front view of a thirteenth embodiment of a portion of a display panel or screen with an icon showing our new design.

FIG. 14 is a front view of a fourteenth embodiment of a portion of a display panel or screen with an icon showing our new design.

FIG. 15 is a front view of a fifteenth embodiment of a portion of a display panel or screen with an icon showing our new design.

FIG. 16 is a front view of a sixteenth embodiment of a portion of a display panel or screen with an icon showing our new design.

FIG. 17 is a front view of a seventeenth embodiment of a portion of a display panel or screen with an icon showing our new design.

FIG. 18 is a front view of an eighteenth embodiment of a portion of a display panel or screen with an icon showing our new design.

FIG. 19 is a front view of a nineteenth embodiment of a portion of a display panel or screen with an icon showing our new design.

FIG. 20 is a front view of a twentieth embodiment of a portion of a display panel or screen with an icon showing our new design.

FIG. 21 is a front view of a twenty-first embodiment of a portion of a display panel or screen with an icon showing our new design.

FIG. 22 is a front view of a twenty-second embodiment of a portion of a display panel or screen with an icon showing our new design.

FIG. 23 is a front view of a twenty-third embodiment of a portion of a display panel or screen with an icon showing our new design.

FIG. 24 is a front view of a twenty-fourth embodiment of a portion of a display panel or screen with an icon showing our new design.

FIG. 25 is a front view of a twenty-fifth embodiment of a portion of a display panel or screen with an icon showing our new design.

FIG. 26 is a front view of a twenty-sixth embodiment of a portion of a display panel or screen with an icon showing our new design.

FIG. 27 is a front view of a twenty-seventh embodiment of a portion of a display panel or screen with an icon showing our new design.

FIG. 28 is a front view of a twenty-eighth embodiment of a portion of a display panel or screen with an icon showing our new design.

FIG. 29 is a front view of a twenty-ninth embodiment of a portion of a display panel or screen with an icon showing our new design.

FIG. 30 is a front view of a thirtieth embodiment of a portion of a display panel or screen with an icon showing our new design; and,

FIG. 31 is a front view of a thirty-first embodiment of a portion of a display panel or screen with an icon showing our new design.

The dot-dash broken lines in each figure show a portion of a display panel or screen. The dot-dash broken line in each figure defines the boundary of, but not included in, the claimed design. The evenly spaced broken lines illustrate the unclaimed environment of the claimed design and form no part thereof.

**1 Claim, 31 Drawing Sheets
(15 of 31 Drawing Sheet(s) Filed in Color)**

FIG. 1




FIG.2




FIG.3

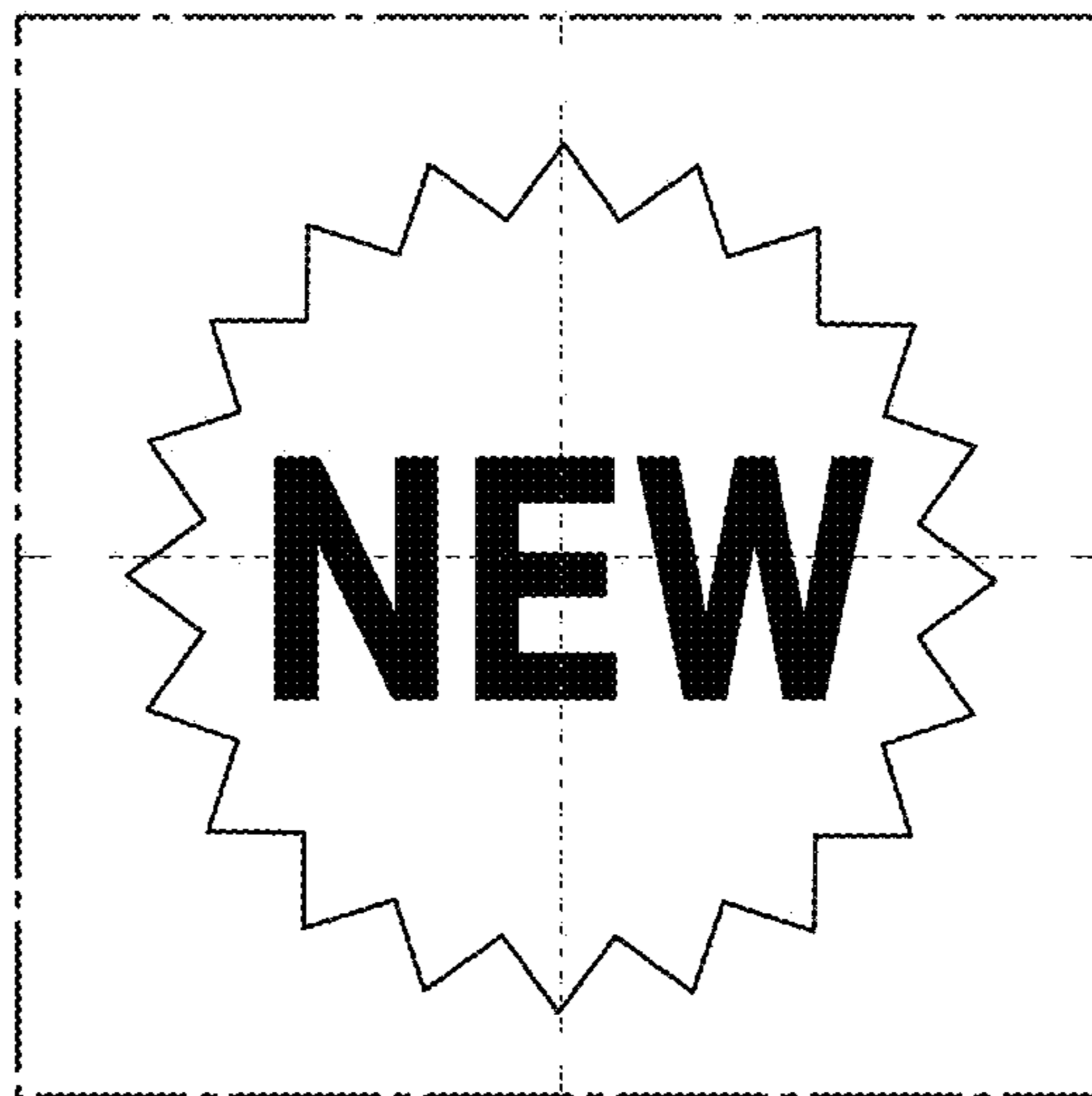


FIG.4




FIG.5




FIG.6




FIG.7



FIG.8

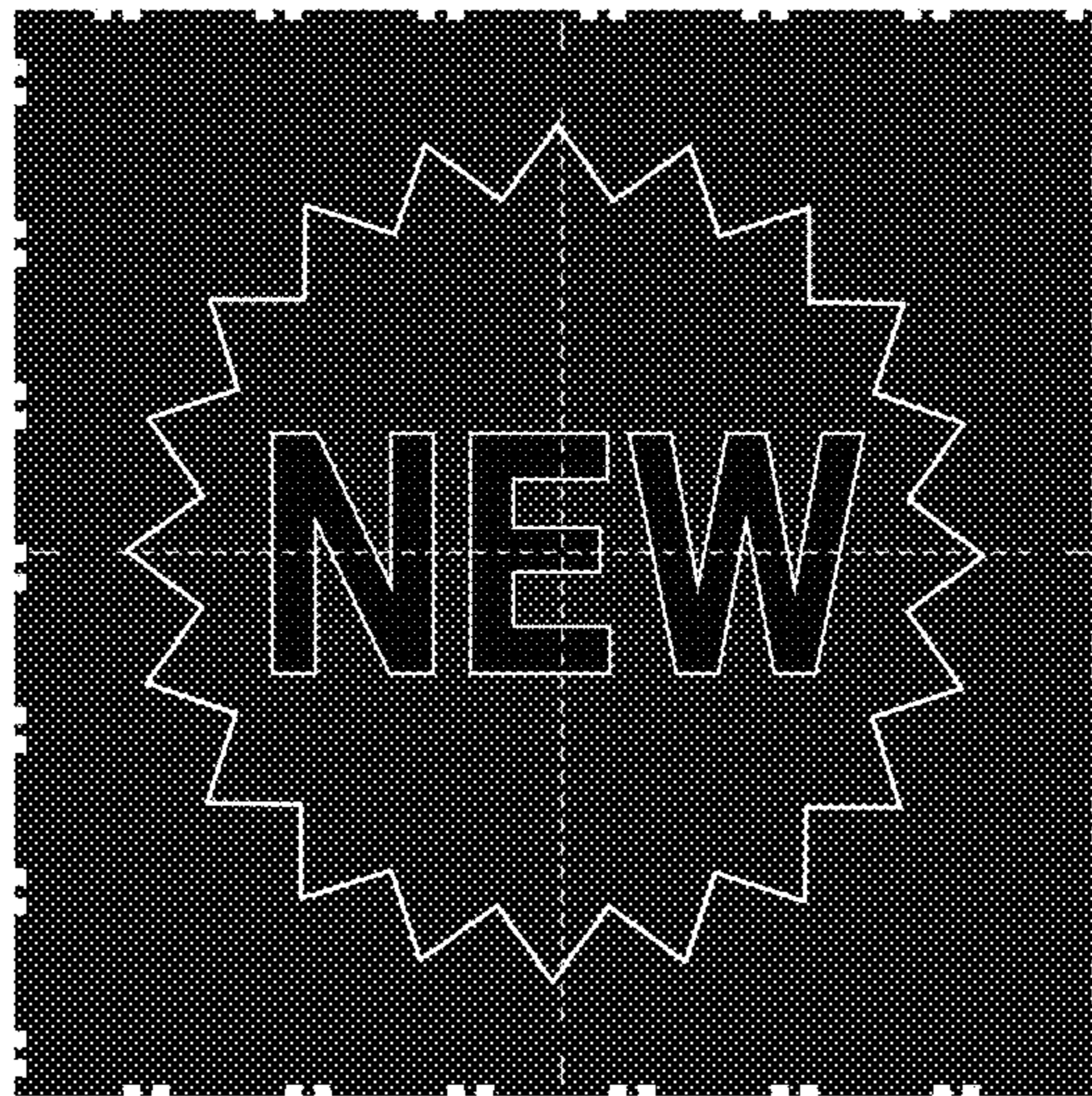


FIG.9

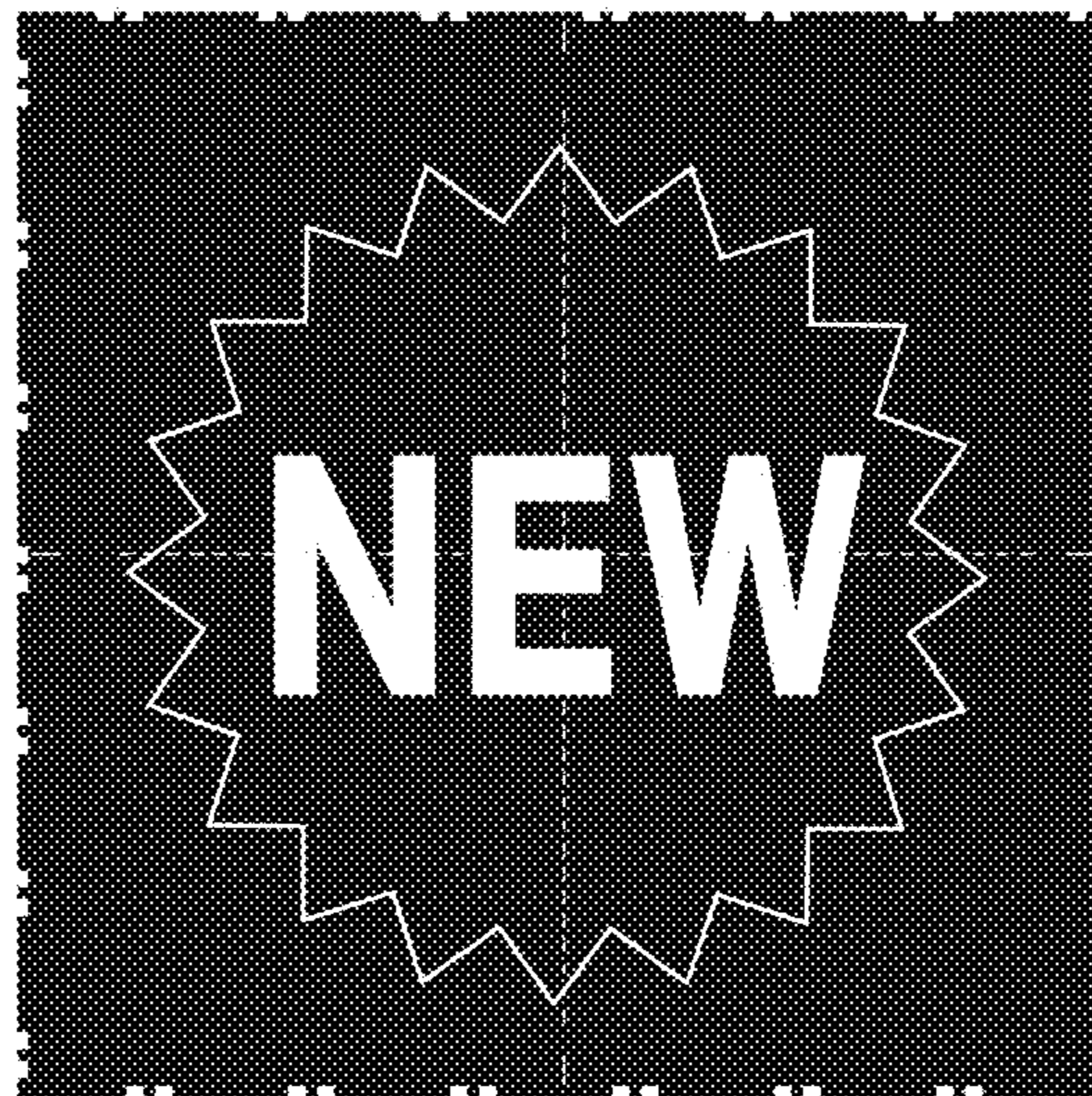


FIG. 10



FIG. 11

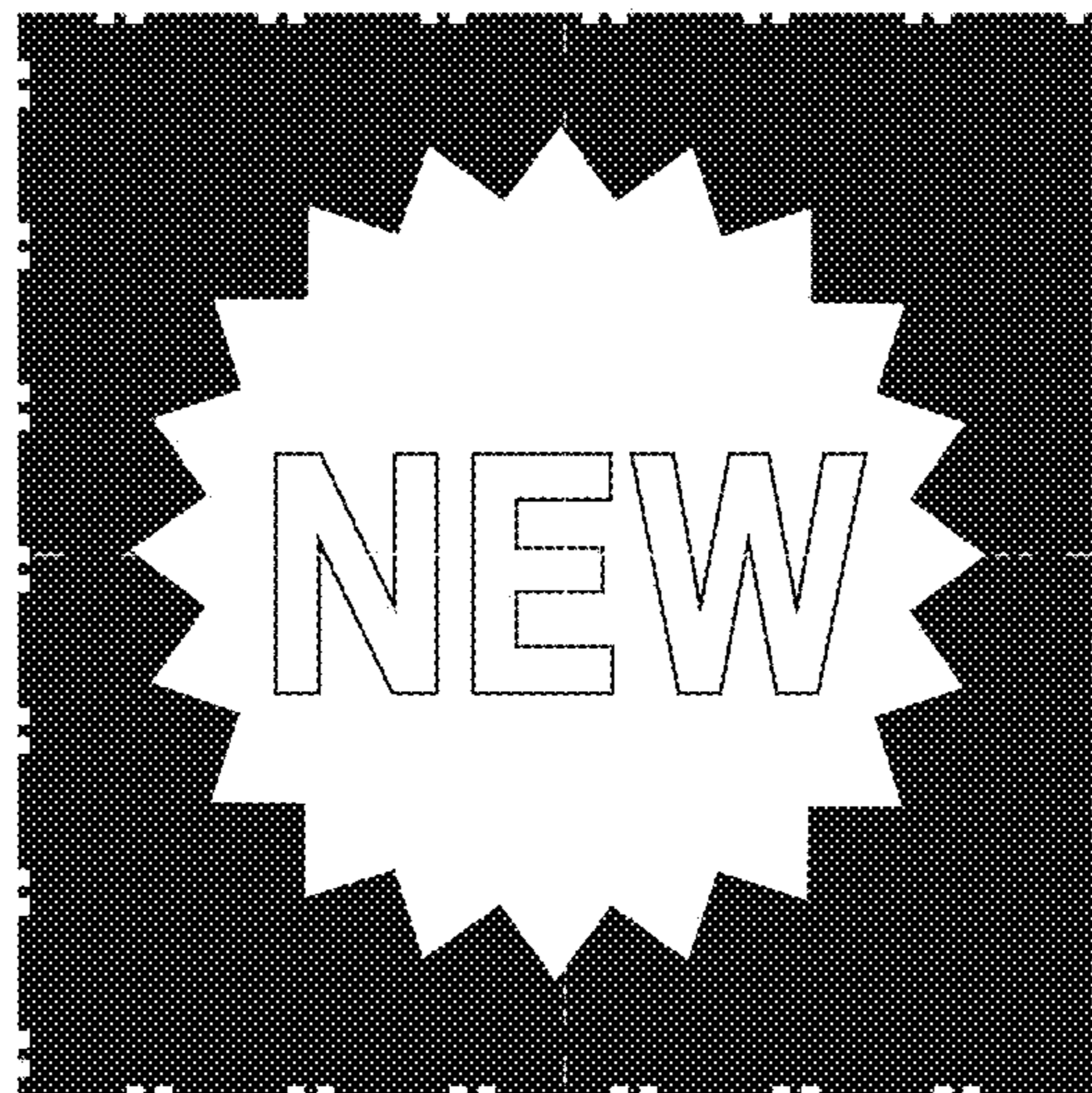


FIG.12



FIG. 13




FIG. 14




FIG. 15




FIG. 16




FIG. 17




FIG. 18




FIG. 19



FIG.20

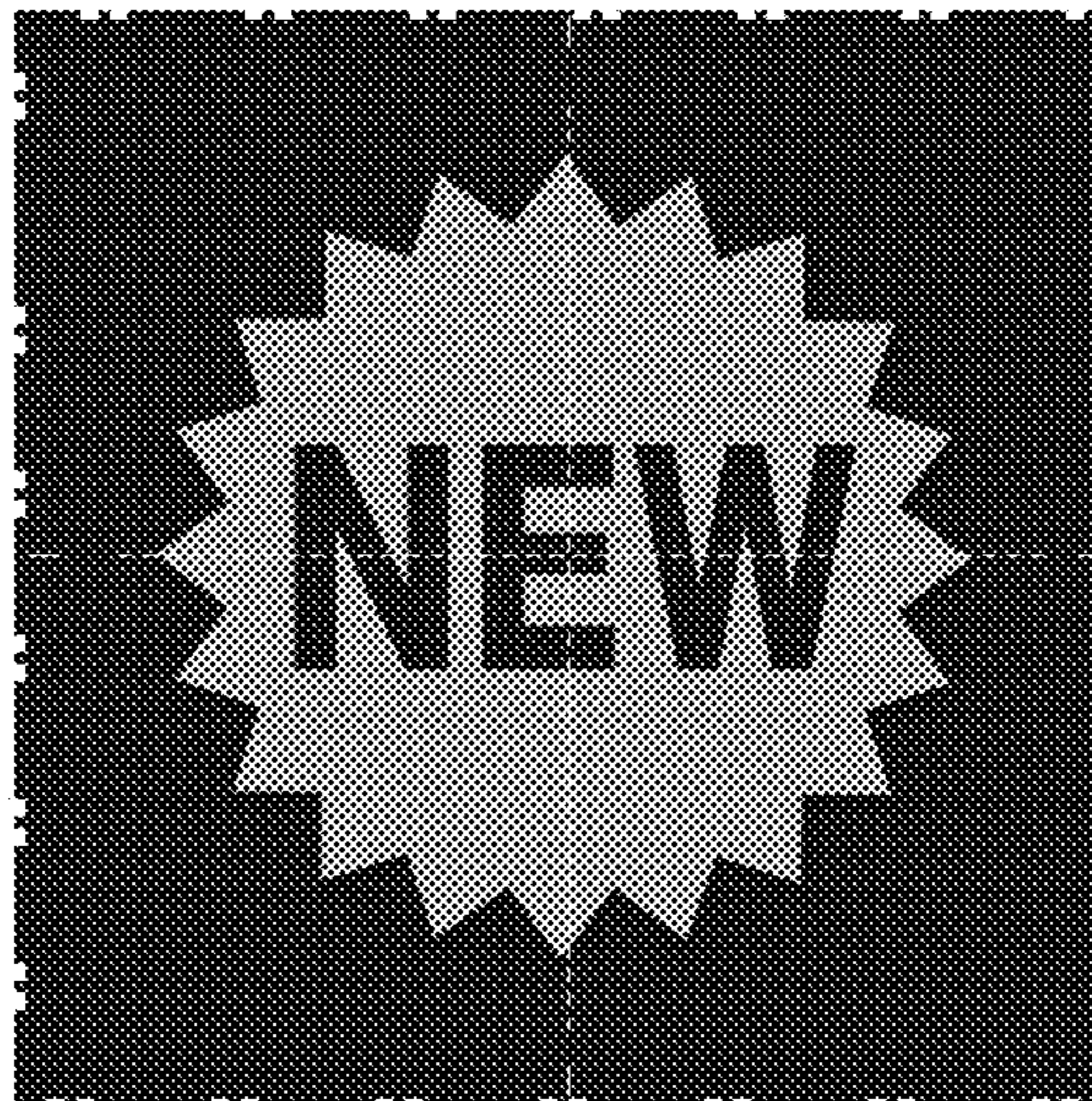


FIG.21

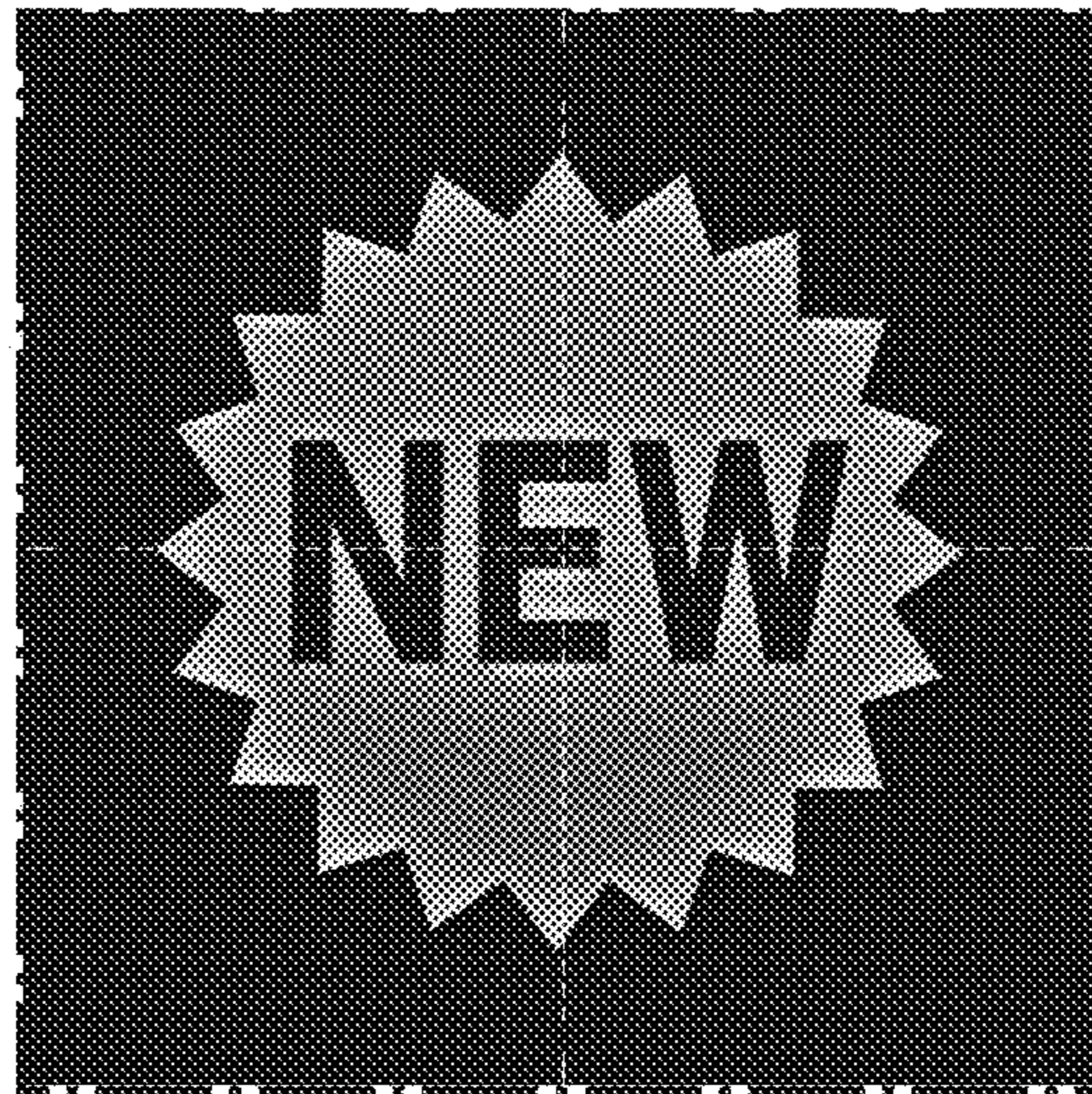


FIG.22

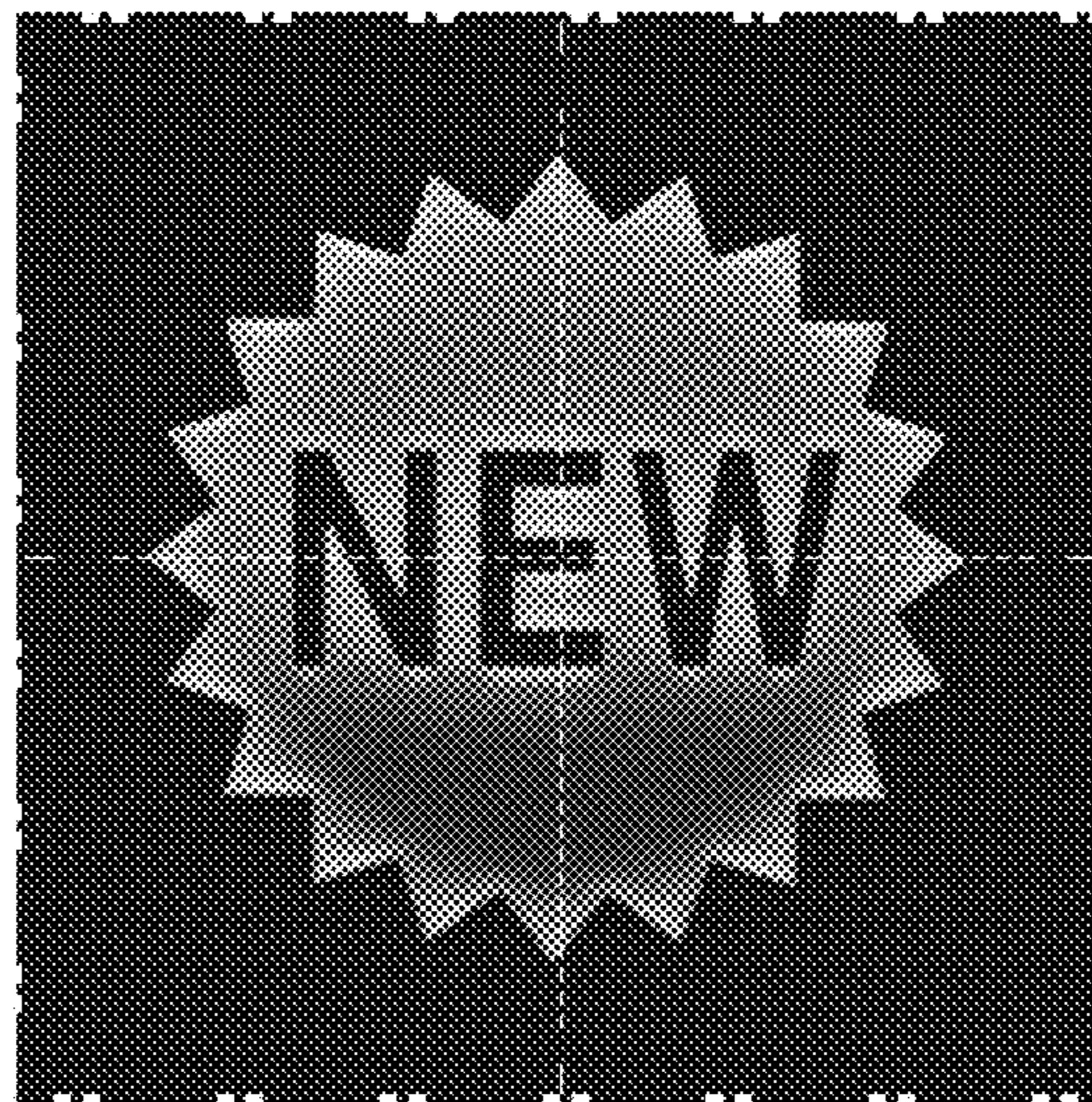


FIG.23

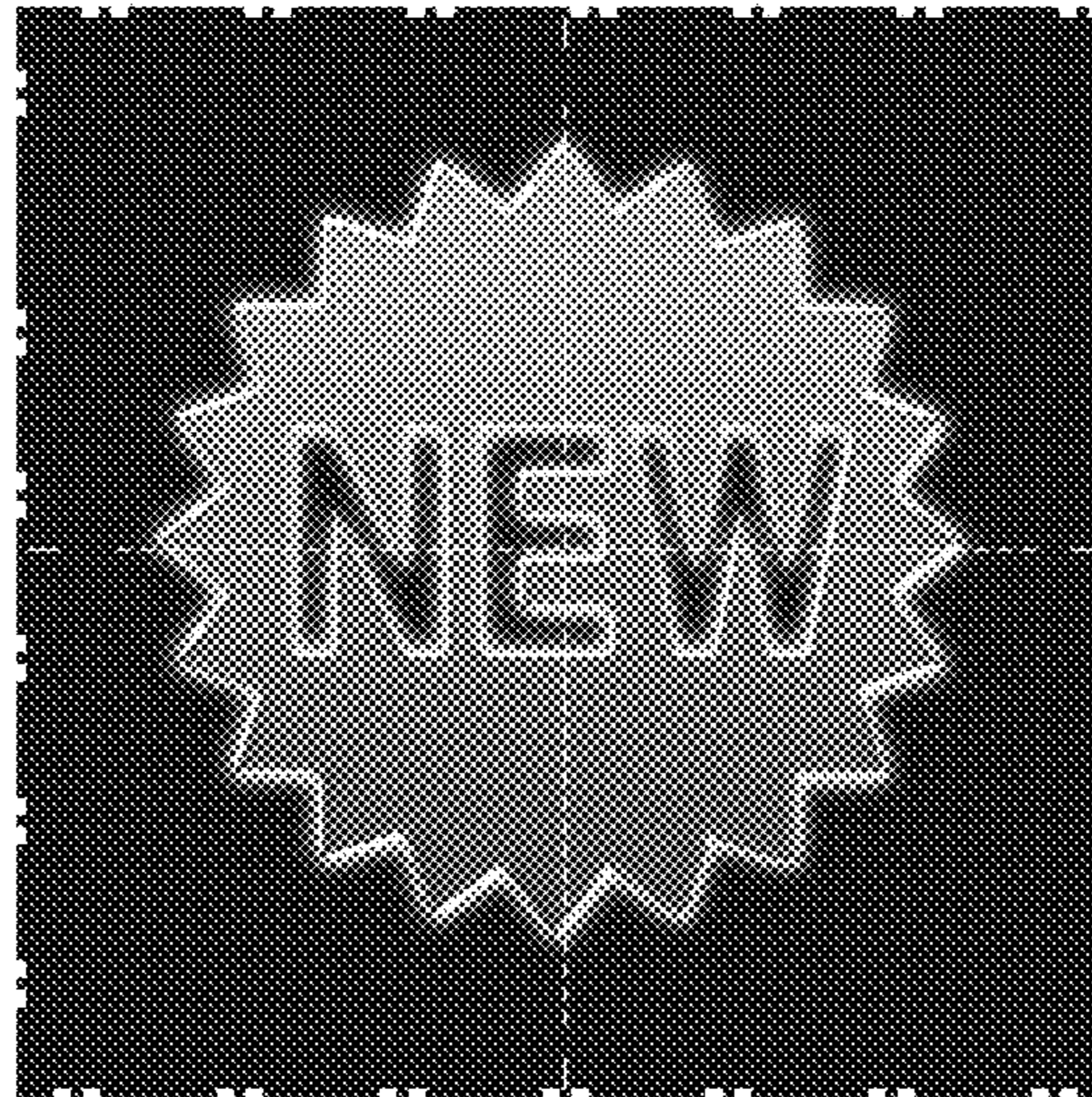


FIG.24

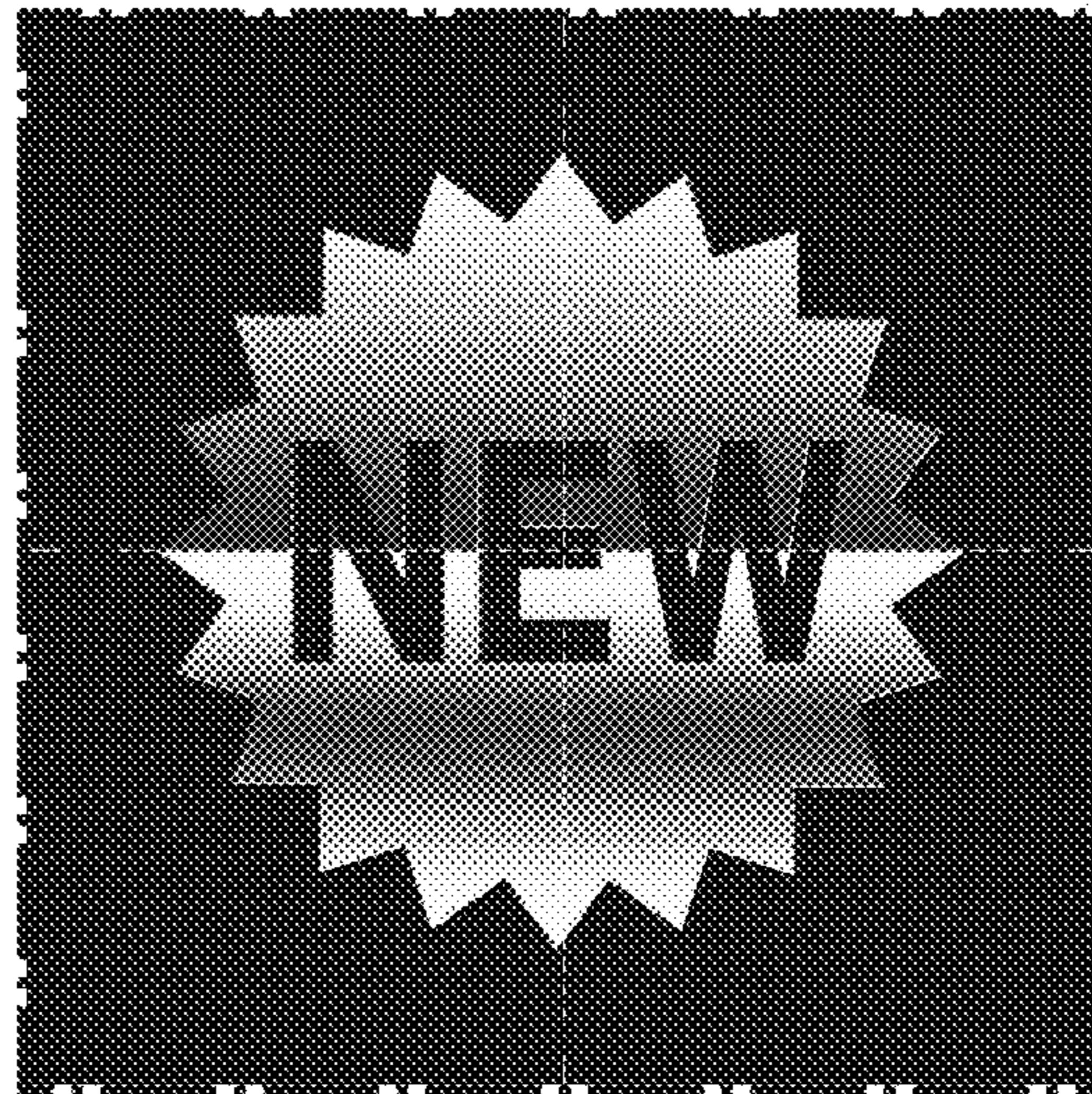


FIG.25




FIG.26




FIG.27




FIG.28

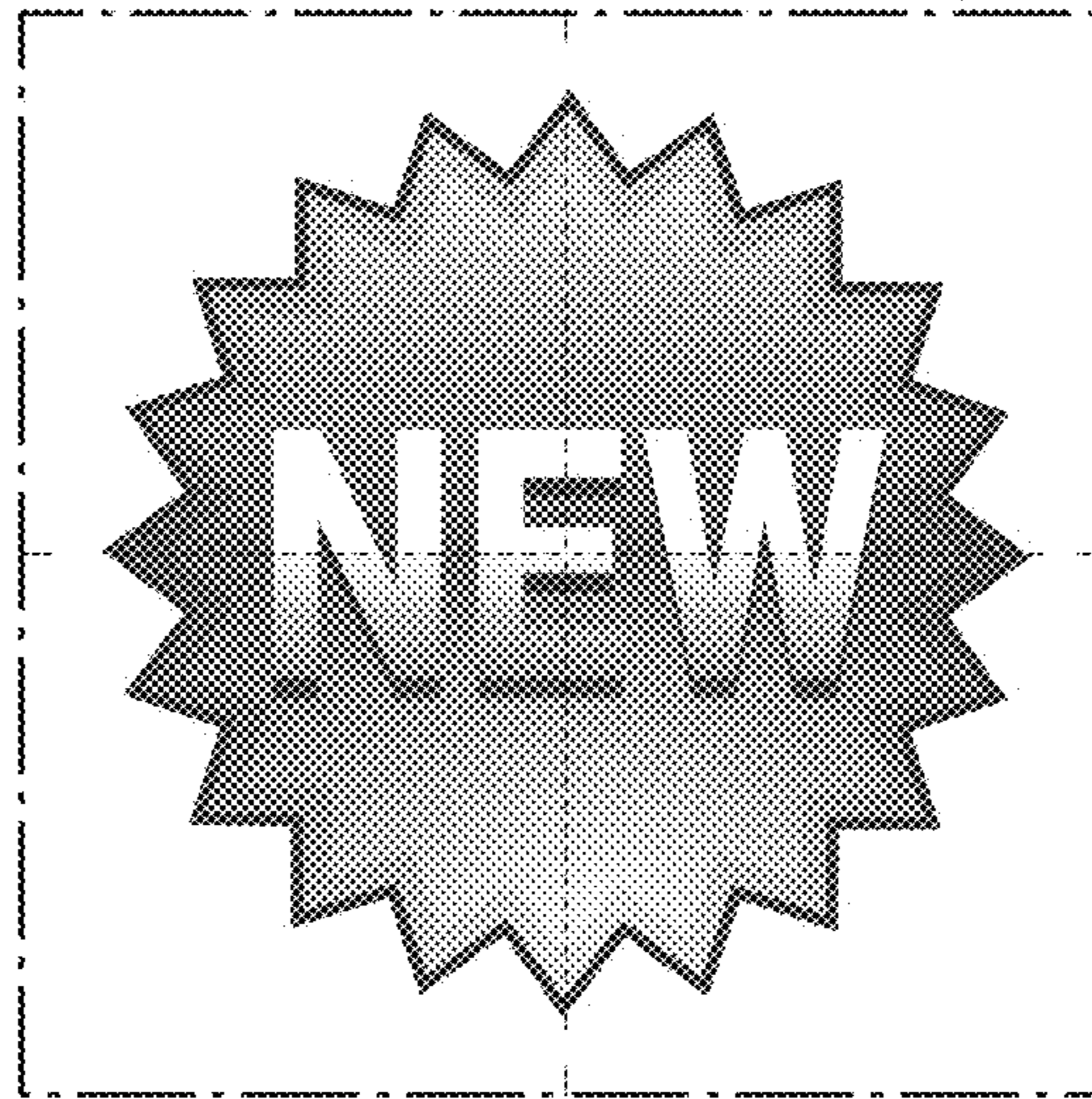


FIG.29



FIG.30

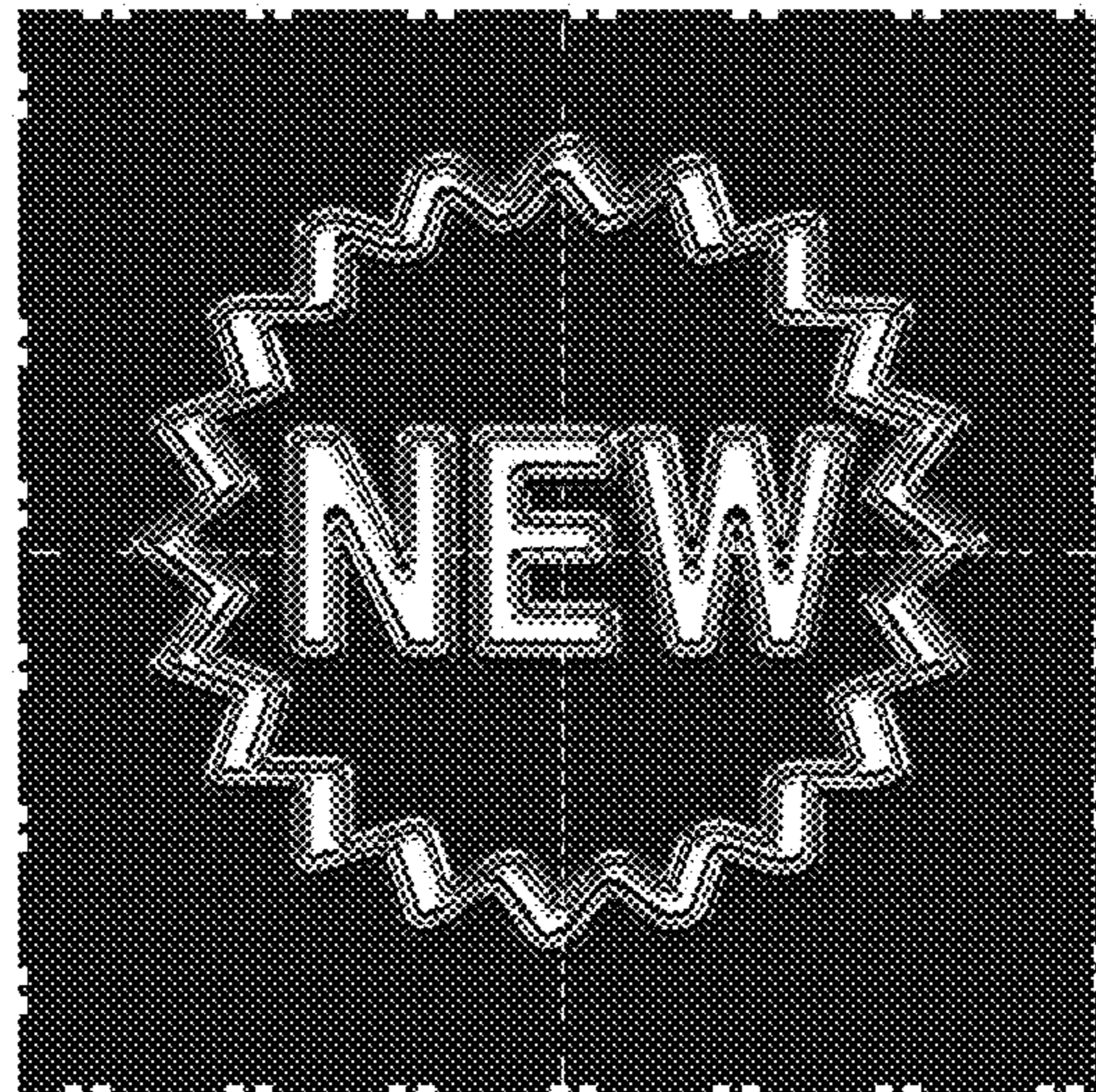


FIG.31

