



US00D703692S

(12) **United States Design Patent**
Phelan

(10) **Patent No.:** **US D703,692 S**

(45) **Date of Patent:** **** Apr. 29, 2014**

(54) **DISPLAY SCREEN WITH TRANSITIONAL
ICON**

(75) Inventor: **Kieran Phelan**, Seattle, WA (US)

(73) Assignee: **Microsoft Corporation**, Redmond, WA
(US)

(**) Term: **14 Years**

(21) Appl. No.: **29/410,337**

(22) Filed: **Jan. 6, 2012**

(51) **LOC (10) Cl.** **14-04**

(52) **U.S. Cl.**
USPC **D14/488**; D14/489

(58) **Field of Classification Search**
USPC D14/485-95; D18/24-33; D19/6, 52;
D20/11; D21/324-33; 715/700-867,
715/973-77

See application file for complete search history.

(56) **References Cited**

U.S. PATENT DOCUMENTS

D295,765	S	*	5/1988	Wells-Papanek et al.	...	D14/489
D341,848	S	*	11/1993	Bigelow et al.	D18/27
5,726,883	A	*	3/1998	Levine et al.	700/83
D529,510	S	*	10/2006	Cummins et al.	D14/489
D548,243	S	*	8/2007	Griffith	D14/492
D561,777	S	*	2/2008	Ivanov	D14/489
D563,980	S	*	3/2008	Viegers et al.	D14/489
D572,719	S	*	7/2008	Beamish et al.	D14/488
D593,108	S	*	5/2009	Danton	D14/485
D606,093	S	*	12/2009	Danton	D14/489
D619,615	S	*	7/2010	Hoffmann et al.	D14/492
D626,141	S	*	10/2010	Schilling	D14/488
8,209,634	B2	*	6/2012	Klassen et al.	715/859

D662,946	S	*	7/2012	Steele et al.	D14/492
8,219,151	B2	*	7/2012	Park et al.	455/566
D665,408	S	*	8/2012	Rai et al.	D14/487
D667,454	S	*	9/2012	Eby et al.	D14/492
D677,277	S	*	3/2013	Eby et al.	D14/492
D678,322	S	*	3/2013	Steele et al.	D14/492
D681,668	S	*	5/2013	Phelan	D14/489
D682,876	S	*	5/2013	MacNeil	D14/488
D683,757	S	*	6/2013	Phelan	D14/489
D684,185	S	*	6/2013	van Dongen et al.	D14/489
D687,857	S	*	8/2013	Prekaski et al.	D14/489
D693,364	S	*	11/2013	Gardner et al.	D14/489

* cited by examiner

Primary Examiner — Melanie H Tung

(74) *Attorney, Agent, or Firm* — Banner & Witcoff, Ltd.

(57) **CLAIM**

The ornamental design for a display screen with transitional icon, as shown and described.

DESCRIPTION

FIG. 1 is the first image in a sequence for a display screen with transitional icon showing the new design;



FIG. 2 is the second image thereof;

FIG. 3 is the first image in a sequence for a display screen with transitional icon showing an alternative embodiment of the new design; and,

FIG. 4 is the second image thereof.

The broken line showing of the display screen is for environmental purposes only and forms no part of the claimed design. The appearance of the image transitions sequentially between the images shown in the first embodiment, FIGS. 1-2, and the second embodiment, FIGS. 3-4, respectively. The process or period in which an image transitions to another forms no part of the claimed design.

1 Claim, 4 Drawing Sheets



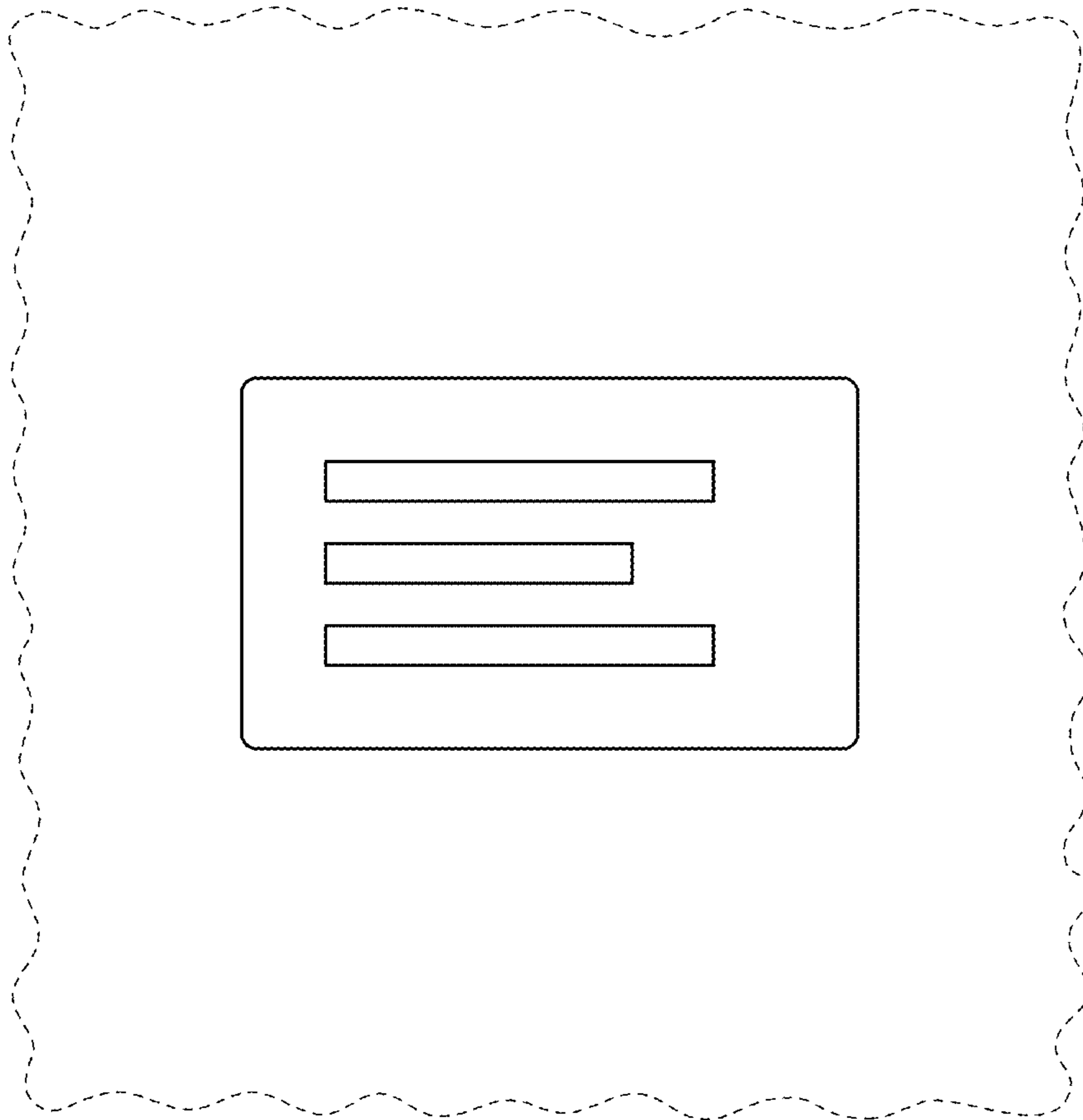


FIG. 1




FIG. 2




FIG. 3




FIG. 4