



US00D703664S

(12) **United States Design Patent**
Spiro et al.

(10) **Patent No.:** **US D703,664 S**
(45) **Date of Patent:** **** Apr. 29, 2014**

(54) **ELECTRONIC BADGE**

(71) Applicant: **Symbol Technologies, Inc.**,
Schaumburg, IL (US)
(72) Inventors: **Alexander R. Spiro**, Astoria, NY (US);
Eric Zhu, Rego Park, NY (US)
(73) Assignee: **Symbol Technologies, Inc.**, Holtsville,
NY (US)

(**) Term: **14 Years**

(21) Appl. No.: **29/434,662**

(22) Filed: **Oct. 16, 2012**

(51) **LOC (10) Cl.** **14-02**

(52) **U.S. Cl.**
USPC **D14/341**

(58) **Field of Classification Search**
USPC D14/341-347, 137, 138 R, 138 AA,
D14/138 C, 138 G, 496, 203.1, 203.3, 203.4,
D14/203.7, 129, 130, 147, 218, 248, 389,
D14/388, 426, 420; D10/65, 104.1;
D18/6-7; D21/324, 329, 330;
455/556.1, 556.2, 566, 575.1, 90.3;
379/433.04, 433.01, 433.06, 916;
345/173, 901, 905; 361/679.26, 679.3,
361/679.55, 679.56

See application file for complete search history.

(56) **References Cited**

U.S. PATENT DOCUMENTS

D363,511 S *	10/1995	Hui	D21/329
D470,140 S *	2/2003	Lin	D14/375
D493,787 S *	8/2004	Avery	D14/345
D537,883 S *	3/2007	Gunter et al.	D20/10
D594,004 S *	6/2009	Takemasa	D14/341
D598,919 S *	8/2009	Takemasa et al.	D14/432

* cited by examiner

Primary Examiner — Barbara Fox

(74) *Attorney, Agent, or Firm* — Barbara R. Doutre


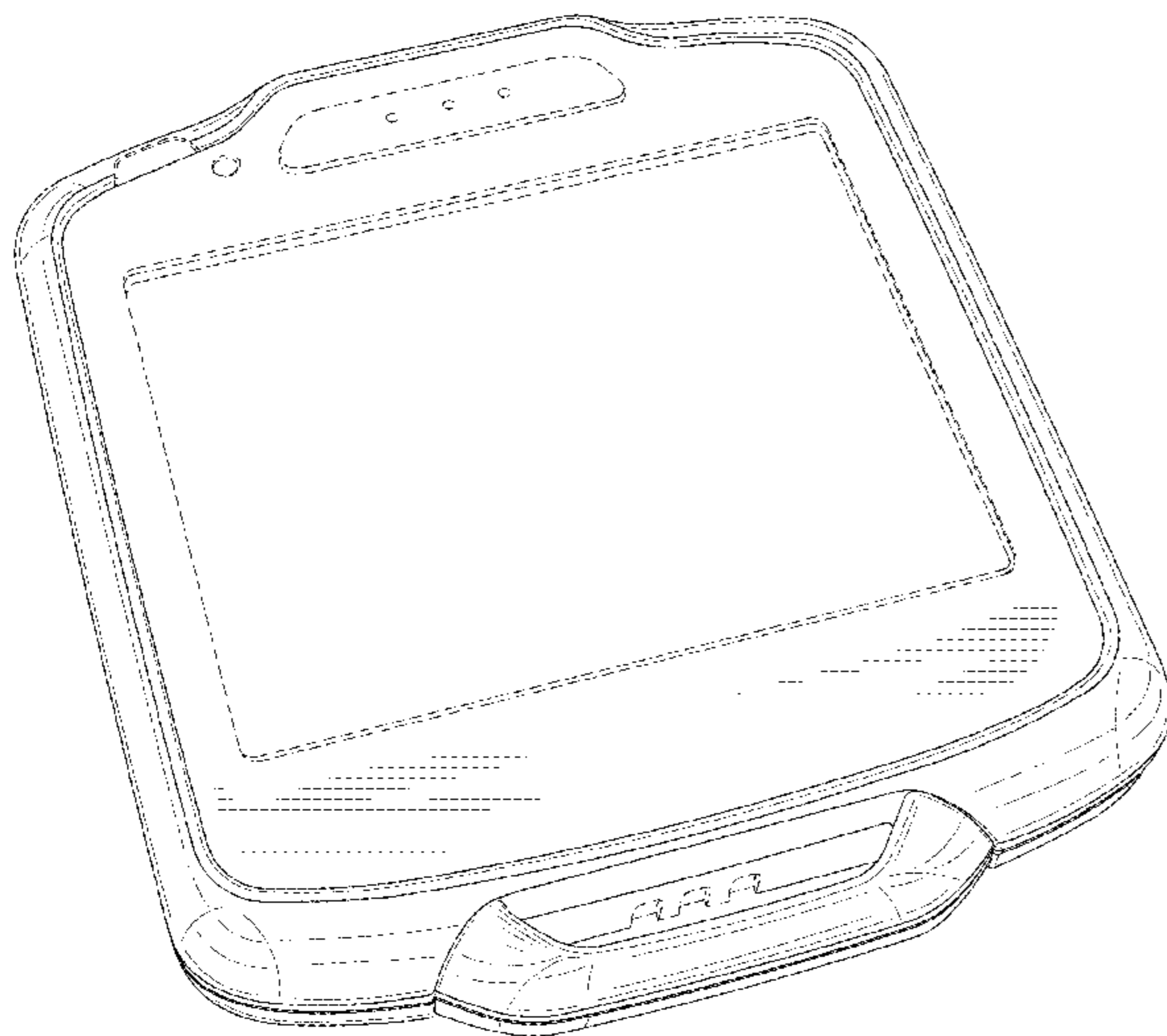
(57) **CLAIM**

The ornamental design for an electronic badge, as shown and described.

DESCRIPTION

FIG. 1 is a front perspective view of an electronic badge showing the new design;
FIG. 2 is a rear perspective view thereof;
FIG. 3 is a front view thereof;
FIG. 4 is a rear view thereof;
FIG. 5 is a first side view thereof;
FIG. 6 is a second side view thereof
FIG. 7 is a top view thereof; and,
FIG. 8 is a bottom view thereof.
The broken lines shown in the drawings represent portions of the electronic badge that form no part of the claimed design.

1 Claim, 6 Drawing Sheets



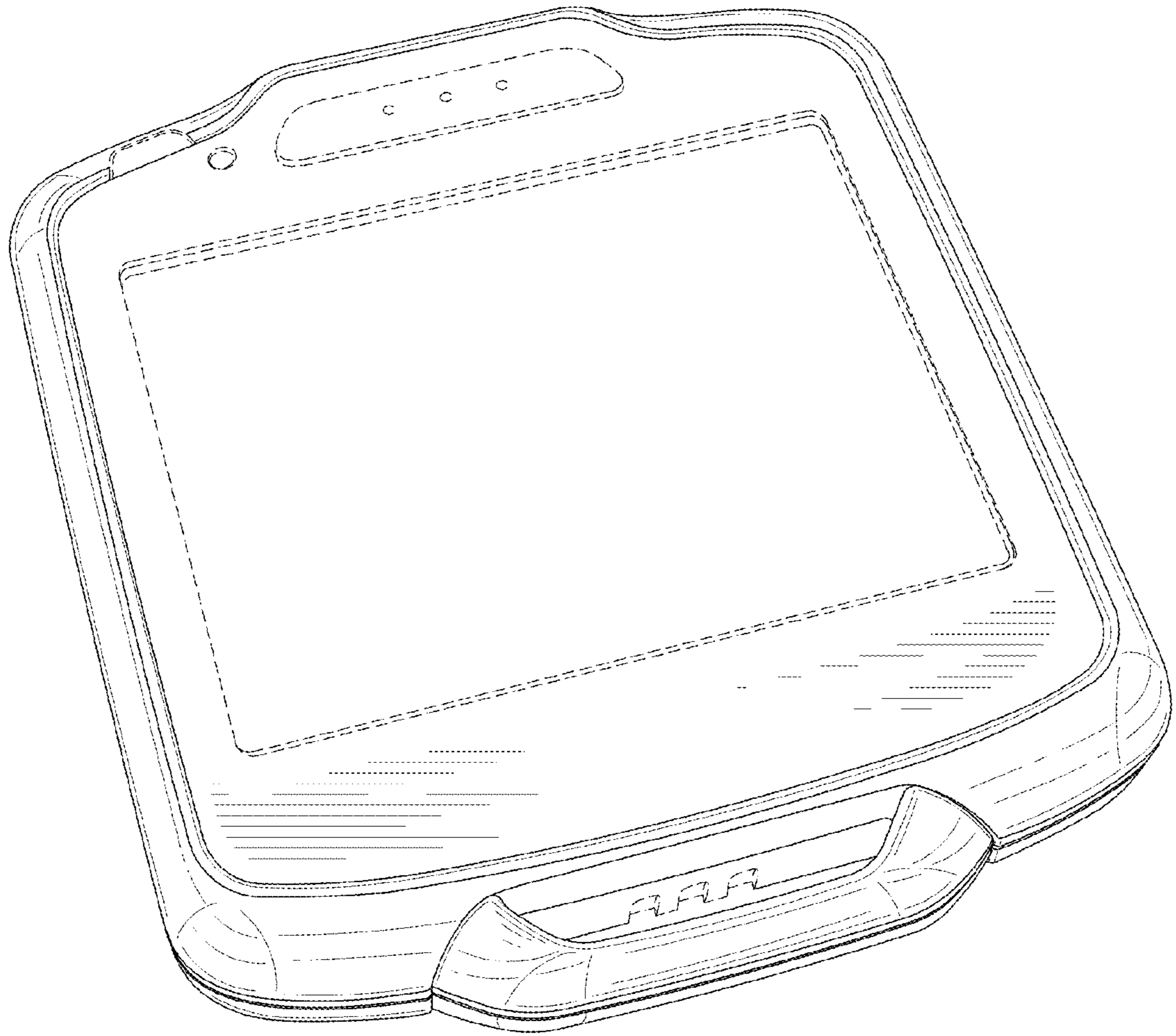


FIG. 1

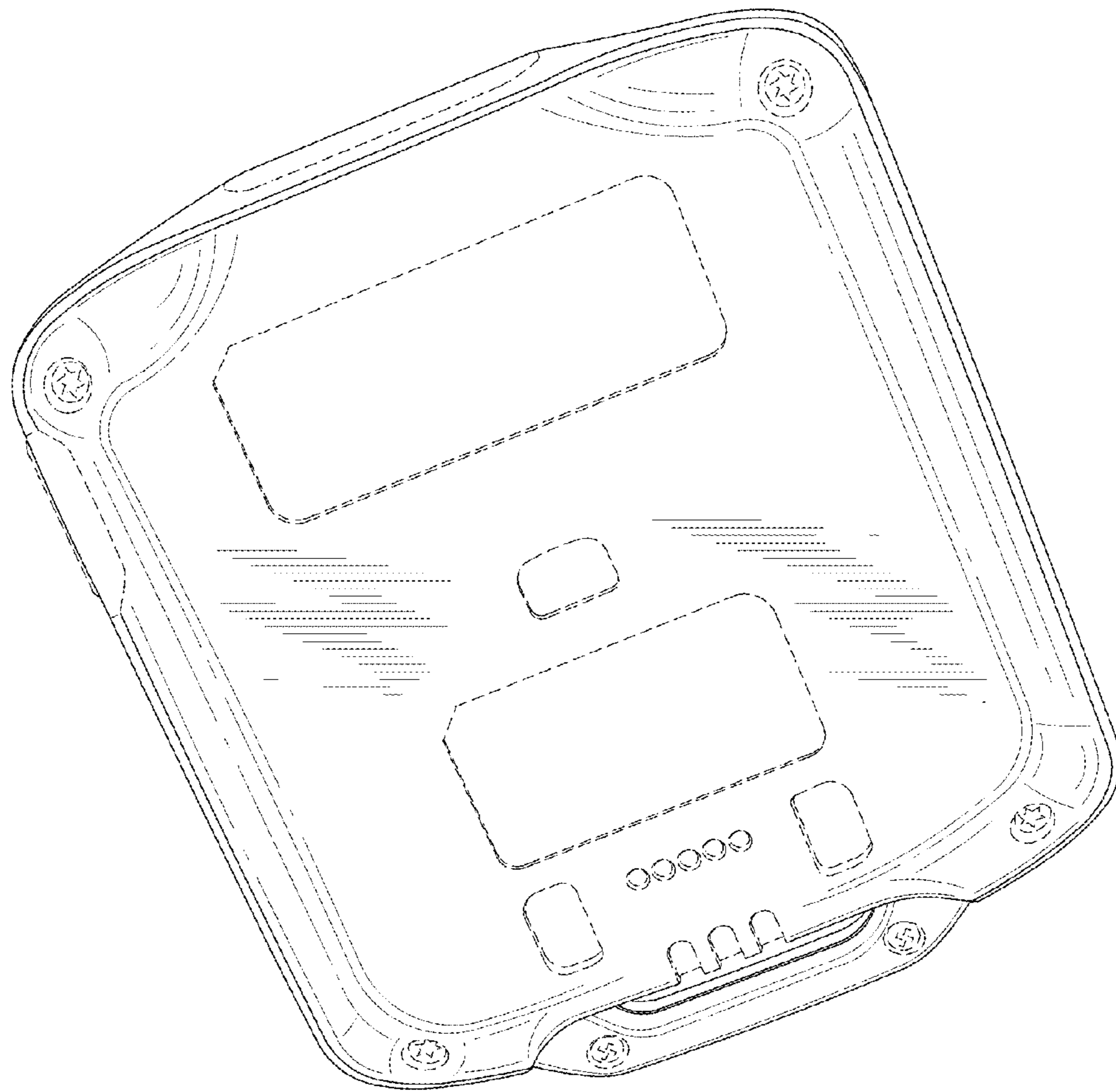


FIG. 2




FIG. 3

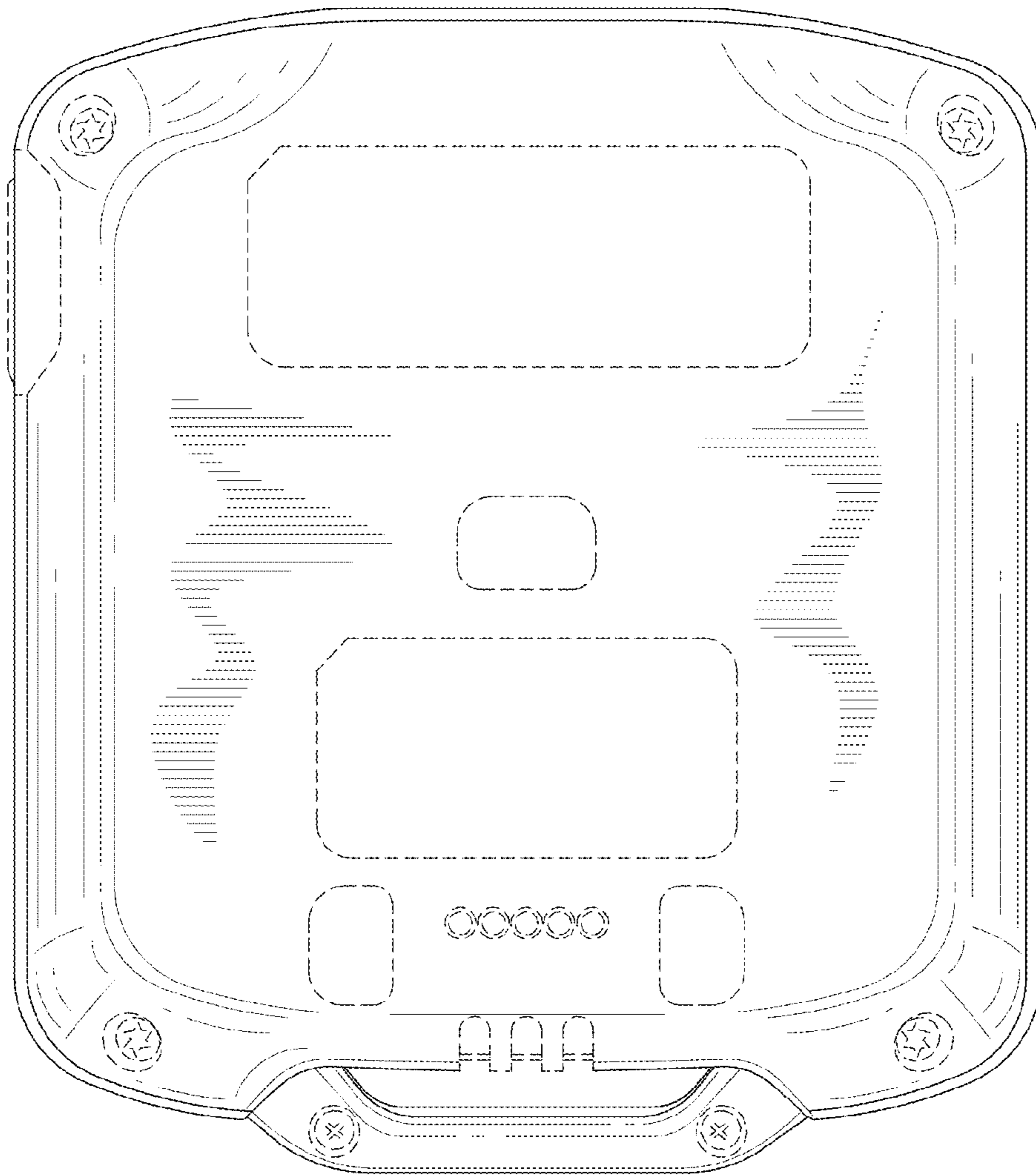


FIG. 4




FIG. 5

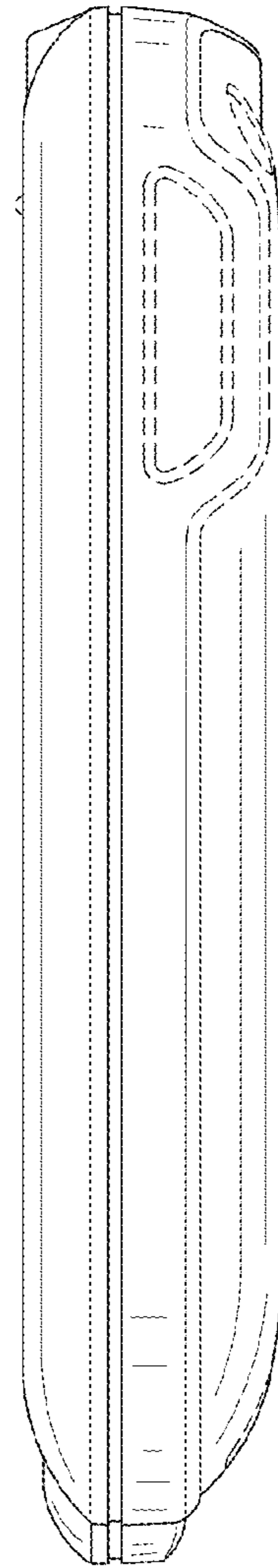


FIG. 6

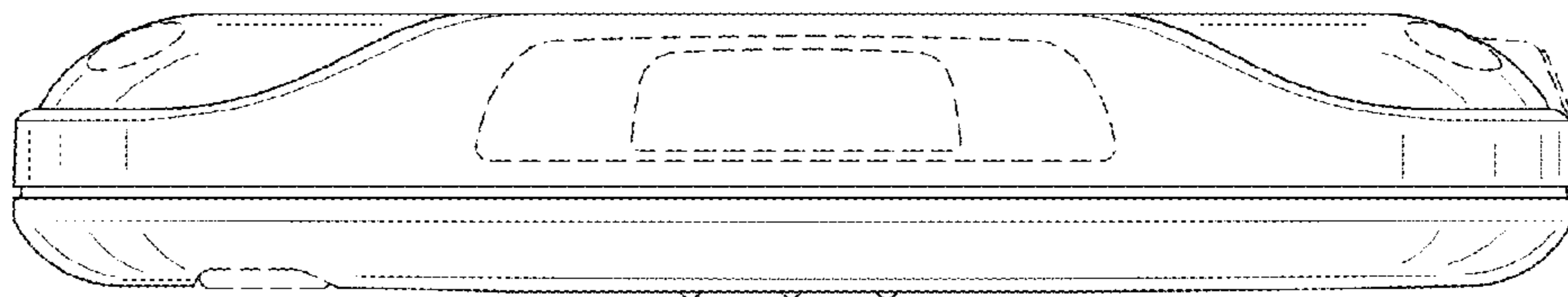


FIG. 7

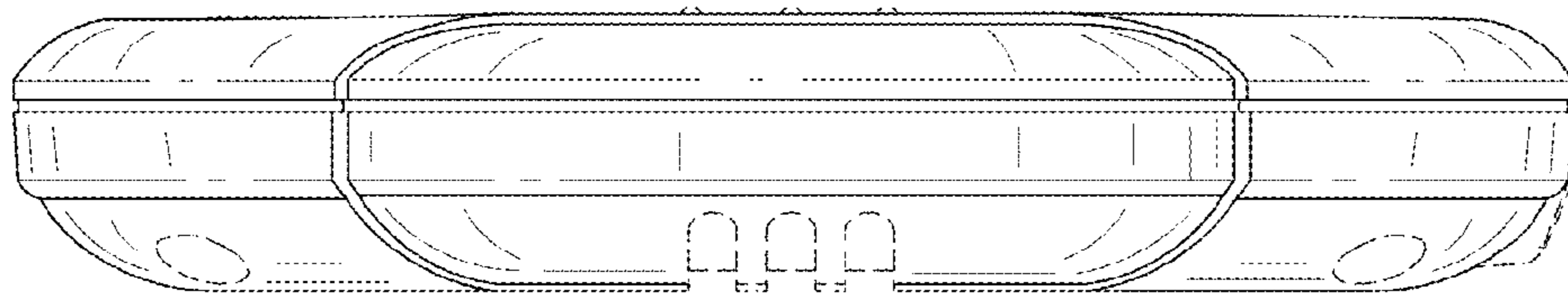


FIG. 8