



US00D703663S

(12) **United States Design Patent**  
**Piraud**

(10) **Patent No.:** **US D703,663 S**  
(45) **Date of Patent:** **\*\* Apr. 29, 2014**

(54) **TOUCH SCREEN TABLET**

(71) Applicant: **Societe BIC**, Clichy (FR)  
(72) Inventor: **Vincent Piraud**, Montegeron (FR)  
(73) Assignee: **Societe BIC**, Clichy Cedex (FR)  
(\*\*) Term: **14 Years**  
(21) Appl. No.: **29/432,697**

(22) Filed: **Sep. 19, 2012**

(30) **Foreign Application Priority Data**

Mar. 19, 2012 (EP) ..... 002011049-0001

(51) **LOC (10) Cl.** ..... **14-02**

(52) **U.S. Cl.**  
USPC ..... **D14/341**

(58) **Field of Classification Search**

USPC ..... D14/341-347, 137, 138 R, 138 AA,  
D14/138 C, 138 G, 496, 203.1, 203.3, 203.4,  
D14/203.7, 129, 130, 147, 218, 248, 389,  
D14/388, 426, 420; D10/65, 104.1;  
D18/6-7; D21/324, 329, 330;  
455/556.1, 556.2, 566, 575.1, 90.3;  
379/433.04, 433.01, 433.06, 916;  
345/173, 901, 905; 361/679.26, 679.3,  
361/679.55, 679.56

See application file for complete search history.

(56) **References Cited**

U.S. PATENT DOCUMENTS

D404,761 S \* 1/1999 Tarpinning et al. .... D14/341  
D425,558 S \* 5/2000 Tarpinning et al. .... D19/26  
D451,097 S \* 11/2001 Schmeisser et al. .... D14/371  
D454,563 S \* 3/2002 Brown et al. .... D14/342  
D483,361 S \* 12/2003 Yao et al. .... D14/374  
D537,441 S \* 2/2007 Bruker ..... D14/341  
D601,557 S \* 10/2009 Wesolek ..... D14/341  
D628,570 S \* 12/2010 Li ..... D14/341  
D676,046 S \* 2/2013 Hatori et al. .... D14/341

\* cited by examiner

*Primary Examiner* — Barbara Fox

(74) *Attorney, Agent, or Firm* — The H.T. Than Law Group

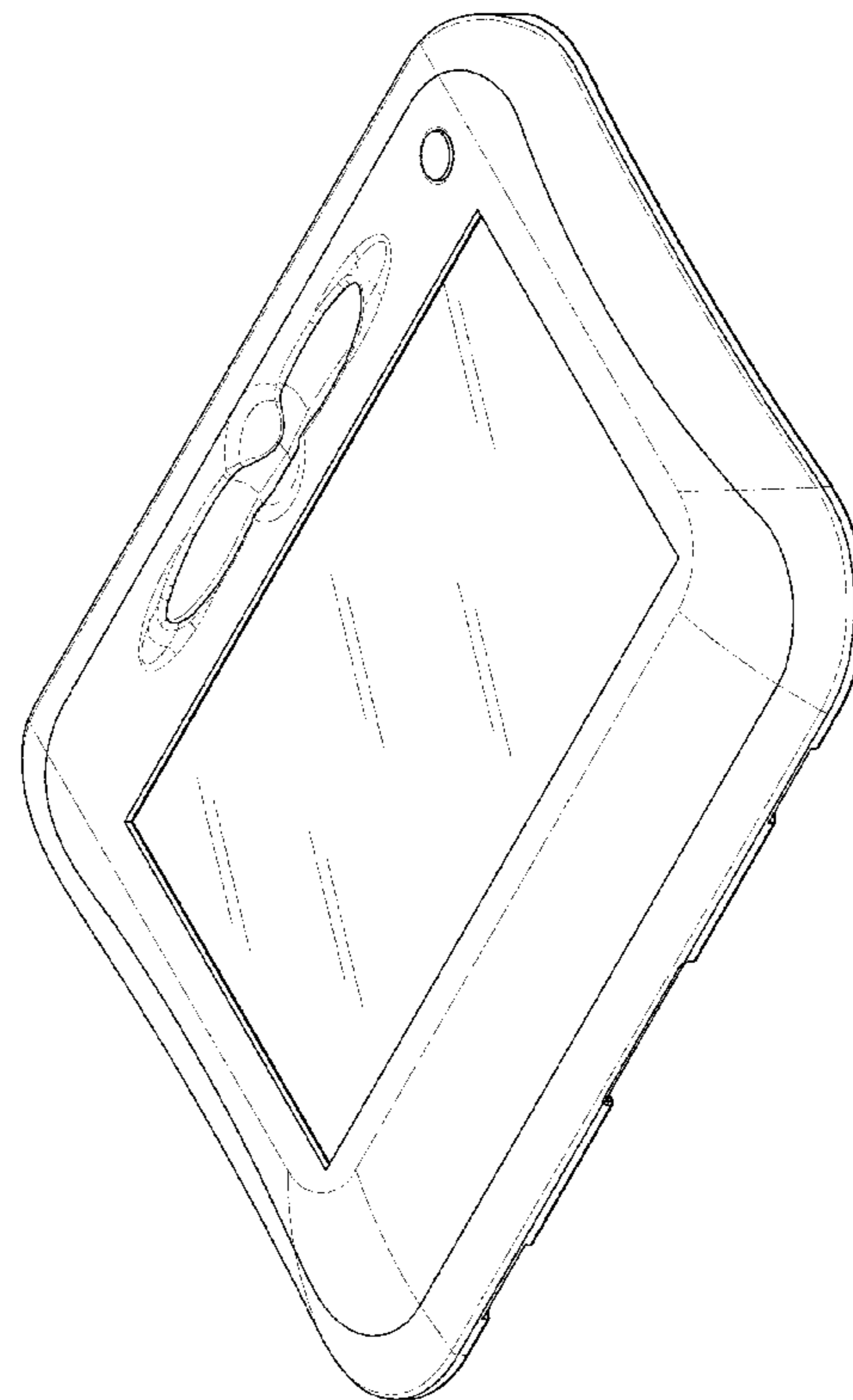
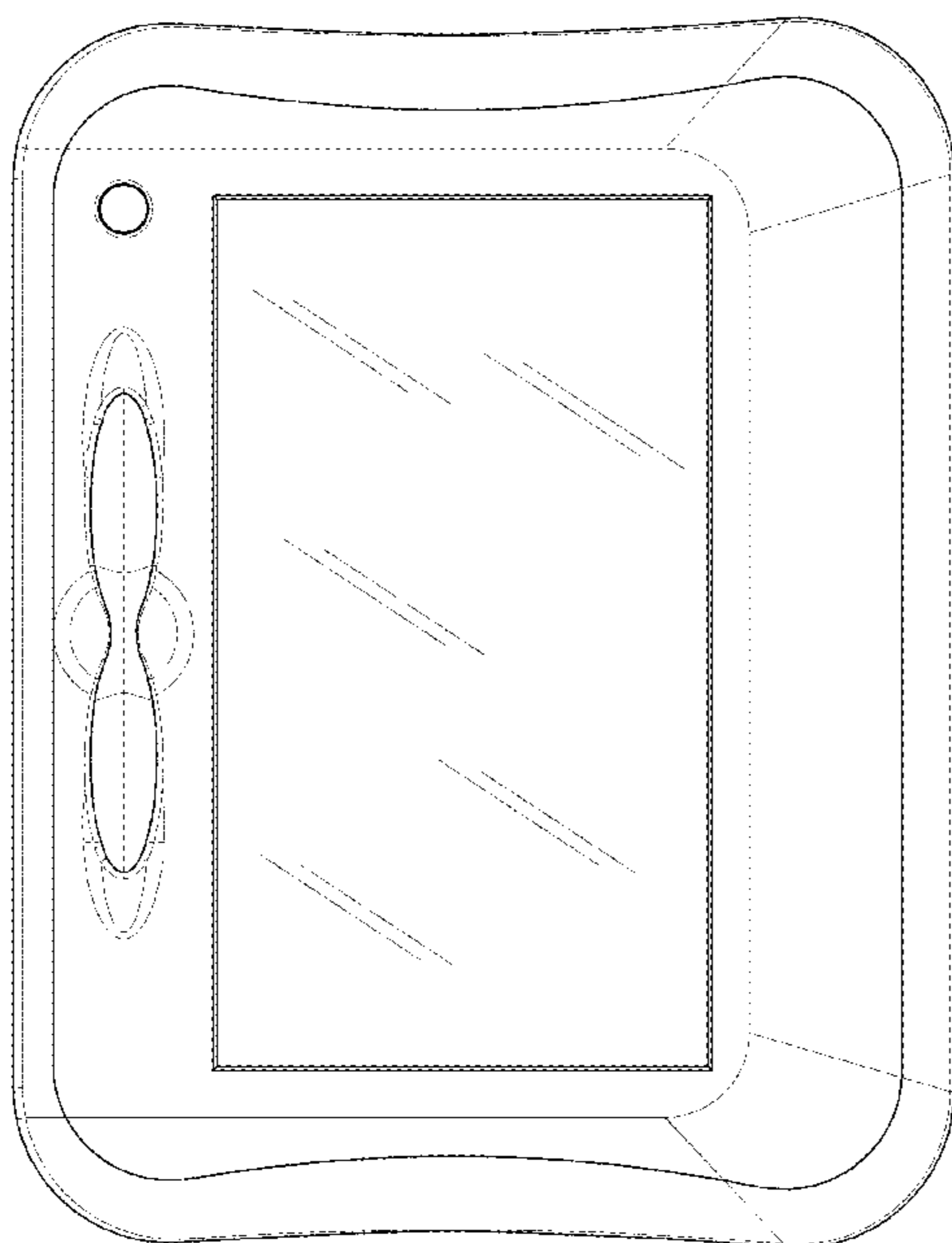
(57) **CLAIM**

The ornamental design for a touch screen tablet, as shown and described.

**DESCRIPTION**

FIG. 1 is a front view of a touch screen tablet according to the present invention;  
FIG. 2 is a back view thereof;  
FIG. 3 is a right side elevational view thereof;  
FIG. 4 is a top view thereof;  
FIG. 5 is a perspective view thereof;  
FIG. 6 is a left side elevational view thereof; and,  
FIG. 7 is a bottom view thereof.

**1 Claim, 7 Drawing Sheets**



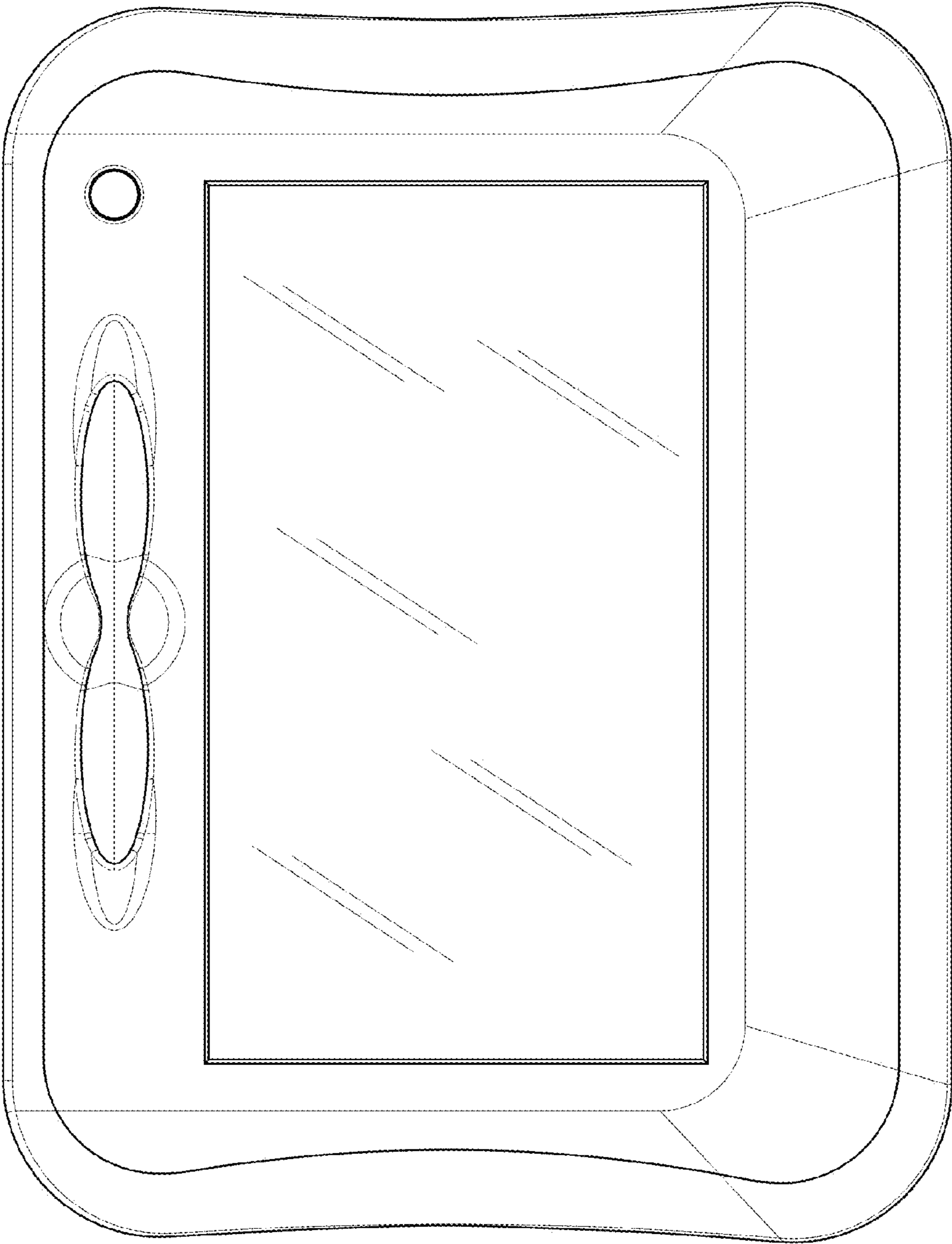


Fig. 1

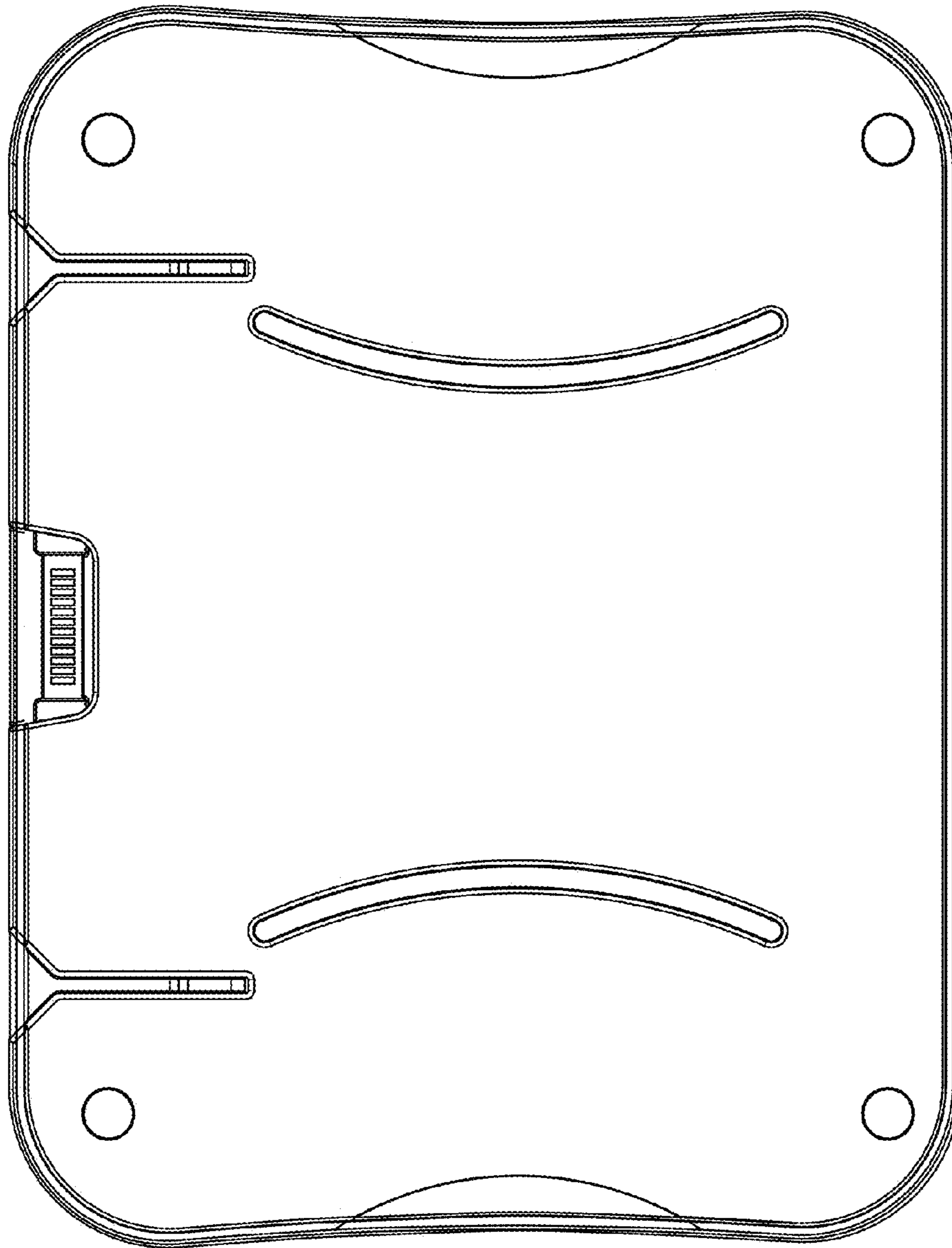


Fig. 2

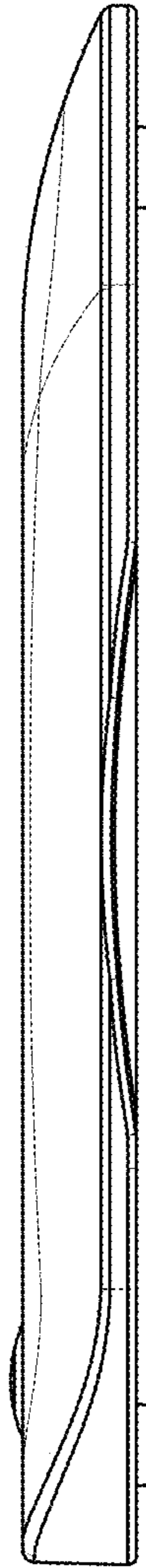


Fig. 3

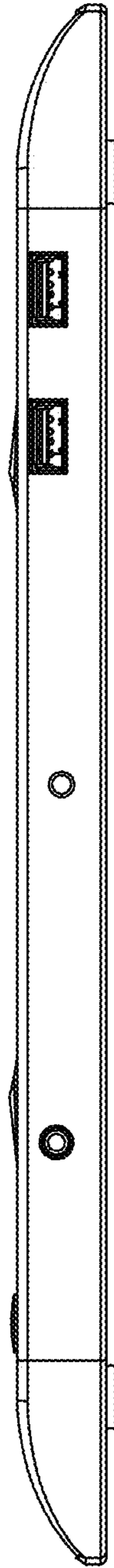


Fig. 4

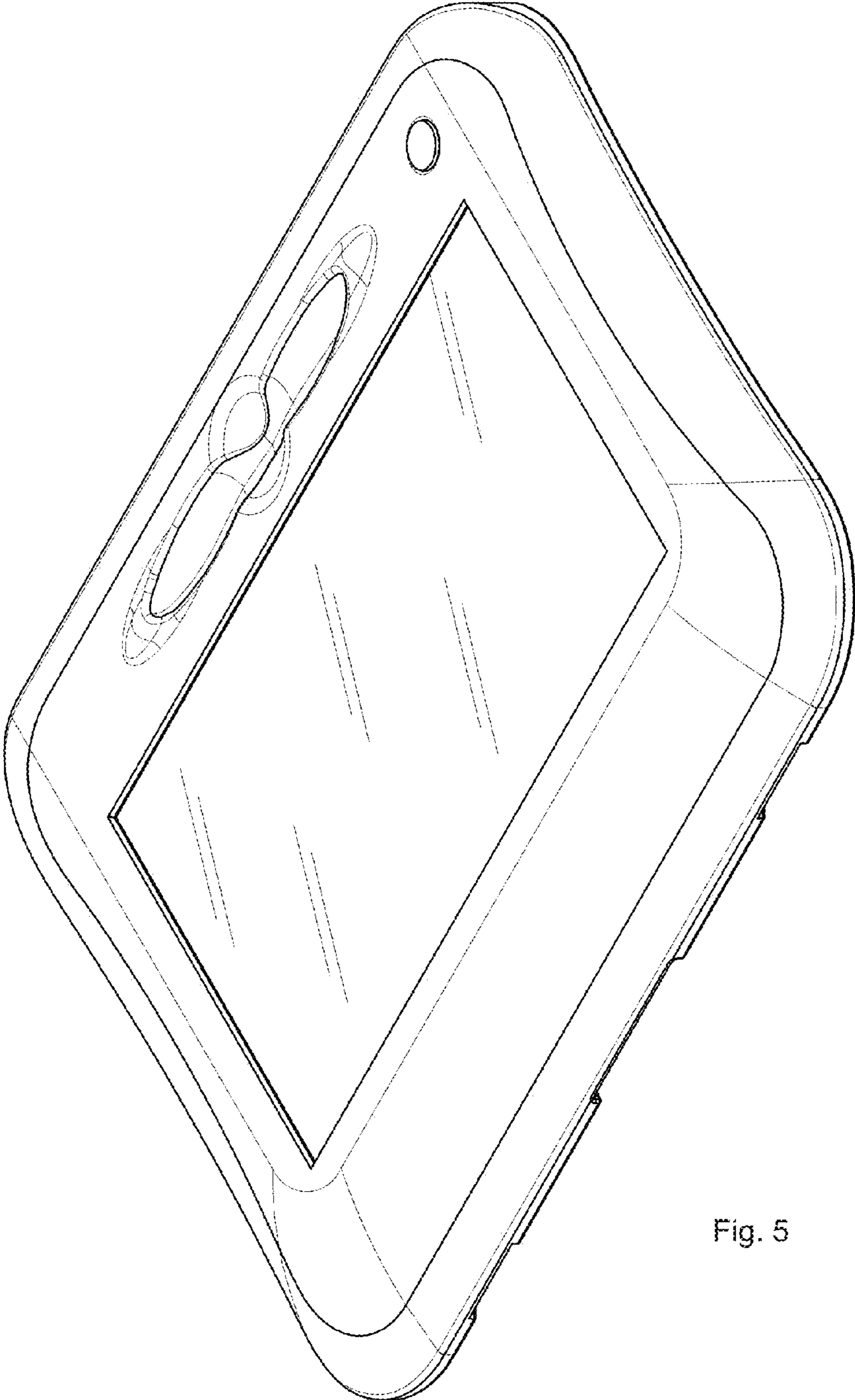


Fig. 5

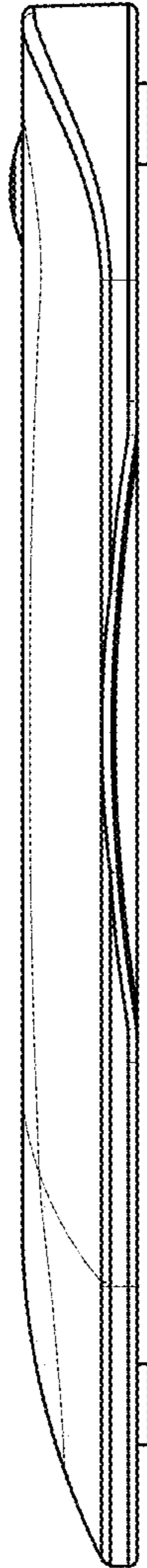


Fig. 6




Fig. 7