



US00D703660S

(12) **United States Design Patent**
McManigal et al.

(10) **Patent No.:** **US D703,660 S**

(45) **Date of Patent:** **** Apr. 29, 2014**

(54) **NOTEBOOK COMPUTER**

(71) Applicants: **Scott Paul McManigal**, Newport Beach, CA (US); **Cory Worth**, Ladera Ranch, CA (US)

(72) Inventors: **Scott Paul McManigal**, Newport Beach, CA (US); **Cory Worth**, Ladera Ranch, CA (US)

(73) Assignee: **Vizio Inc.**, Irvine, CA (US)

(**) Term: **14 Years**

(21) Appl. No.: **29/438,429**

(22) Filed: **Nov. 29, 2012**

(51) **LOC (10) Cl.** **14-02**

(52) **U.S. Cl.**
USPC **D14/318**

(58) **Field of Classification Search**
USPC D14/315-328; D18/1, 2, 7, 11;
235/145 A, 145 R; 341/22, 23; 345/104,
345/156, 168, 169, 173, 87, 901-905;
361/679.08-679.18; 400/486, 489;
710/14

See application file for complete search history.

(56) **References Cited**

U.S. PATENT DOCUMENTS

6,067,224	A *	5/2000	Nobuchi	361/679.27
6,519,139	B2 *	2/2003	Kambayashi	361/679.09
D643,425	S *	8/2011	Jung et al.	D14/315
2005/0018396	A1 *	1/2005	Nakajima et al.	361/683
2005/0041378	A1 *	2/2005	Hamada et al.	361/680

* cited by examiner

Primary Examiner — Freda S Nunn

(74) *Attorney, Agent, or Firm* — Law Office of Scott C. Harris, Inc.

(57) **CLAIM**

The ornamental design for a notebook computer, as shown and described.

DESCRIPTION

FIG. 1 is a front perspective view of a notebook computer; FIGS. 2 and 3 are front and back views respectively thereof; FIGS. 4 and 5 are alternate side views thereof; FIG. 6 is a top view thereof; and, FIG. 7 is a bottom view thereof.

The portions of the notebook computer shown in broken lines form no part of the claimed design.

1 Claim, 6 Drawing Sheets






FIG. 1

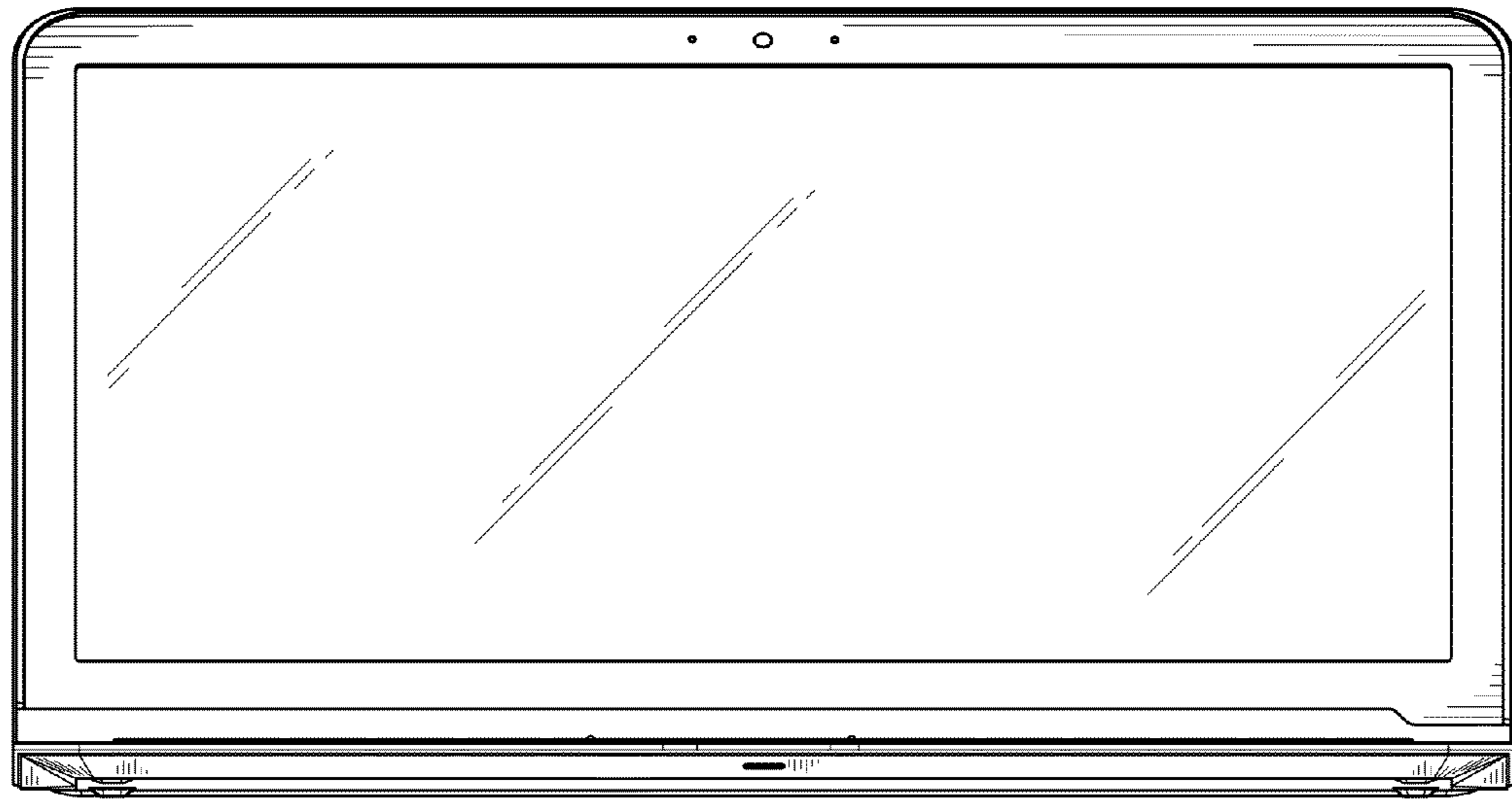


FIG. 2




FIG. 3

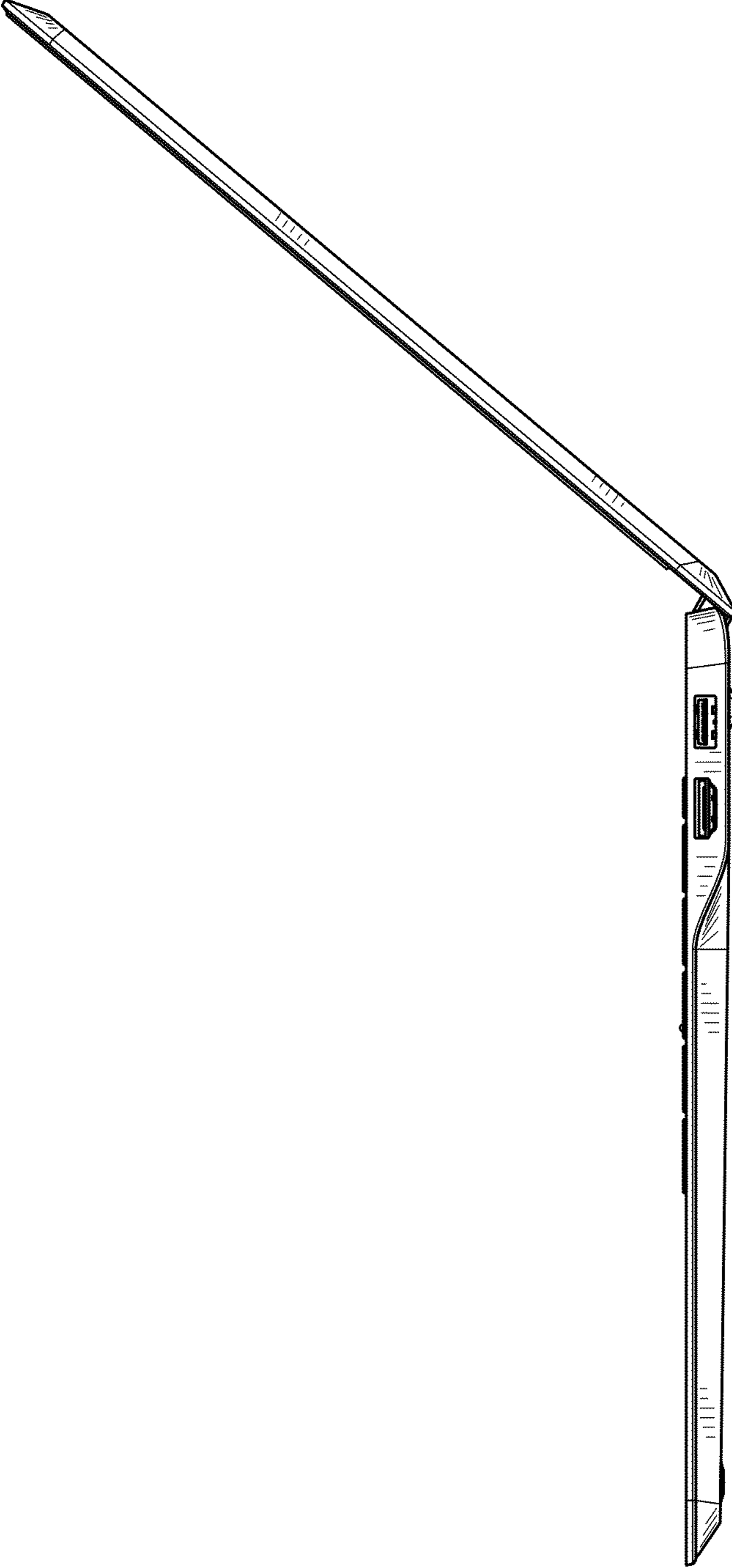


FIG. 4

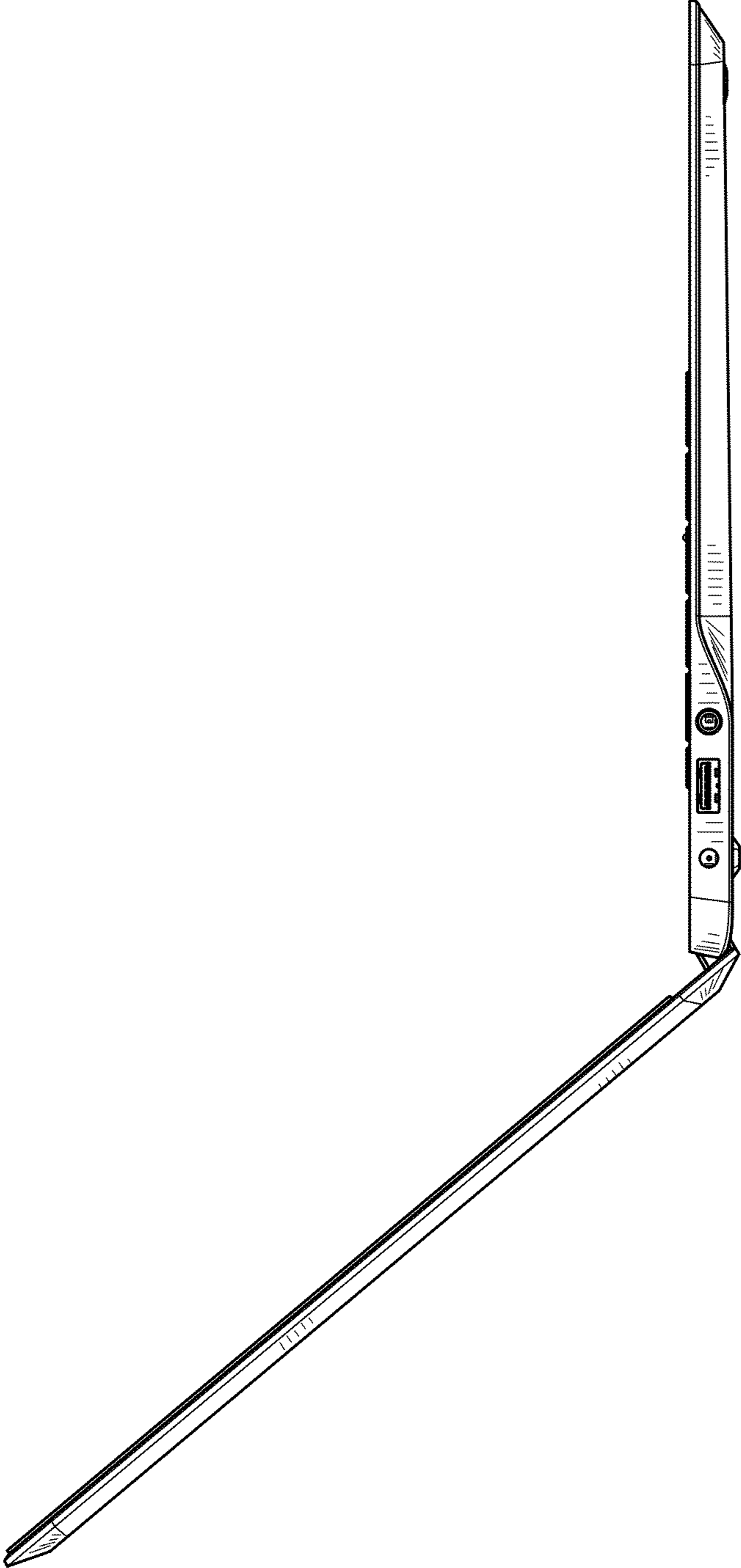


FIG. 5




FIG. 6




FIG. 7