



US00D703655S

(12) **United States Design Patent**
Melanson et al.

(10) **Patent No.:** **US D703,655 S**

(45) **Date of Patent:** **** Apr. 29, 2014**

(54) **CASE FOR ELECTRONIC DEVICE**

(71) Applicant: **Otter Products, LLC**, Fort Collins, CO (US)

(72) Inventors: **Christopher J. Melanson**, Fort Collins, CO (US); **Matthew S. Krajec**, Loveland, CO (US)

(73) Assignee: **Otter Products, LLC**, Fort Collins, CO (US)

(**) Term: **14 Years**

(21) Appl. No.: **29/467,675**

(22) Filed: **Sep. 20, 2013**

(51) **LOC (10) Cl.** **14-03**

(52) **U.S. Cl.**
USPC **D14/250**

(58) **Field of Classification Search**
USPC D14/250–253, 440, 203.3–203.7, 217, D14/496, 248, 238.1, 240, 447, 341–347, D14/444; D13/103, 107–108, 119; D3/201, D3/218, 247, 269, 273, 301, 303; 248/176.3, 188.8, 309.1, 371, 668; 361/220, 379.01, 679.01, 679.02, 361/679.09, 679.21, 679.25, 679.3, 679.4, 361/679.56, 679.57, 759, 807, 816; 379/433.11, 451, 455; 455/556.1, 557, 455/566, 575.1, 575.2, 575.8; 206/37, 45.2, 206/305, 320, 216; 320/108, 115; 429/96; 220/4.02; 150/165; 174/50; 235/41, 235/375, 462; 312/223.1; 396/535

See application file for complete search history.

(56) **References Cited**

U.S. PATENT DOCUMENTS

D574,819 S * 8/2008 Andre et al. D3/269
D575,056 S * 8/2008 Tan D3/218

D637,590 S * 5/2011 Michie et al. D14/250
D638,005 S * 5/2011 Richardson et al. D14/250
8,297,440 B2 * 10/2012 Schmidt et al. 206/320
D673,548 S * 1/2013 Weller et al. D14/250
D673,551 S * 1/2013 Chang et al. D14/250
D673,941 S * 1/2013 Melanson et al. D14/250
D674,791 S * 1/2013 Melanson et al. D14/250
D675,604 S * 2/2013 Limber et al. D14/250
D676,842 S * 2/2013 Weller et al. D14/250
D676,844 S * 2/2013 Weller et al. D14/250
D679,699 S * 4/2013 Piedra et al. D14/250
D681,022 S * 4/2013 Chang et al. D14/250
D681,025 S * 4/2013 Chang et al. D14/250
D689,851 S * 9/2013 Chang et al. D14/250
2010/0124040 A1 * 5/2010 Diebel et al. 361/816
2010/0147737 A1 * 6/2010 Richardson et al. 206/701
2010/0224519 A1 * 9/2010 Kao 206/320

* cited by examiner

Primary Examiner — Carla Jobe Wright

(57) **CLAIM**

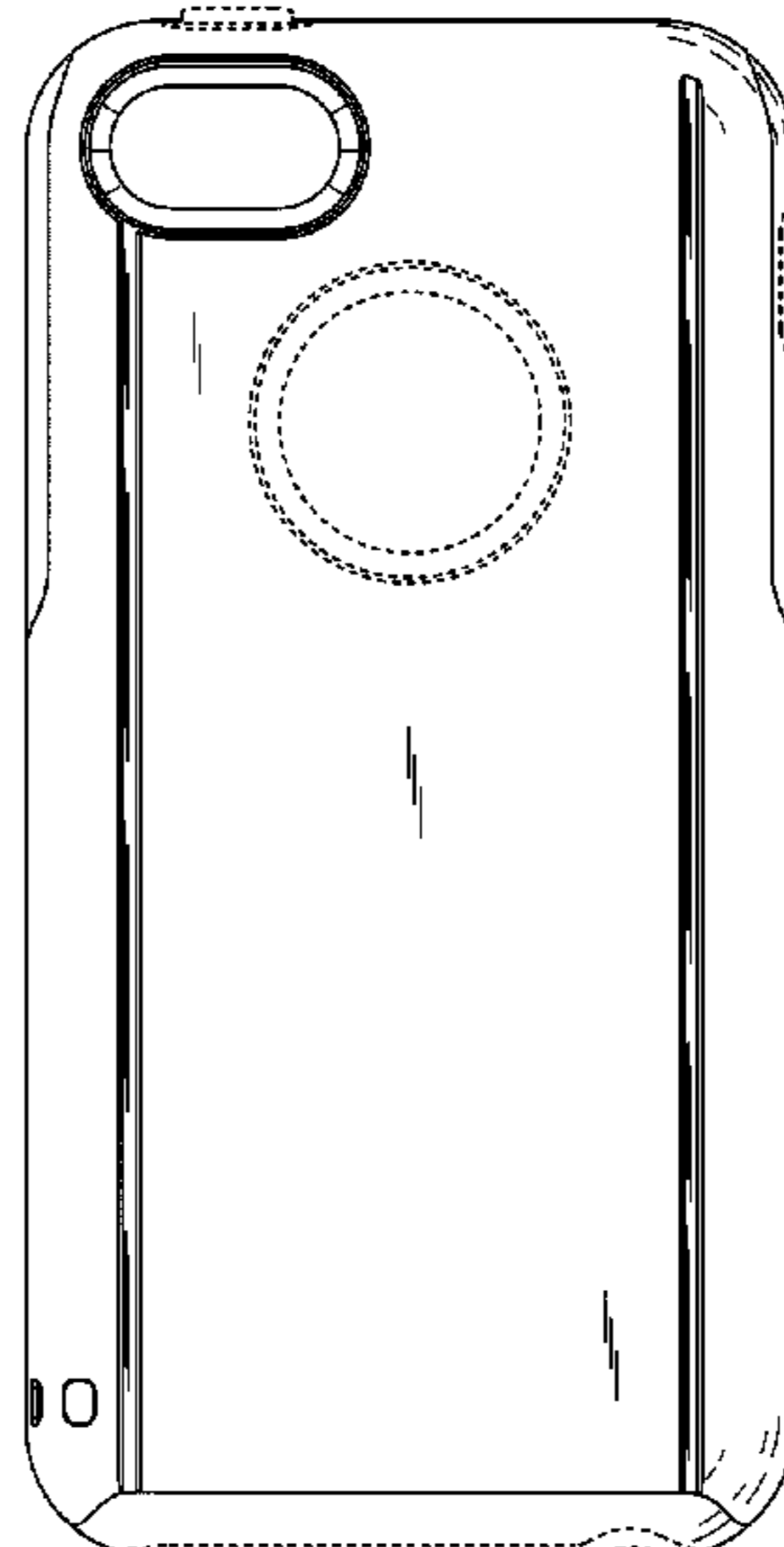
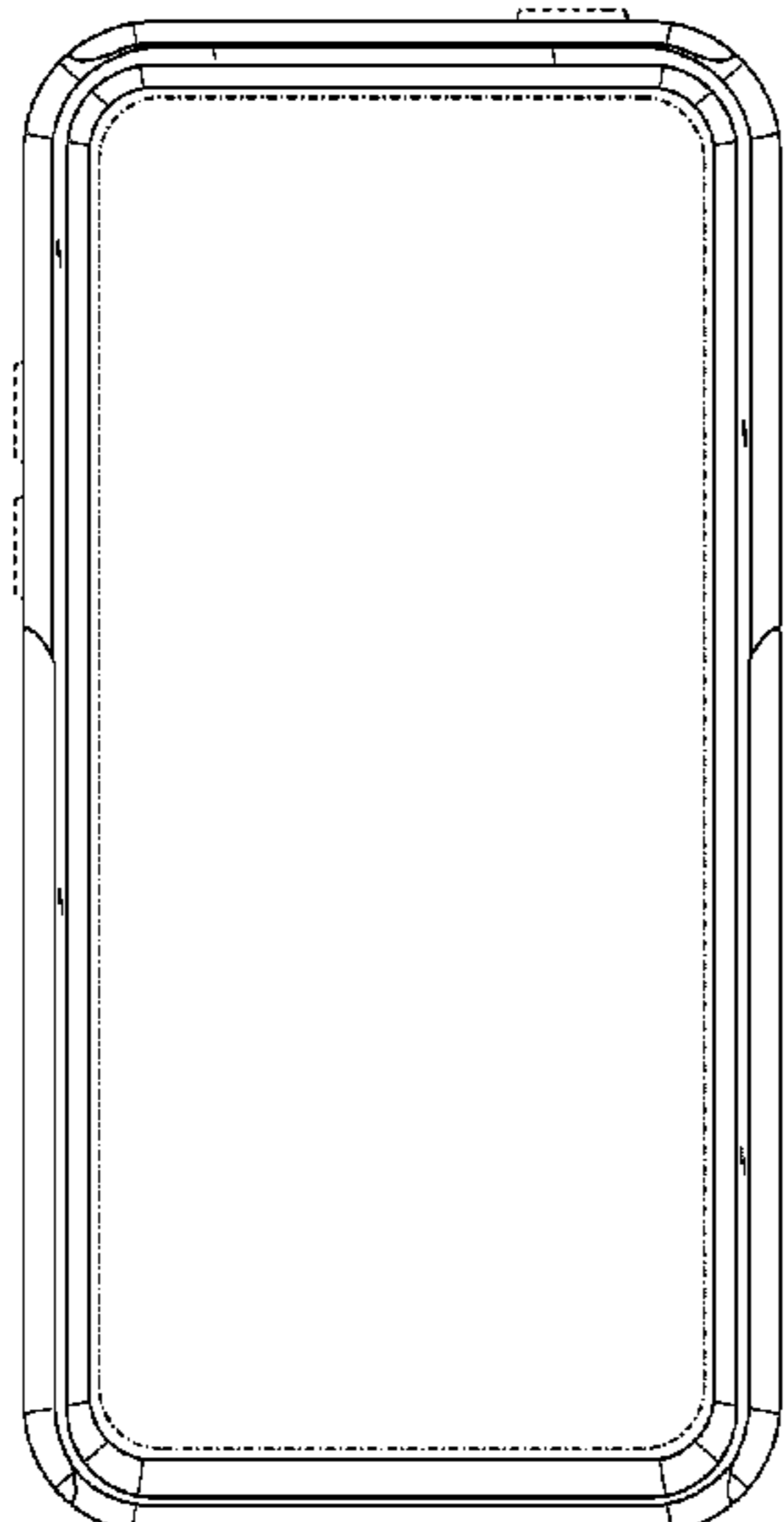
The ornamental design for a case for electronic device, as shown and described.

DESCRIPTION

FIG. 1 is a front isometric view of a case for electronic device showing our new design;
FIG. 2 is a rear isometric view thereof;
FIG. 3 is a front view thereof;
FIG. 4 is a rear view thereof;
FIG. 5 is a left view thereof;
FIG. 6 is a right view thereof;
FIG. 7 is a top view thereof; and,
FIG. 8 is a bottom view thereof.

The dot-dash-dot broken lines represent a boundary of the claimed design. The dash-dash-dash broken lines depict unclaimed environment. The broken lines form no part of the claimed design.

1 Claim, 6 Drawing Sheets






FIG. 1

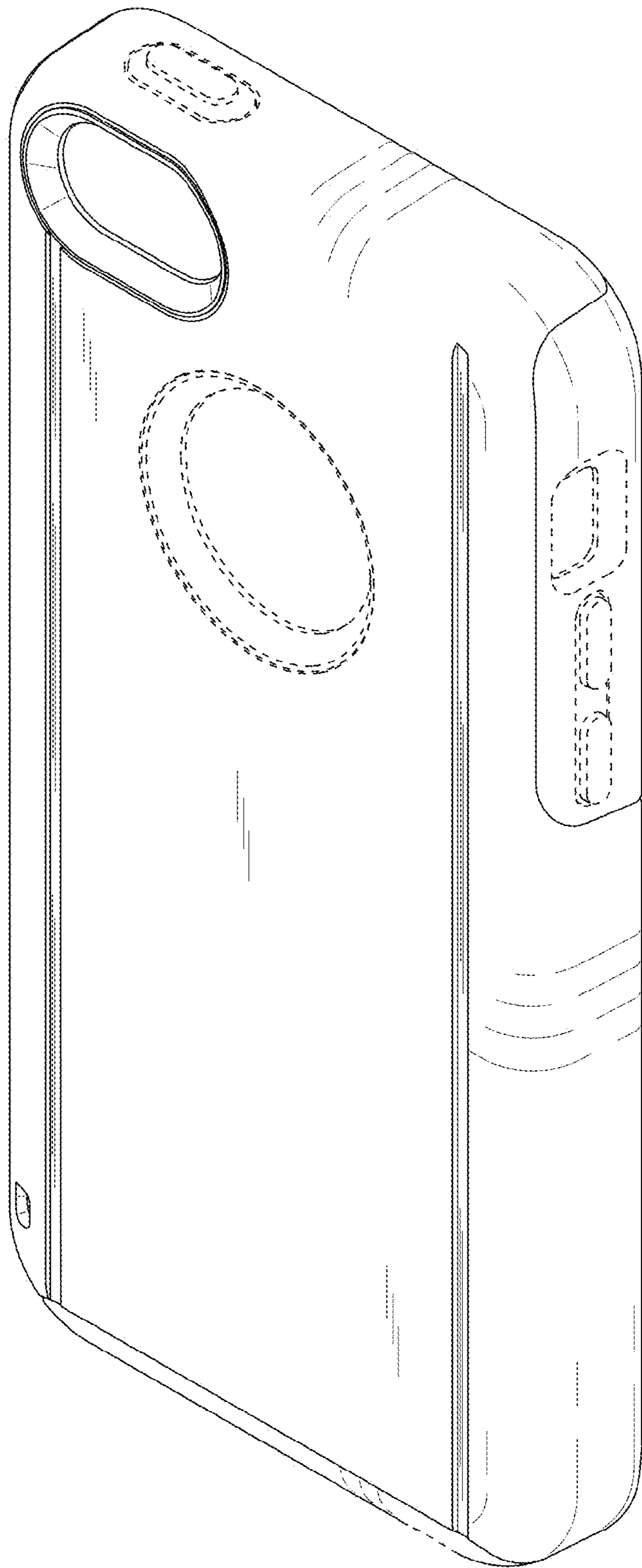


FIG. 2




FIG. 3

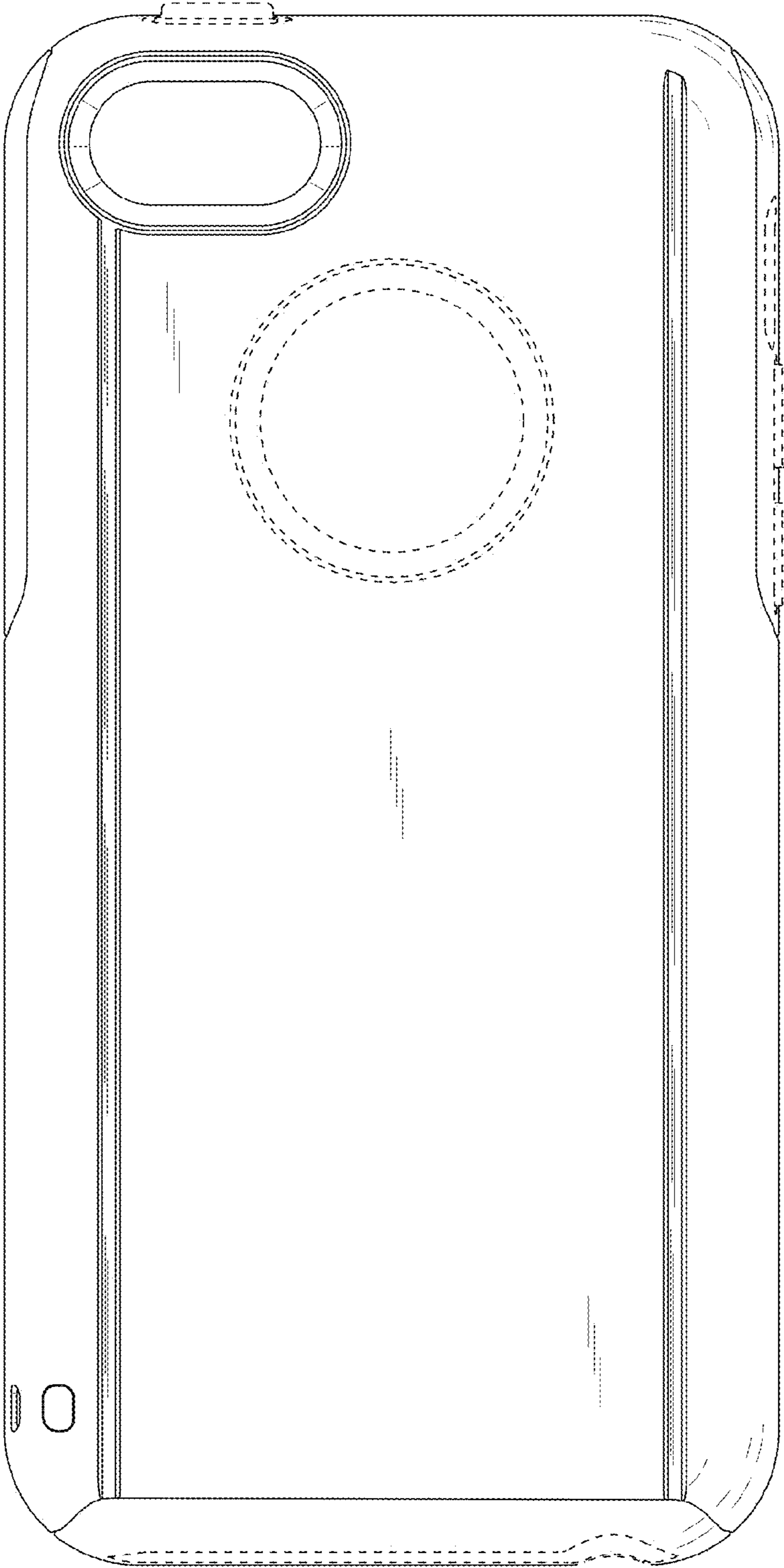


FIG. 4

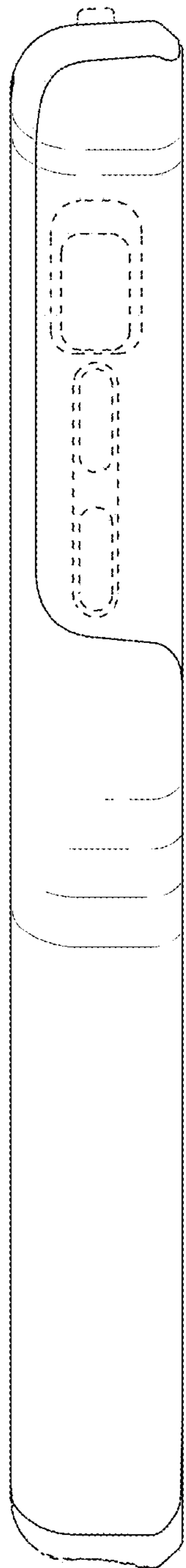


FIG. 5




FIG. 6

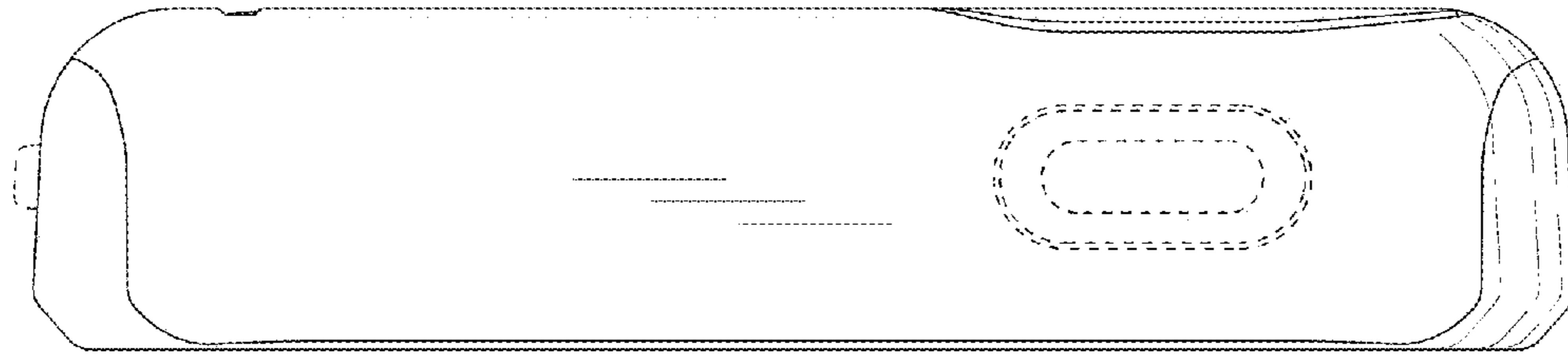


FIG. 7

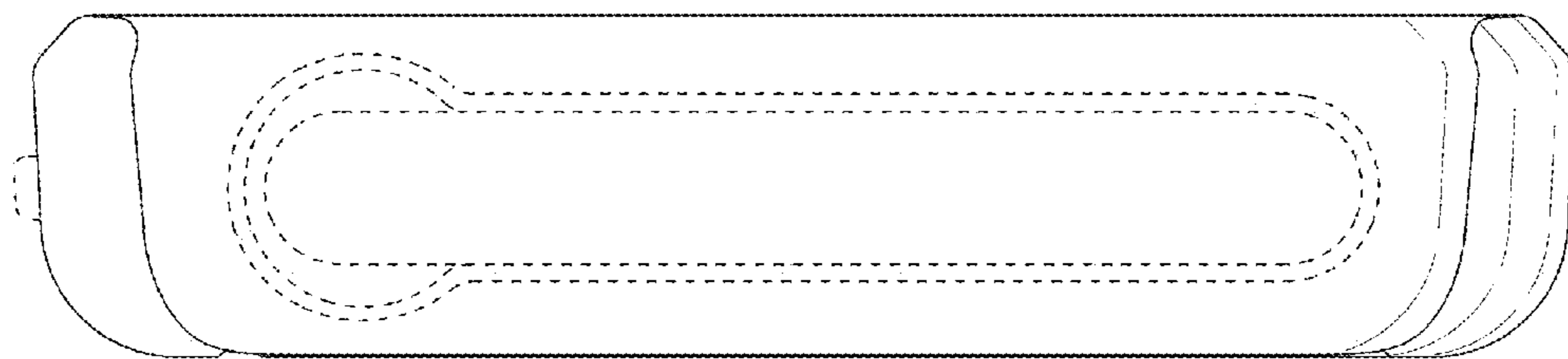


FIG. 8